



FINANCE COMMITTEE MEETING
July 25, 2018, 10:00 am
ELC Board Room

- | | | |
|------|--|-----------|
| I. | Welcome & Introductions | Bob Eadie |
| II. | Approval of Minutes | Bob Eadie |
| | A. Motion to approve minutes for the month of May 2018 | |
| III. | Financial Statements | Bob Eadie |
| | A. School Readiness/VPK | |
| | B. Early Head Start | |
| IV. | Resolutions | Bob Eadie |
| | A. Resolution 07252018-01 | |
| | B. Resolution 07252018-02 | |
| | C. Resolution 07252018-03 | |
| V. | Information Items | Bob Eadie |
| | A. Slot Utilization | |
| | • Miami Dade County | |
| | • Monroe County | |
| | • Early Head Start | |
| | • Title V | |
| | B. Early Head Start Credit Card Report | |
| VI. | Public Comments | Bob Eadie |
| VII. | Meeting Adjourn | Bob Eadie |

Mission: To promote high-quality school readiness, voluntary pre-kindergarten and after school programs, thus increasing all children's chances of achieving future educational success and becoming productive members of society. The Coalition seeks to further the physical, social, emotional and intellectual needs of Miami-Dade and Monroe County children with a priority toward the ages before birth through age 5.



Finance Committee Meeting
May 30, 2018; 10:00 AM
Early Learning Coalition Board Room

Committee Attendees: Adrian Alfonso (via conference call); Bob Eadie (via conference call); Gilda Ferradaz (via conference call); Philip Gassman (via conference call); Alex Soto (via conference call); Theresa Axford (via conference call)

Absent Committee:

Staff Attendees: Evelio Torres (via conference call); Angelo Parrino (via conference call); Alex Sanchez; Lissandra Curbelo; Mercy Castiglione; Juan Castillo; Jackye Russell

I. Welcome and Introductions **Bob Eadie**

- B. Eadie called the meeting to order and welcomed everyone. Quorum was established.

II. Approval of Minutes **Bob Eadie**

- Motion to approve minutes by T. Axford.
- Motion seconded by A. Alfonso.
- Motion was unanimously passed.

III. Financial Statements **Bob Eadie**

- M. Castiglione reviewed the finance statements and stated that it is business as usual and administrative cost our low remarkable. The budget variance shows that the ELC is entering a deficit but it is manageable and additional funds have been requested from OEL. EHS showing a surplus because of additional funds requested the EHS fiscal year does not end till July 31st.

IV. Resolutions **Bob Eadie**

- Resolution 05302018-01 - Authorize the President and CEO to negotiate, execute and receive funds from Save the Children to provide training for hurricane preparedness and psychosocial support for childcare providers, children and families in Miami-Dade and Monroe counties.
 - Motion to approve resolution by G. Ferradaz.
 - Motion seconded by A. Alfonso.
 - Motion was unanimously passed.



- Resolution 05302018-02 - Authorize the President and CEO to apply for 2.6% Cost of Living Adjustment (COLA) funds for the Early Head Start-Child Care Partnership Grant.
 - Motion to approve resolution by G. Ferradaz.
 - Motion seconded by A. Alfonso.
 - Motion was unanimously passed.

- Resolution 05302018-03 - Authorize the President and CEO to negotiate, execute and receive funds for the Initial Budget for fiscal year 2018-2019.
 - Motion to approve resolution by P. Gassman.
 - Motion seconded by T. Axford.
 - Motion was unanimously passed.

- Resolution 05302018-04 - Authorize the President and CEO to negotiate and execute the lease listed in the background section of this resolution.
 - Motion to approve resolution by T. Axford.
 - Motion seconded by G. Ferradaz.
 - Motion was unanimously passed.

- Resolution 05302018-05 - Authorize the President and CEO to accept \$201,251.00 from the Department of Education, Office of Early Learning for the Early Learning Performance Funding Project.
 - Motion to approve resolution by T. Axford.
 - Motion seconded by G. Ferradaz.
 - Motion was unanimously passed.

V. Informational Items

Bob Eadie

- A. Parrino reviewed the snapshots and Miami Dade County does have a waitlist at the moment of approximately 3600 children. Monroe County will remain open with 0 children on the waitlist.

- B. Eadie stated that the Early Head Start credit card report is in your packet for review.

VI. Public Comments

Bob Eadie

VII. Adjourn

Bob Eadie

Early Learning Coalition of Miami-Dade and Monroe Counties

Statement of Financial Position

(In thousands \$000)

	Unaudited As of 5/31/2018
Assets	
Cash & Cash Equivalents	14,928
Grants Receivable	15,254
Property and Equipment, Net	343
Other Assets	63
 Total Assets	 \$ 30,589
Liabilities	
Accounts Payable	16,518
Advances Due to OEL & Other	12,305
VPK Prepayment	0
Deferred Revenues	14
Accrued Expenses & Other Liabilities	618
 Total Liabilities	 29,455
Net Assets	
Unrestricted	598
Temporarily Restricted	536
Total Net Assets	1,134
 Total Liabilities and Net Assets	 \$ 30,589

Early Learning Coalition of Miami-Dade and Monroe Counties

Statement of Activities
(In thousands \$000)

	<u>Unrestricted</u>	<u>Temporarily Restricted</u>	<u>5/31/2018</u>
Support and revenues			
Grants	\$ 0	\$ 180,964	\$ 180,964
Contributions and Other	49	223	273
Net Assets Released from Restrictions	<u>180,613</u>	<u>(180,613)</u>	<u>0</u>
 Total Support and Revenues	 180,662	 574	 181,237
 Expenses			
Early Education Services	175,133		175,133
Administration	<u>6,033</u>		<u>6,033</u>
 Total Expenses	 <u>181,166</u>	 <u>0</u>	 <u>181,166</u>
 Change in Net Assets	 (504)	 574	 71
 Beginning Net Assets	 1,102	 (38)	 1,064
 Ending Net Assets	 <u>\$ 598</u>	 <u>\$ 536</u>	 <u>\$ 1,134</u>

Early Learning Coalition of Miami-Dade and Monroe Counties
Statement of Functional Expenses
(In thousands \$000)

	Early Education Services	Administration	Preliminary 5/31/2018
Expenses:			
Payroll & Employee Benefits	12,089	3,781	15,871
Direct Child Care Services	153,330	14	153,344
Contracted Services-Subrecipients	3,805	6	3,811
Dues & Subscriptions	16	95	111
Occupancy Costs	3,207	473	3,680
Telephone & Communications	352	95	447
Equipment Repair & Maintenance	5	10	15
Postage & Freight	43	11	53
Printing	96	8	105
Professional Fees	612	897	1,509
Travel & Transportation Expenses	123	76	199
Program Supplies	861	65	926
Meetings & Conferences	18	9	27
Insurance-General & Liability	88	20	108
Office	93	362	456
Other Administrative Costs	394	110	504
Total Expenses	\$ 175,133	6,033	181,166

Early Learning Coalition of Miami-Dade and Monroe Counties
Statement of Cash Flows
(In thousands \$000)

	Preliminary YTD 5/31/2018
Cash Flows From Operating Activities	
Change In Net Assets	71
Adjustments to reconcile change in net cash provided by	
Depreciation Expense	0
(Increase) Decrease in Assets:	
Grants Receivables	(4,783)
Other Assets	179
VPK Prepayment	0
Increase (Decrease) in Liabilities:	
Accounts Payable-Vendors	(3,068)
Other Accrued Expenses & Other Payables	(231)
Advances Due to OEL	11,899
Advances Due to Other Grantors	118
Deferred Revenues	(22)
Total Adjustments	4,092
Net Cash Flows From Operating Activities	4,163
Cash Flows from Investing Activities:	
Purchase of furniture and equipment	
Net Cash Flows From Investing Activities	
Change in Cash	4,163
Cash - Beginning of Period	10,766
Cash Balance End of Period	\$ 14,928



BUDGET VARIANCE

May
2018

In 000'S

School Readiness					
Category	Budget	Current Month Actual	Current Year Actual	% Budget Remaining	Target % Budget Remaining
REVENUE					
State of Florida	118,739	10,667	109,557	7.73%	8.33%
EXPENDITURES					
Salary and Fringe	11,721	1,292	10,653	9.12%	
Child Care Services	100,351	9,111	94,472	5.86%	
Contractual Services	2,204	114	2,140	2.90%	
Occupancy	1,553	119	1,319	15.03%	
Travel/Conf/Dev	261	8	127	51.35%	
Program Activity	1,775	2	395	77.74%	
IT	507	13	200	60.65%	
Other	367	10	231	37.03%	
TOTAL EXP	118,739	10,669	109,537	7.75%	8.33%

VPK					
Category	Budget	Current Month Actual	Current Year Actual	% Budget Remaining	Target % Budget Remaining
REVENUE					
State of Florida	56,714	6,175	52,296	7.79%	8.33%
EXPENDITURES					
Salary and Fringe	1,417	176	1,377	2.84%	
Child Care Services	54,533	5,973	50,474	7.44%	
Contractual Services	98	6	113	-15.90%	
Occupancy	124	15	214	-73.04%	
Travel/Conf/Dev	13	1	8	35.72%	
Program Activity	386			100.00%	
IT	72	2	18	74.83%	
Other	73	1	92	-26.49%	
TOTAL EXP	56,714	6,175	52,296	7.79%	8.33%

EARLY HEAD START					
Category	Budget	Current Month Actual	Current Year Actual	% Budget Remaining	Target % Budget Remaining
REVENUE					
Office of Head Start	15,453	1,077	12,102	21.69%	8.33%
EXPENDITURES					
Salary and Fringe	2,771	324	2,845	-2.67%	
Child Care Services	7,127	583	5,432	23.78%	
Contractual Services	581	11	580	0.18%	
Occupancy	4,074	112	2,531	37.88%	
Travel/Conf/Dev	309	6	179	41.99%	
Program Activity	347	22	353	-1.83%	
IT	104	17	77	25.97%	
Other	141	3	105	25.44%	
TOTAL EXP	15,453	1,077	12,102	21.69%	8.33%

OTHER					
Category	Budget	Current Month Actual	Current Year Actual	% Budget Remaining	Target % Budget Remaining
REVENUE					
The Children's Trust	5,330	501	5,033	5.57%	
Other	1,205	71	1,076	10.72%	
Refugee	1,350	84	1,003	25.73%	
Teen Parent	1,045	39	170	83.70%	
	8,930	695	7,282	18.46%	8.33%
EXPENDITURES					
Salary and Fringe	907	89	880	3.00%	
Child Care Services	3,000	305	2,960	1.33%	
Contractual Services	3,386	228	2,486	26.57%	
Occupancy	641	5	322	49.79%	
Travel/Conf/Dev	100	6	84	16.56%	
Program Activity	401	22	373	6.95%	
IT	47		4	92.21%	
Other	448	4	123	72.63%	
TOTAL EXP	8,930	659	7,231	19.03%	8.33%
NET		36	51		

TOTAL	Budget	Current Month Actual	Current Year Actual	% Budget Remaining	Target % Budget Remaining
REVENUE					
State of Florida	175,453	16,842	161,853	7.75%	
Office of Head Start	15,453	1,077	12,102	21.69%	
The Children's Trust	5,330	501	5,033	5.57%	
Other	1,205	71	1,076	10.72%	
Refugee	1,350	84	1,003	25.73%	
Teen Parent	1,045	39	170	83.70%	
TOTAL REVENUE	199,836	18,614	181,237	9.31%	8.33%
EXPENDITURES					
Salary and Fringe	16,816	1,881	15,754	6.32%	
Child Care Services	165,010	15,972	153,337	7.07%	
Contractual Services	6,269	358	5,320	15.14%	
Occupancy	6,392	251	4,386	31.38%	
Travel/Conf/Dev	683	21	398	41.71%	
Program Activity	2,908	46	1,121	61.45%	
IT	730	32	298	59.12%	
Other	1,028	18	550	46.48%	
TOTAL EXP	199,836	18,580	181,166	9.34%	8.33%
NET	0.00	35	71		



Early Learning Coalition Finance Committee Meeting

July 25, 2018

Resolution: 07252018-01

Action Requested: Approve the Evaluation Committee’s recommendation to award contract for RFP#ELCMDM2018-05 (General Contracting Services) to the selected vendor(s). Also, authorize the President and CEO to negotiate and execute contracts with the selected vendor(s).

Fiscal Impact: The contract is for an approximate amount of \$470,320.00 per fiscal year, which is subject to the availability of funding.

Funding Source: The Department of Health and Human Services, Administration for Children and Families, Office of Head Start

Strategic Goal:

- Neediest Children
- Youngest Children
- Educate All

- Providers
- Internal Capacity
- Funding

RESOLUTION: 07252018-01

APPROVE THE EVALUATION COMMITTEE’S RECOMMENDATION TO AWARD CONTRACT FOR RFP#ELCMDM2018-05 (GENERAL CONTRACTING SERVICES) TO THE SELECTED VENDOR(S). ALSO, AUTHORIZE THE PRESIDENT AND CEO TO NEGOTIATE AND EXECUTE CONTRACTS WITH THE SELECTED VENDOR(S).

WHEREAS, the Finance Committee has been apprised of the program goals through the attached narrative, hereby incorporated by reference, and the Finance Committee is in agreement with the goals described therein;

WHEREAS, the Finance Committee recommends approving this action;

NOW, THEREFORE, be it resolved that the Finance Committee shall present this action to the Board of the Early Learning Coalition of Miami-Dade/Monroe, Inc. (the “Board”), and shall recommend that the Board approve this action at the next meeting of the Board.

Background:

Resolution #05072018-03 authorized the President and CEO to release a Request for Proposal (RFP) for General Contracting Services. On May 10, 2018, the Early Learning Coalition released RFP#ELCMDM2018-05 for General Contracting Services. On or before June 12, 2018, the Early Learning Coalition received two (2) proposals from the following:

- Builcore, Inc.
- H.A. Contracting Corp.

Legal Counsel reviewed the proposals on June 12, 2018; both proposals were deemed responsive.

On June 14, 2018, the proposal was reviewed by four (4) evaluators who made up the Evaluation Committee.

Evaluation Committee Members:

1. Eugene Spano, Building Manager - Centre at Cutler Bay
2. Johanna Miranda, Contracting Officer - Jackson Health System
3. Debra Kolsky, President - Redeveco Corporation
4. Ahmed Mitwalli, Network Administrator - Early Learning Coalition of Miami-Dade/Monroe

On June 29, 2018, at the second Evaluation Committee Meeting, the committee moved and passed a motion to recommend that the Early Learning Coalition negotiate and execute contracts with **Builcore, Inc.** and **H.A. Contracting Corp.**

Proposer's Name	Final Rating (Max 400)
Builcore, Inc.	289
H.A. Contracting Corp.	380

Evaluation Scorecard:

RFP # ELCMDM2018-05 General Contracting Services		Max. Score	Builcore, Inc.				H.A. Contracting Corp.			
			#1	#2	#3	#4	#1	#2	#3	#4
Organizational Capacity		30								
1	Has demonstrated knowledge of the Davis-Bacon Act.	3	2	2	3	3	3	3	3	
2	Has demonstrated knowledge of the rules and regulations governing child care facilities.	5	3	2	0	5	5	5	5	
3	Has demonstrated knowledge of rules and requirements governing non-profit funding.	2	1	1	2	2	2	2	2	
4	Has a team of qualified employees or subcontractors for the work required.	15	12	10	15	15	15	15	15	
5	Ability to provide bonding assurances as required.	5	5	5	5	5	5	5	5	
Experience		43								
1	Has at least 5 years relevant experience.	5	5	5	5	5	5	5	5	
2	Has demonstrated history of successfully completing projects on time and within budget.	8	7	1	8	8	8	7	5	
3	Has demonstrated experience in successfully completing projects of similar size and scope.	5	4	1	5	0	5	5	5	
4	Has demonstrated experience working with non-profit organizations similar to the Early Learning Coalition.	2	1	1	2	0	2	2	2	
5	Has demonstrated experience in working with child care facility projects.	5	4	1	0	5	5	5	5	
6	Has demonstrated experience working with federal grants.	3	2	3	3	0	3	2	3	
7	Has demonstrated experience in meeting the requirements of the Davis-Bacon Act.	5	3	1	5	5	4	5	5	
8	Has received positive recommendations from references on past projects completed.	10	7	1	10	10	10	10	10	
Proposals		27								
1	Provided a clear presentation.	2	1	1	2	1	2	2	2	
2	Addressed all items on the RFP.	5	4	3	4	3	5	4	2	
3	Presented a sound and effective methodology and timeframe for completing the work.	15	10	8	15	7	14	13	10	
4	Presented a clear proposal.	5	3	3	5	3	5	5	3	
TOTAL		100	74	49	89	77	98	95	87	100
TOTAL SUM		400	289				380			
AVERAGE		100	72				95			



Early Learning Coalition Finance Committee Meeting

July 25, 2018

Resolution: 07252018-02

Action Requested: Approve the Evaluation Committee’s recommendation to award contract for RFP#ELCMDM2018-04 (Early Head Start Fiscal Policies and Procedures) to the selected vendor. Also, authorize the President and CEO to negotiate and execute a contract with the selected vendor.

Fiscal Impact: The contract is for an approximate amount of \$70,000.00 per fiscal year, which is subject to the availability of funding.

Funding Source: U.S. Department of Health and Human Services, Administration for Children and Families

Strategic Goal:

- Neediest Children
- Youngest Children
- Educate All

- Providers
- Internal Capacity
- Funding

RESOLUTION: 07252018-02

APPROVE THE EVALUATION COMMITTEE’S RECOMMENDATION TO AWARD CONTRACT FOR RFP#ELCMDM2018-04 (EARLY HEAD START FISCAL POLICIES AND PROCEDURES) TO THE SELECTED VENDOR. ALSO, AUTHORIZE THE PRESIDENT AND CEO TO NEGOTIATE AND EXECUTE A CONTRACT WITH THE SELECTED VENDOR.

WHEREAS, the Finance Committee has been apprised of the program goals through the attached narrative, hereby incorporated by reference, and the Finance Committee is in agreement with the goals described therein;

WHEREAS, the Finance Committee recommends approving this action;

NOW, THEREFORE, be it resolved that the Finance Committee shall present this action to the Board of the Early Learning Coalition of Miami-Dade/Monroe, Inc. (the “Board”), and shall recommend that the Board approve this action at the next meeting of the Board.

Background:

Resolution #09052017-03 authorized the President and CEO to release a Request for Proposal (RFP) for Early Head Start Fiscal Policies and Procedures. On May 4, 2018, the Early Learning Coalition released RFP#ELCMDM2018-04 for Early Head Start Fiscal Policies and Procedures. On or before June 12, 2018, the Early Learning Coalition received two (2) proposals from the following:

- Stabilify, LLC
- The Gravely Group

Legal Counsel reviewed the proposal on June 12, 2018; the proposal from The Gravely Group was deemed non-responsive.

On June 14, 2018, the proposal was reviewed by three (3) evaluators who made up the Evaluation Committee.

Evaluation Committee Members:

1. Alexander Sanchez , Controller - Early Learning Coalition of Miami-Dade/Monroe
2. Wilfredo Ayala , Director of Community Health & Wellness Programs and Policy Analysis - Early Learning Coalition of Miami-Dade/Monroe
3. Michele Watson , Owner - Watson Policy Solutions

On June 29, 2018, at the second Evaluation Committee Meeting, the committee moved and passed a motion to recommend that the Early Learning Coalition negotiate and execute a contract with **Stabilify, LLC**.

Proposer's Name	Final Rating (Max 300)
Stabilify, LLC	264

Evaluation Scorecard:

RFP # ELCMDM2018-04 Early Head Fiscal Policies and Procedures		Max. Score	Stabilify LLC		
			#1	#2	#3
Organizational Capacity		30			
1	Description includes previous experience with federally funded non-profit organizations.	5	5	5	5
2	The proposer has at least one (1) year experience doing Fiscal Policies and Procedures.	10	10	10	10
3	The proposer has at least five (5) years' experience in a Finance or similar setting.	10	10	10	10
4	The proposer has experience with Federal Grant reports.	5	5	4	5
Specifications		60			
1	The proposal descriptions contains the Major components as outlined in the Scope.	15	10	11	15
2	The proposer's response provides a guide to their approach in developing the Policies and Procedures.	10	8	7	10
3	The proposer describe methodology to understanding the organizational workflow.	35	30	26	35
Pricing		10			
1	Proposal details ways in which the contractor will provide Early Head Start with in-kind services or materials.	10	9	7	7
TOTAL		100	87	80	97
TOTAL SUM		300	264		
AVERAGE		100	88		



Early Learning Coalition Finance Committee Meeting

July 25, 2018

Resolution: 07252018-03

Action Requested: Authorize the President and CEO to release a Request for Proposal (RFP) for a Procurement and Contract Software.

Fiscal Impact: An approximate amount of \$70,000.00 for fiscal year 2018-2019, which is subject to the availability of funding.

Funding Source: APOOL*

Strategic Goal:

<input type="checkbox"/> Neediest Children	<input type="checkbox"/> Providers
<input type="checkbox"/> Youngest Children	<input checked="" type="checkbox"/> Internal Capacity
<input type="checkbox"/> Educate All	<input type="checkbox"/> Funding

RESOLUTION: 07252018-03

AUTHORIZE THE PRESIDENT AND CEO TO RELEASE A REQUEST FOR PROPOSAL (RFP) FOR A PROCUREMENT AND CONTRACT SOFTWARE.

WHEREAS, the Finance Committee has been apprised of the program goals through the attached narrative, hereby incorporated by reference, and the Finance Committee is in agreement with the goals described therein;

WHEREAS, the Finance Committee recommends approving this action;

NOW, THEREFORE, be it resolved that the Finance Committee shall present this action to the Board of the Early Learning Coalition of Miami-Dade/Monroe, Inc. (the "Board"), and shall recommend that the Board approve this action at the next meeting of the Board.

Background:

The Early Learning Coalition of Miami-Dade/Monroe, Inc. (“Early Learning Coalition”) intends to release a Request for Proposal (RFP) for a Procurement and Contract Software with the capabilities of integrating with the Early Learning Coalition’s accounting software, Abila Sage (MIP) Fund Accounting.

Currently, the Early Learning Coalition only utilizes Microsoft Excel spreadsheets for reporting and tracking of the contracts and procurement process. The implementation of a procurement and contract software will assure important alerting, will help increase organizational access and ensure compliance. Consequently, it will help with financial optimization, productivity and operational effectiveness.

The procurement and contract software will have the capabilities of an organized workflow, free-form development, reporting, utilization audit trail, vendor-side interface separate from the Early Learning Coalition’s staff interface, procurement and contract document library, systematized vendor portal, and a coordinated management of orders, contracts, vendors and solicitations.

The cost of this software will include a one-time, fixed implementation/training services fee and an annual Software as a Service (SaaS) fee that will include subscribed modules, help desk support, maintenance and all interface software necessary to utilize the application.

* APOOL (Specific Funding Sources): Department of Health and Human Services, Administration for Children and Families, Florida Department of Children and Families, Department of Education Office of Early Learning Miami-Dade and Monroe (School Readiness Services, Voluntary Prekindergarten Services), Save the Children Federation, Inc., The Nemours Foundation

Early Learning Coalition of Miami-Dade/Monroe

School Readiness Slot Utilization Snapshot - Miami-Dade

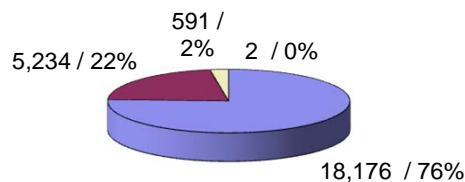
June 2018

(all dollar amounts in thousands '000)


Children Served	Amount
Total actual paid - YTD	29,812
Total actual paid - June 2018	22,640
Net Slot Payment and Gold Seal Match (BG8 and CCEP)	\$ 7,077
	\$ 76
Total cost (in thousands) (incl match)	<u>\$ 7,813</u>
Change month over month	
Total Net Increase(decrease) children	90
Monthly Activity	Amount
Beginning Census	22,550
NET Increase/(Decrease)	90
Total	22,640
Current Data	
Enrolled As of Jul 20, 2018	22,942
Projected Paid for July (96% of enrolled)	22,024
Waitlist	
Ages 0-5	3,366
Ages 6-9	413
Ages 10-13	110
VPK Enrolled As of Jul 20, 2018	
Regular	-
Summer	258
SISP	33
VPK Total Actual Paid - June 2018	
SISP	34
Regular	16,888
Summer	241
VPK Total Actual Paid - YTD	
SISP	81
Regular	22,227
Summer	517

Eligibility Breakdown	Children Paid by Billing Group		Dollars Paid by Billing Group	
	Receiving Service	% of Total	Amount*	% of Total
Type				
AT Risk (BG1)	2,447	10.55%	\$1,035.83	13.39%
Income Eligible (BG8)	17,483	75.40%	\$6,825.90	88.22%
Florida One Parent	-	0.00%	\$ -	0.00%
Transitional Child Care (BG5)	1,019	4.39%	(\$505.83)	-6.54%
Work Force Development (BG3x)	837	3.61%	\$305.82	3.95%
CCEP (Purchasing Pool) (CCPP)	1,402	6.05%	\$75.40	0.97%
ARRA	-	0.00%	\$ -	0.00%
BGSNT	-	0.00%	\$ -	0.00%
BGCSD&BGCSO	-	0.00%	\$0.00	0.00%
Total	23,188	100%	\$7,737.12	100%
Minus 548 Overlap	22,640			
GOLD SEAL			\$660.29	8.53%
categories above)	-	-	\$ -	-
SFW GOLD SEAL			\$ -	-
Age Break Down	All Eligible Clients-Paid		Dollars Paid by Age Category	
Type	Receiving Service	% of Total	Amount-\$	% of Total
Infant	3,331	14.71%	\$2,502.84	16.26%
Toddler	3,784	16.71%	\$2,800.48	18.19%
Three Year Old	4,305	19.02%	\$2,945.60	19.14%
Pre-School	6,756	29.84%	\$4,459.77	28.97%
<i>Sub-Total</i>	<i>18,176</i>	<i>80.28%</i>	<i>\$12,708.70</i>	<i>82.56%</i>
School Age: 6 yrs	2,280	13.35%	\$553.99	3.60%
School Age: 7 yrs	1,545	9.05%	\$369.88	2.40%
School Age: 8 yrs	888	5.20%	\$212.16	1.38%
Unduplicated School Age: 5 - 8 yrs**	5,234	30.82%	\$1,242.10	8.07%
School Age: 9 yrs and above	591	3.48%	\$100.67	0.65%
School Age (Duplicated)	84	0.49%	\$0.00	0.00%
School Age (Unduplicated)	5,741	25.36%	\$2,685.53	17.45%
Other	2	0.01%	(\$0.93)	-0.01%
<i>Sub-Total</i>	<i>5,743</i>	<i>25.37%</i>	<i>\$2,684.60</i>	<i>17.44%</i>
Total	22,640	106%	\$15,393.30	100%

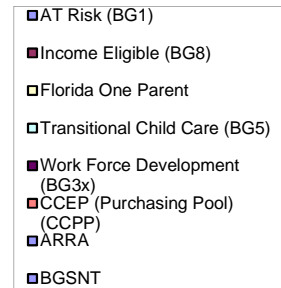
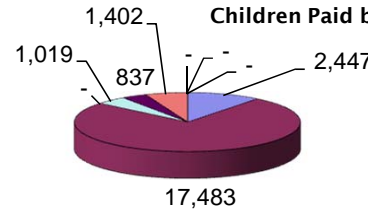
Children By Age Group



**There are 612 5-year-old within this count.



Children Paid by BG Group



Note: Legends with too small percentage are not shown on the pie chart.

Early Learning Coalition of Miami-Dade/Monroe

School Readiness Slot Utilization Snapshot - Monroe

June 2018

(all dollar amounts in thousands '000)

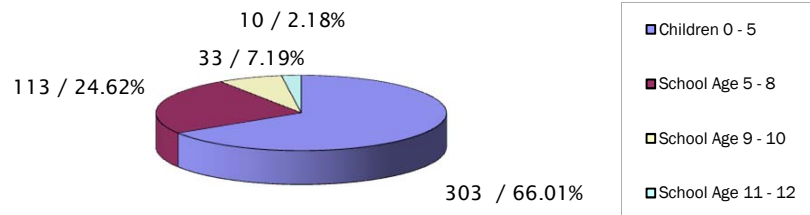
Children Served	Amount
Total actual paid - June 2018	428
Net Slot Payment and Gold Seal	\$ 110
Match (BG8 and CCEP)	\$ 2
Total cost (in thousands) (incl match)	\$ 118
Change month over month	
Total Net Increase(decrease) children	(15)
Monthly Activity	Amount
Beginning Census	443
Net Increase/(Decrease)	(15)
Total	428

Current Data	
Enrolled as of Jul 20, 2018	436
Projected Paid for Jul (96% of enrolled)	419
Waitlist	
Ages 0-5	0
Ages 6-9	0
Ages 10-13	0
VPK Enrolled as of Jul 20, 2018	16
VPK Total Actual Paid - June 2018	337

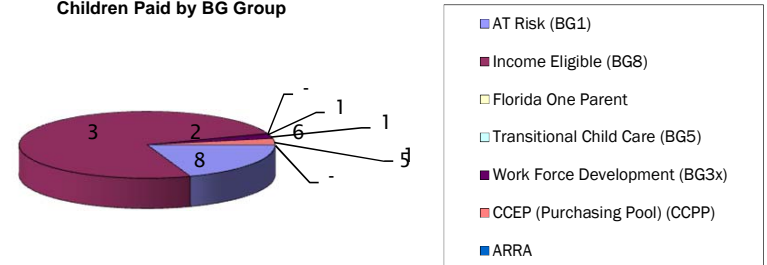
Eligibility Breakdown	Children Paid by Billing Group		Dollars Paid by Billing Group	
	Receiving % of Service	% of Total	Amount	% of Total
Type				
AT Risk (BG1)	85	19.54%	\$32.42	28.13%
Income Eligible (BG8)	326	74.94%	\$76.25	66.17%
Florida One Parent	-	0.00%	\$ -	0.00%
Transitional Child Care (BG5)	1	0.23%	\$0.24	0.21%
Work Force Development (BG3x)	10	2.30%	\$3.84	3.33%
CCEP (Purchasing Pool) (CCPP)	13	2.99%	\$2.49	2.16%
ARRA	-	0.00%	\$0.00	0.00%
Total	435	100%	\$115.24	100%
Minus 7 Overlap	428			
GOLD SEAL	-	-	\$5.36	4.65%
BGCSD+BGCSSO	-	0.00%	-	0.00%
Age Break Down	All Eligible Clients-Paid		Dollars Paid by Age Category	
Type	Receiving % of Service	% of Total	Amount-\$	% of Total
Infant	67	14.82%	\$55.89	24.25%
Toddler	57	12.61%	\$49.46	21.46%
Three Year Old	72	15.93%	\$54.54	23.66%
Pre-School	107	23.67%	\$79.37	34.44%
<i>Sub-Total</i>	303	67.04%	\$239.26	103.81%
School Age: 6	43	9.51%	(\$1.77)	-0.77%
School Age: 7	43	9.51%	(\$1.76)	-0.76%
School Age: 8	35	7.74%	(\$3.41)	-1.48%
School Age: 5 - 8**	113	25.00%	(\$9.24)	-4.01%
School Age: 9 - 10	33	7.30%	\$1.84	0.80%
School Age: 11 - 12	10	2.21%	\$3.10	1.34%
School Age: Other Age	2	0.44%	(\$0.08)	-0.03%
School Age Total	149	32.96%	(\$8.78)	-3.81%
Other	-	0.00%	\$ -	0.00%
<i>Sub-Total</i>	149	32.96%	(\$8.78)	-3.81%
Total	452	100%	\$230.48	100%
Minus 24 Overlap	428			

**There are 22 5-year-old within this count.

Children By Age Group



Children Paid by BG Group



Early Learning Coalition of Miami-Dade/Monroe

EHS Slot Utilization Snapshot - Miami-Dade

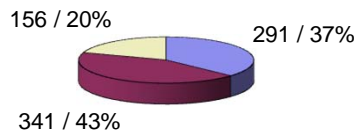
June 2018

(all dollar amounts in thousands '000)

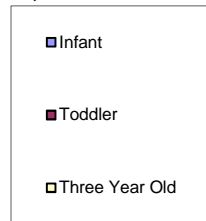
Children Served	Amount
Total actual paid - YTD	1,258
Total actual paid - June 2018	746
Net Slot Payment and Gold Seal Match (BG8 and CCEP)	\$ 556
Total cost (in thousands) (incl match)	\$ -
	\$ 556
Change month over month	
Total Net Increase(decrease) children	1
Monthly Activity	
Beginning Census	745
NET Increase/(Decrease)	1
Total	746
Current Data	
Enrolled As of Jul 20, 2018	735
Projected Paid for July (96% of enrolled)	706
Waitlist	284

Eligibility Breakdown	Children Paid by Billing Group		Dollars Paid by Billing Group		
	Receiving Service	% of Total	Amount*	% of Total	
EHS	746	100.00%	\$555.51	100.00%	
Total	746	100%	\$555.51	100%	
GOLD SEAL			\$0.01	0.00%	
categories above)	-		\$ -		
SFW GOLD SEAL			\$ -	-	
Age Break Down		All Eligible Clients-Paid		Dollars Paid by Age Category	
Type	Receiving Service	% of Total	Amount-\$	% of Total	
Infant	291	36.88%	\$402.96	36.27%	
Toddler	341	43.22%	\$481.40	43.33%	
Three Year Old	156	19.77%	\$226.56	20.39%	
Pre-School	1	0.13%	\$0.11	0.01%	
	<i>Sub-Total</i>	<i>789</i>	<i>100.00%</i>	<i>\$1,111.02</i>	<i>100.00%</i>
School Age: 6 yrs	0	0.00%	\$0.00	0.00%	
School Age: 7 yrs	0	0.00%	\$0.00	0.00%	
School Age: 8 yrs	0	0.00%	\$0.00	0.00%	
Unduplicated School Age: 5 - 8 yrs**	0	0.00%	\$0.00	0.00%	
School Age: 9 yrs and above	0	0.00%	\$0.00	0.00%	
School Age Total Includes 0 Overlap	0	0.00%	\$0.00	0.00%	
School Age (Unduplicated)	0	0.00%	\$0.00	0.00%	
Other	-	0.00%	\$0.00	0.00%	
	<i>Sub-Total</i>	<i>-</i>	<i>0.00%</i>	<i>\$0.00</i>	<i>0.00%</i>
Total	789	100%	\$1,111.02	100%	
Minus 43 Overlap	746				

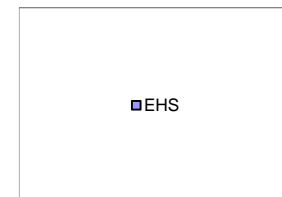
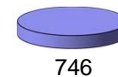
Children By Age Group



**There are 0 5-year-old within this count.



Children Paid by BG Group



Note: Legends with too small percentage are not shown on the pie chart.

Early Learning Coalition of Miami-Dade/Monroe

DCF Title V Slot Utilization Snapshot - Miami-Dade

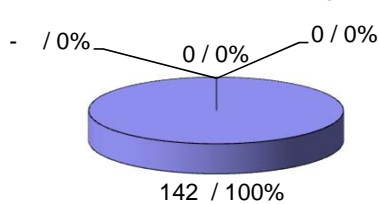
June 2018

(all dollar amounts in thousands '000)


Children Served	Amount
Total actual paid - YTD	543
Total actual paid - June 2018	179
Net Slot Payment and Gold Seal Match (BG8 and CCEP)	\$ 62
	\$ -
Total cost (in thousands) (incl match)	\$ 66
Change month over month	
Total Net Increase(decrease) children	(28)
Monthly Activity	Amount
Beginning Census	207
NET Increase/(Decrease)	(28)
Total	179
Current Data	
Enrolled As of Jul 20, 2018	167
Projected Paid for July (96% of enrolled)	160

Eligibility Breakdown	Children Paid by Billing Group		Dollars Paid by Billing Group	
	Receiving Service	% of Total	Amount*	% of Total
V	179	100.00%	\$66.32	100.00%
Total	179	100%	\$66.32	100%
Minus 0 Overlap	179			
GOLD SEAL			\$4.66	7.03%
categories above)	-		\$ -	
SFW GOLD SEAL			\$ -	-
Age Break Down	All Eligible Clients-Paid		Dollars Paid by Age Category	
Type	Receiving Service	% of Total	Amount-\$	% of Total
Infant	46	25.00%	\$42.22	31.83%
Toddler	32	17.39%	\$27.41	20.66%
Three Year Old	27	14.67%	\$21.70	16.36%
Pre-School	37	20.11%	\$25.18	18.98%
<i>Sub-Total</i>	<i>142</i>	<i>77.17%</i>	<i>\$116.51</i>	<i>87.84%</i>
School Age: 6 yrs	0	0.00%	\$0.00	0.00%
School Age: 7 yrs	0	0.00%	\$0.00	0.00%
School Age: 8 yrs	0	0.00%	\$0.00	0.00%
Unduplicated School Age: 5 - 8 yrs**	0	0.00%	\$0.00	0.00%
School Age: 9 yrs and above	0	0.00%	\$0.00	0.00%
School Age Total Includes -42 Overlap	0	0.00%	\$0.00	0.00%
School Age (Unduplicated)	42	22.83%	\$16.14	12.16%
Other	-	0.00%	\$0.00	0.00%
<i>Sub-Total</i>	<i>42</i>	<i>22.83%</i>	<i>\$16.14</i>	<i>12.16%</i>
Total	184	100%	\$132.65	100%
Minus 5 Overlap	179			


Children By Age Group



**There are 0 5-year-old within this count.



Children Paid by BG Group



Note: Legends with too small percentage are not shown on the pie chart.

JUNE 2018 BTA AMEX

Trans. Date	AMEX Description	Amount	ELC Description	Dist Code PAYROLL CODE
6/1/2018	American Airlines ticket # 0012191850436	\$ 254.41	AA airfare for T. Lariano to attend Florida Academy of Nutrition and Dietetics Annual Symposium 07-13 to 07-17	520EH0

\$ 254.41

Quarterly Breakdown - Airfare, Hotel, Car Rental	
Total Airfare June	\$ 254.41
Total Hotel June	\$ -
Total car rental & tolls June	\$ -

\$ 254.41