



FINANCE COMMITTEE MEETING
May 30, 2018, 10:00 am
ELC Board Room

- | | | |
|------|--|-----------|
| I. | Welcome & Introductions | Bob Eadie |
| II. | Approval of Minutes | Bob Eadie |
| | A. Motion to approve minutes for the month of April 2018 | |
| III. | Financial Statements | Bob Eadie |
| | A. School Readiness/VPK | |
| | B. Early Head Start | |
| IV. | Resolutions | Bob Eadie |
| | A. Resolution 05302018-01 | |
| | B. Resolution 05302018-02 | |
| | C. Resolution 05302018-03 | |
| | D. Resolution 05302018-04 | |
| V. | Information Items | Bob Eadie |
| | A. Slot Utilization | |
| | • Miami Dade County | |
| | • Monroe County | |
| | • Early Head Start | |
| | • Title V | |
| | B. Early Head Start Credit Card Report | |
| VI. | Public Comments | Bob Eadie |
| VII. | Meeting Adjourn | Bob Eadie |

Mission: To promote high-quality school readiness, voluntary pre-kindergarten and after school programs, thus increasing all children's chances of achieving future educational success and becoming productive members of society. The Coalition seeks to further the physical, social, emotional and intellectual needs of Miami-Dade and Monroe County children with a priority toward the ages before birth through age 5.



Finance Committee Meeting
April 25, 2018; 10:00 AM
Early Learning Coalition Board Room

Committee Attendees: Adrian Alfonso (via conference call); Bob Eadie (via conference call); Gilda Ferradaz (via conference call); Philip Gassman (via conference call); Alex Soto (via conference call); Theresa Axford (via conference call)

Absent Committee:

Staff Attendees: Evelio Torres (via conference call); Angelo Parrino (via conference call); Alex Sanchez; Sandra Gonzalez; Lisney Badillo; Mercy Castiglione; Lissandra Curbelo

I. Welcome and Introductions **Bob Eadie**

- B. Eadie called the meeting to order and welcomed everyone. Quorum was established.

II. Approval of Minutes **Bob Eadie**

- Motion to approve minutes by A. Alfonso.
- Motion seconded by P. Gassman.
- Motion was unanimously passed.

III. Financial Statements **Bob Eadie**

- M. Castiglione reviewed the finance statements and stated that they are pacing as usual for this time of year. The majority of money spent has been on direct child care services.
- M. Castiglione stated that the remaining budget, which is approximately 23%, will end in a deficit. The ELC has contacted OEL and our confident they will receive monies from other coalitions who will end this fiscal year with a surplus. The VPK grant is in line with this time of year and EHS surplus is due to timing of our expenditures.

IV. Resolutions **Bob Eadie**

- Resolution 04252018-01 - Authorize the President and CEO to negotiate and execute the contracts listed within the background section of this resolution, adding all funding sources and shared services as allowed under funder's guidelines. Fiscal Impact: An approximate amount of



\$10,849,564.50 for fiscal year 2018-2019, which is subject to the availability of funding. Funding Source: Multiple Funding Sources, as listed below*

- Motion to approve resolution by T. Axford.
 - Motion seconded by G. Ferradaz.
 - Motion was unanimously passed.

- Resolution 04252018-02 - Authorize the President and CEO to apply to, negotiate, execute and receive funds from the grantors listed in the background section of this resolution. Fiscal Impact: An approximate amount of \$186,138,210.00 for fiscal year 2018-2019, which is subject to the availability of funding. Funding Source: Florida Department of Education Office of Early Learning, Miami-Dade County & Monroe County School Boards Teenage Parent Program (TAP), The Children's Trust Administration, Florida Department of Children and Families, U.S. Department of Health, Ocean Reef, University of Florida Lastinger Center
 - Motion to approve resolution by A. Alfonso.
 - Motion seconded by G. Ferradaz.
 - Motion was unanimously passed.

- Resolution 04252018-03 - Authorize the President and CEO to release a Request for Proposal (RFP) for Assessments, General Repairs/Improvements and Playgrounds for our Early Head Start child care centers. Fiscal Impact: An approximate amount of \$470,320.00 for fiscal year 2018-2019, which is subject to the availability of funding. Funding Source: The Department of Health and Human Services, Administration for Children and Families, Office of Head Start
 - Motion to approve resolution by G. Ferradaz.
 - Motion seconded by A. Alfonso.
 - Motion was unanimously passed.

- Resolution 04252018-04 - Authorize the President and CEO to negotiate, execute and receive funds from The Children's Trust for tiered payment differentials and contract slot payments. Fiscal Impact: An approximate amount of \$12,000,000.00 for fiscal year 2018-2019, which is subject to the availability of funding. Funding Source: The Children's Trust
 - Motion to approve resolution by A. Alfonso.
 - Motion seconded by G. Ferradaz.
 - Motion was unanimously passed.

V. Informational Items

Bob Eadie

- S. Gonzalez reviewed the snapshots and Miami Dade County does have a waitlist at the moment of approximately 3000 children. Monroe County will remain open with 0 children on the waitlist.

- B. Eadie stated that the Early Head Start credit card report is in your packet for review.



VI. Public Comments

Bob Eadie

VII. Adjourn

Bob Eadie

Early Learning Coalition of Miami-Dade and Monroe Counties

Statement of Financial Position

(In thousands \$000)

	Unaudited As of 4/30/2018
Assets	
Cash & Cash Equivalents	2,982
Grants Receivable	29,439
Property and Equipment, Net	343
Other Assets	55
 Total Assets	 \$ 32,820
Liabilities	
Accounts Payable	13,862
Advances Due to OEL & Other	17,220
VPK Prepayment	0
Deferred Revenues	20
Accrued Expenses & Other Liabilities	617
 Total Liabilities	 31,719
Net Assets	
Unrestricted	593
Temporarily Restricted	507
Total Net Assets	1,100
 Total Liabilities and Net Assets	 \$ 32,820

Early Learning Coalition of Miami-Dade and Monroe Counties

Statement of Activities
(In thousands \$000)

	<u>Unrestricted</u>	<u>Temporarily Restricted</u>	<u>4/30/2018</u>
Support and revenues			
Grants	\$ 0	\$ 162,364	\$ 162,364
Contributions and Other	44	214	259
Net Assets Released from Restrictions	<u>162,033</u>	<u>(162,033)</u>	<u>0</u>
 Total Support and Revenues	 162,077	 545	 162,623
 Expenses			
Early Education Services	157,126		157,126
Administration	<u>5,460</u>		<u>5,460</u>
 Total Expenses	 <u>162,586</u>	 <u>0</u>	 <u>162,586</u>
 Change in Net Assets	 (509)	 545	 37
 Beginning Net Assets	 1,102	 (38)	 1,064
 Ending Net Assets	 <u>\$ 593</u>	 <u>\$ 507</u>	 <u>\$ 1,100</u>

Early Learning Coalition of Miami-Dade and Monroe Counties
Statement of Functional Expenses
(In thousands \$000)

	<u>Early Education Services</u>	<u>Administration</u>	<u>Preliminary 4/30/2018</u>
Expenses:			
Payroll & Employee Benefits	10,639	3,342	13,981
Direct Child Care Services	137,358	14	137,372
Contracted Services-Subrecipients	3,543	6	3,548
Dues & Subscriptions	16	93	109
Occupancy Costs	3,030	460	3,490
Telephone & Communications	329	67	396
Equipment Repair & Maintenance	5	10	15
Postage & Freight	40	11	50
Printing	90	8	98
Professional Fees	578	834	1,412
Travel & Transportation Expenses	115	72	186
Program Supplies	815	65	880
Meetings & Conferences	17	7	24
Insurance-General & Liability	88	20	108
Office	80	342	421
Other Administrative Costs	384	111	495
Total Expenses	\$ <u>157,127</u>	<u>5,460</u>	<u>162,586</u>

Early Learning Coalition of Miami-Dade and Monroe Counties
Statement of Cash Flows
(In thousands \$000)

	Preliminary YTD 4/30/2018
Cash Flows From Operating Activities	
Change In Net Assets	37
Adjustments to reconcile change in net cash provided by	
Depreciation Expense	0
(Increase) Decrease in Assets:	
Grants Receivables	(18,968)
Other Assets	187
VPK Prepayment	0
Increase (Decrease) in Liabilities:	
Accounts Payable-Vendors	(5,724)
Other Accrued Expenses & Other Payables	(232)
Advances Due to OEL	16,813
Advances Due to Other Grantors	118
Deferred Revenues	(16)
Total Adjustments	(7,820)
Net Cash Flows From Operating Activities	(7,783)
Cash Flows from Investing Activities:	
Purchase of furniture and equipment	
Net Cash Flows From Investing Activities	
Change in Cash	(7,783)
Cash - Beginning of Period	10,766
Cash Balance End of Period	\$ 2,982

BUDGET VARIANCE
April 2018
In 000'S

School Readiness					
Category	Budget	Current Month Actual	Current Year Actual	% Budget Remaining	Target % Budget Remaining
REVENUE					
State of Florida	116,849	9,611	99,206	15.10%	16.67%
EXPENDITURES					
Salary and Fringe	11,721	908	9,589	18.19%	
Child Care Services	98,460	8,300	85,361	13.30%	
Contractual Services	2,204	263	2,030	7.93%	
Occupancy	1,553	110	1,247	19.68%	
Travel/Conf/Dev	261	21	119	54.49%	
Program Activity	1,775	-3	393	77.86%	
IT	507	4	189	62.78%	
Other	367	10	257	29.88%	
TOTAL EXP	116,849	9,613	99,185	15.12%	16.67%

VPK					
Category	Budget	Current Month Actual	Current Year Actual	% Budget Remaining	Target % Budget Remaining
REVENUE					
State of Florida	56,714	5,884	45,816	19.21%	16.67%
EXPENDITURES					
Salary and Fringe	1,417	173	979	30.92%	
Child Care Services	54,533	5,682	44,500	18.40%	
Contractual Services	118	5	106	9.96%	
Occupancy	164	20	154	5.61%	
Travel/Conf/Dev	13	2	7	42.02%	
Program Activity	326	0	0	100.00%	
IT	72	1	14	80.24%	
Other	73	2	55	24.40%	
TOTAL EXP	56,714	5,884	45,816	19.22%	16.67%

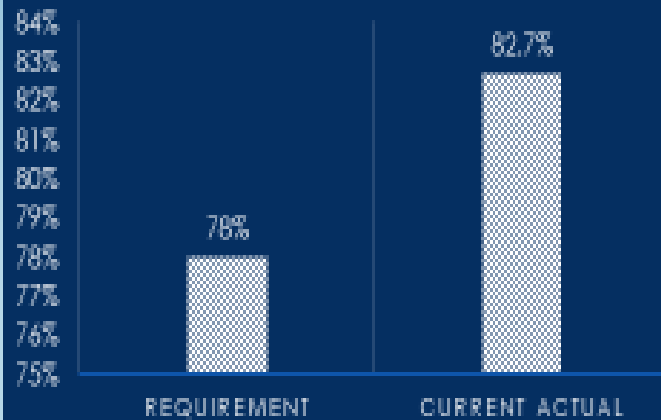
EARLY HEAD START					
Category	Budget	Current Month Actual	Current Year Actual	% Budget Remaining	Target % Budget Remaining
REVENUE					
Office of Head Start	15,453	996	11,024	28.66%	16.67%
EXPENDITURES					
Salary and Fringe	2,731	259	2,521	7.67%	
Child Care Services	7,127	537	4,849	31.96%	
Contractual Services	516	39	569	-10.29%	
Occupancy	4,074	119	2,419	40.62%	
Travel/Conf/Dev	374	25	173	53.67%	
Program Activity	347	10	331	4.57%	
IT	104	1	60	42.46%	
Other	181	6	102	43.54%	
TOTAL EXP	15,453	996	11,024	28.66%	16.67%

OTHER					
Category	Budget	Current Month Actual	Current Year Actual	% Budget Remaining	Target % Budget Remaining
REVENUE					
The Children's Trust	5,330	610	4,532	14.97%	
Other	565	37	995	-75.96%	
Refugee	1,350	81	919	31.95%	
Teen Parent	1,045	24	131	87.46%	
	8,290	751	6,576	20.67%	16.67%
EXPENDITURES					
Salary and Fringe	907	57	784	13.54%	
Child Care Services	3,000	339	2,655	11.50%	
Contractual Services	3,386	260	2,257	33.34%	
Occupancy	320	5	315	1.78%	
Travel/Conf/Dev	126	8	77	38.75%	
Program Activity	430	76	351	18.30%	
IT	47		3	93.23%	
Other	74	2	118	-59.90%	
TOTAL EXP	8,290	747	6,561	20.86%	16.67%
NET		5	15		

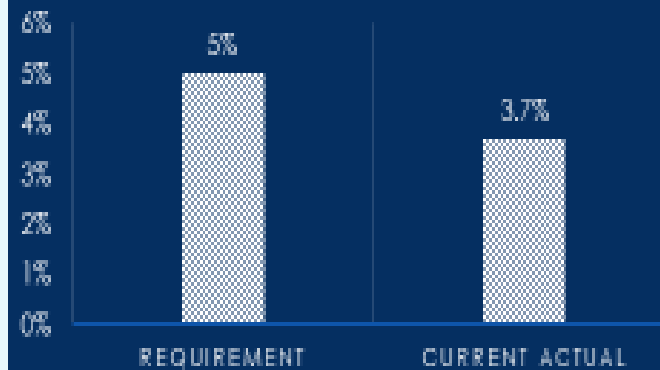
TOTAL	Budget	Current Month Actual	Current Year Actual	% Budget Remaining	Target % Budget Remaining
REVENUE					
State of Florida	173,563	15,495	145,023	16.44%	
Office of Head Start	15,453	996	11,024	28.66%	
The Children's Trust	5,330	610	4,532	14.97%	
Other	565	37	995	-75.96%	
Refugee	1,350	81	919	31.95%	
Teen Parent	1,045	24	131	87.46%	
TOTAL REVENUE	197,306	17,242	162,623	17.58%	16.67%
EXPENDITURES					
Salary and Fringe	16,776	1,396	13,874	17.30%	
Child Care Services	163,119	14,858	137,365	15.79%	
Contractual Services	6,224	567	4,962	20.28%	
Occupancy	6,111	254	4,135	32.33%	
Travel/Conf/Dev	774	57	377	51.32%	
Program Activity	2,877	83	1,075	62.64%	
IT	730	5	266	63.55%	
Other	694	20	532	23.29%	
TOTAL EXP	197,306	17,239	162,586	17.60%	16.67%
NET	-	3	37		

SCHOOL READINESS BUDGET REQUIREMENTS

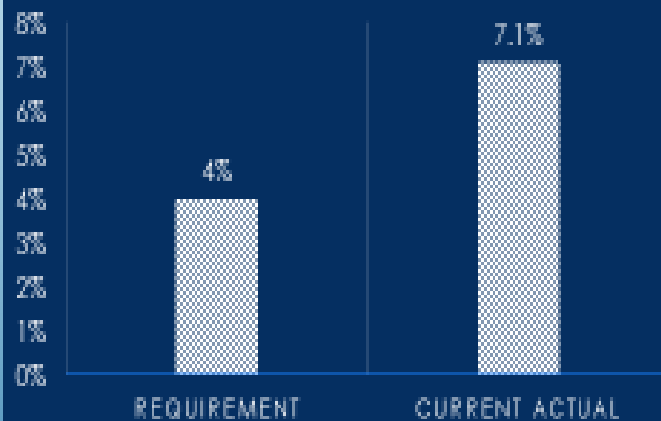
DIRECT SERVICES



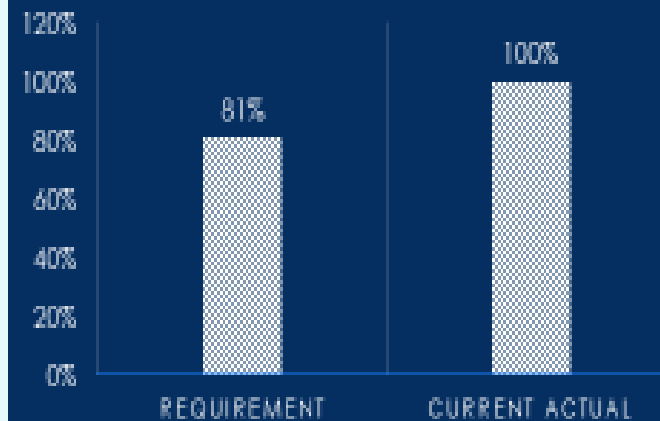
ADMINISTRATIVE MAXIMUM



QUALITY PROGRAMS



CCPP DIRECT SERVICES





Early Learning Coalition Finance Committee Meeting

May 30, 2018

Resolution: 05302018-01

Action Requested: Authorize the President and CEO to negotiate, execute and receive funds from Save the Children to provide training for hurricane preparedness and psychosocial support for childcare providers, children and families in Miami-Dade and Monroe counties.

Fiscal Impact: An approximate amount of \$1,500,000.00 over the next two fiscal years, which is subject to the availability of funding.

Funding Source: Save the Children

Strategic Goal:

- Neediest Children**
- Youngest Children**
- Educate All**

- Providers**
- Internal Capacity**
- Funding**

RESOLUTION: 05302018-01

AUTHORIZE THE PRESIDENT AND CEO TO NEGOTIATE, EXECUTE AND RECEIVE FUNDS FROM SAVE THE CHILDREN TO PROVIDE TRAINING FOR HURRICANE PREPAREDNESS AND PSYCHOSOCIAL SUPPORT FOR CHILDCARE PROVIDERS, CHILDREN AND FAMILIES IN MIAMI-DADE AND MONROE COUNTIES.

WHEREAS, the Finance Committee has been apprised of the program goals through the attached narrative, hereby incorporated by reference, and the Finance Committee is in agreement with the goals described therein;

WHEREAS, the Finance Committee recommends approving this action;

NOW, THEREFORE, be it resolved that the Finance Committee shall present this action to the Board of the Early Learning Coalition of Miami-Dade/Monroe, Inc. (the "Board"), and shall recommend that the Board approve this action at the next meeting of the Board.

Background:

Save the Children is an international non-governmental organization that promotes children's rights, provides relief and helps support children globally. Save the Children works worldwide and supports children in 120 countries, providing support for health, education, protection and disaster relief.

Funding from Save the Children is intended to bring training and coaching for hurricane/disaster preparedness and psychosocial support for childcare providers, children and families of Miami-Dade and Monroe counties. The psychosocial support includes strength-based curricula utilization (Journey of Hope and Shelter from the Storm), best practice and research models to help children and adults normalize emotions and develop positive coping strategies to face everyday stressors and challenges in life.



Early Learning Coalition Finance Committee Meeting

May 30, 2018

Resolution: 05302018-02

Action Requested: Authorize the President and CEO to apply for 2.6% Cost of Living Adjustment (COLA) funds for the Early Head Start-Child Care Partnership Grant.

Fiscal Impact: An approximate amount of \$248,479.37 for fiscal year 2018-2019, which is subject to the availability of funding.

Funding Source: U.S. Department of Health and Human Services, Administration for Children and Families

Strategic Goal:

<input type="checkbox"/> Neediest Children	<input type="checkbox"/> Providers
<input type="checkbox"/> Youngest Children	<input checked="" type="checkbox"/> Internal Capacity
<input type="checkbox"/> Educate All	<input checked="" type="checkbox"/> Funding

RESOLUTION: 05302018-02

AUTHORIZE THE PRESIDENT AND CEO TO APPLY FOR 2.6% COST OF LIVING ADJUSTMENT (COLA) FUNDS FOR THE EARLY HEAD START-CHILD CARE PARTNERSHIP GRANT.

WHEREAS, the Finance Committee has been apprised of the program goals through the attached narrative, hereby incorporated by reference, and the Finance Committee is in agreement with the goals described therein;

WHEREAS, the Finance Committee recommends approving this action;

NOW, THEREFORE, be it resolved that the Finance Committee shall present this action to the Board of the Early Learning Coalition of Miami-Dade/Monroe, Inc. (the "Board"), and shall recommend that the Board approve this action at the next meeting of the Board.

Background:

The President signed Public Law 115-141, the Consolidated Appropriations Act, 2018, on March 23, 2018. Included is \$9,863,095.00 for programs under the Head Start Act, an increase of \$610 million over the fiscal year (FY) 2017 funding level.

Of this increase, \$216 million provides grantees a 2.6 percent cost-of-living adjustment (COLA).



Early Learning Coalition Finance Committee Meeting

May 30, 2018

Resolution: 05302018-03

Action Requested: Authorize the President and CEO to negotiate, execute and receive funds for the Initial Budget for fiscal year 2018-2019.

Fiscal Impact: An approximate amount of \$203,704,223.00 for fiscal year 2018-2019, which is subject to the availability of funding.

Funding Source: All Funding Sources

Strategic Goal:

<input type="checkbox"/> Neediest Children	<input type="checkbox"/> Providers
<input type="checkbox"/> Youngest Children	<input type="checkbox"/> Internal Capacity
<input type="checkbox"/> Educate All	<input checked="" type="checkbox"/> Funding

RESOLUTION: 05302018-03

AUTHORIZE THE PRESIDENT AND CEO TO NEGOTIATE, EXECUTE AND RECEIVE FUNDS FOR THE INITIAL BUDGET FOR FISCAL YEAR 2018-2019.

WHEREAS, the Finance Committee has been apprised of the program goals through the attached narrative, hereby incorporated by reference, and the Finance Committee is in agreement with the goals described therein;

WHEREAS, the Finance Committee recommends approving this action;

NOW, THEREFORE, be it resolved that the Finance Committee shall present this action to the Board of the Early Learning Coalition of Miami-Dade/Monroe, Inc. (the "Board"), and shall recommend that the Board approve this action at the next meeting of the Board.

Background:

The Early Learning Coalition’s fiscal year begins July 1, 2018. The Final Notice of Award will not be issued by the Office of Early Learning (“OEL”) until the end of June and current year grant closeouts will not be finalized until July 2018. Therefore, the initial budget is based on the following, current and projected activity:

SCHOOL READINESS		VPK		EARLY HEAD START		TCT		Other		TOTAL	
Category	Forecast	Category	Forecast	Category	Forecast	Category	Forecast	Category	Forecast	Category	Forecast
REVENUE:	118,543,799	REVENUE:	58,657,659	REVENUE:	9,789,273	REVENUE:	13,880,000				
								Refugee	1,350,000	State of Florida	177,201,458
								Teen Parent	545,000	Office of Head Start	9,789,273
								* Other	938,492	The Children's Trust	13,880,000
								REVENUE:	2,833,492	Refugee	1,350,000
										Teen Parent	545,000
										Other	938,492
										TOTAL REVENUE:	203,704,223
EXPENDITURES		EXPENDITURES		EXPENDITURES		EXPENDITURES		EXPENDITURES		EXPENDITURES	
Salary and Fringe	11,740,113	Salary and Fringe	1,601,621	Salary and Fringe	2,428,638	Salary and Fringe	1,100,000	Salary and Fringe	438,492	Salary and Fringe	17,308,864
Child Care Services	99,859,407	Child Care Services	96,502,663	Child Care Services	5,874,547	Child Care Services	12,680,000	Child Care Services	2,395,000	Child Care Services	177,311,617
Contractual Services	3,774,283	Contractual Services	121,550	Contractual Services	645,050	Contractual Services		Contractual Services		Contractual Services	4,540,885
Occupancy	1,240,552	Occupancy	185,250	Occupancy	163,047	Occupancy	100,000	Occupancy		Occupancy	1,688,888
Travel/Conf/Dev	291,079	Travel/Conf/Dev	14,835	Travel/Conf/Dev	35,010	Travel/Conf/Dev		Travel/Conf/Dev		Travel/Conf/Dev	340,924
Program Activity	1,245,606	Program Activity	75,000	Program Activity	303,273	Program Activity		Program Activity		Program Activity	1,623,879
IT	210,600	IT	110,890	IT	14,862	IT		IT		IT	336,352
Other	182,118	Other	45,850	Other	324,846	Other		other		Other	552,814
TOTAL EXP	118,543,799	TOTAL EXP	58,657,659	TOTAL EXP	9,789,273	TOTAL EXP	13,880,000	TOTAL EXP	2,833,492	TOTAL EXP	203,704,223
Breakdown of Revenue Forecast:				Breakdown of Revenue Forecast:							
SR	115,873,358							* Other:	750,000		
CCIP	2,294,298							PPP:	6,000,000	Save the Children:	8,000
PIP	376,142							Contracted Slots:	6,000,000	OKKeyLargo	8,000
Total:	118,543,799							EHS:	650,000	UF Landinger	43,750
								CCIP:	1,230,000	VPK OAMI	136,742
								Total:	13,880,000	Total:	938,492



Early Learning Coalition Finance Committee Meeting

May 30, 2018

Resolution: 05302018-04

Action Requested: Authorize the President and CEO to negotiate and execute the lease listed in the background section of this resolution.

Fiscal Impact: An approximate amount of \$28,000.00 per fiscal year, which is subject to the availability of funding.

Funding Source: POOL*

Strategic Goal:

<input checked="" type="checkbox"/> Neediest Children	<input checked="" type="checkbox"/> Providers
<input checked="" type="checkbox"/> Youngest Children	<input checked="" type="checkbox"/> Internal Capacity
<input checked="" type="checkbox"/> Educate All	<input type="checkbox"/> Funding

RESOLUTION: 05302018-04

AUTHORIZE THE PRESIDENT AND CEO TO NEGOTIATE AND EXECUTE THE LEASE LISTED IN THE BACKGROUND SECTION OF THIS RESOLUTION.

WHEREAS, the Finance Committee has been apprised of the program goals through the attached narrative, hereby incorporated by reference, and the Finance Committee is in agreement with the goals described therein;

WHEREAS, the Finance Committee recommends approving this action;

NOW, THEREFORE, be it resolved that the Finance Committee shall present this action to the Board of the Early Learning Coalition of Miami-Dade/Monroe, Inc. (the "Board"), and shall recommend that the Board approve this action at the next meeting of the Board.

Background:

This resolution is requesting authorization for the President and CEO to negotiate and execute the lease listed in the table below. The total amount of the lease is approximately \$28,000.00, per fiscal year.

The following table describes the lease:

Center	Location Address	Term	Contract Amount (average per year)
Cutler Bay	18951 S.W. 106 th Avenue, B202, Cutler Bay, Florida 33157	5 years	\$28,000.00

* POOL (Specific Funding Sources): Department of Health and Human Services, Administration for Children and Families, Florida Department of Children and Families, Department of Education Office of Early Learning Miami-Dade and Monroe (School Readiness Services, Voluntary Prekindergarten Services), Save the Children Federation, Inc., The Nemours Foundation

Early Learning Coalition of Miami-Dade/Monroe

School Readiness Slot Utilization Snapshot - Miami-Dade

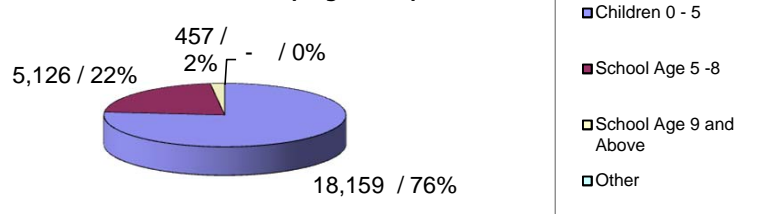
April 2018

(all dollar amounts in thousands '000)

Children Served	Amount
Total actual paid - YTD	29,211
Total actual paid - April 2018	22,546
Net Slot Payment and Gold Seal	\$ 7,473
Match (BG8 and CCEP)	\$ 284
Total cost (in thousands) (incl match)	\$ 8,432
Change month over month	
Total Net Increase(decrease) children	(528)
Monthly Activity	Amount
Beginning Census	23,074
NET Increase/(Decrease)	(528)
Total	22,546
Current Data	
Enrolled As of May 21, 2018	23,260
Projected Paid for May (96% of enrolled)	22,330
Waitlist	
Ages 0-5	3,146
Ages 6-9	362
Ages 10-13	84
VPK Enrolled As of May 21, 2018	
Regular	20,135
Summer	-
SISP	27
VPK Total Actual Paid - April 2018	
SISP	22
Regular	20,575
Summer	-
VPK Total Actual Paid - YTD	
SISP	59
Regular	22,211
Summer	276

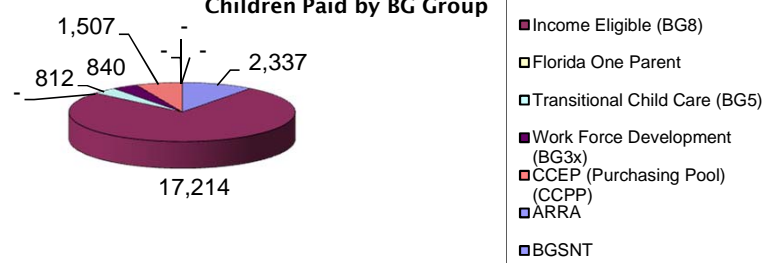
Eligibility Breakdown	Children Paid by Billing Group		Dollars Paid by Billing Group	
	Receiving Service	% of Total	Amount*	% of Total
Type				
AT Risk (BG1)	2,337	10.29%	\$999.93	12.27%
Income Eligible (BG8)	17,214	75.80%	\$6,256.64	76.79%
Florida One Parent	-	0.00%	\$ -	0.00%
Transitional Child Care (BG5)	812	3.58%	\$296.72	3.64%
Work Force Development (BG3x)	840	3.70%	\$311.23	3.82%
CCEP (Purchasing Pool) (CCPP)	1,507	6.64%	\$283.63	3.48%
ARRA	-	0.00%	\$ -	0.00%
BGSNT	-	0.00%	\$ -	0.00%
BGCSD&BGCSO	-	0.00%	\$0.00	0.00%
Total	22,710	100%	\$8,148.16	100%
Minus 164 Overlap	22,546			
GOLD SEAL			\$675.62	8.29%
categories above)	-	-	\$ -	-
SFW GOLD SEAL			\$ -	-
Age Break Down	All Eligible Clients-Paid		Dollars Paid by Age Category	
Type	Receiving Service	% of Total	Amount-\$	% of Total
Infant	3,603	15.98%	\$3,158.90	19.38%
Toddler	3,884	17.22%	\$3,135.72	19.24%
Three Year Old	4,386	19.45%	\$3,311.55	20.31%
Pre-School	6,286	27.87%	\$4,141.72	25.41%
<i>Sub-Total</i>	<i>18,159</i>	<i>80.52%</i>	<i>\$13,747.88</i>	<i>84.34%</i>
School Age: 6 yrs	2,091	12.26%	\$483.32	2.96%
School Age: 7 yrs	1,368	8.02%	\$313.12	1.92%
School Age: 8 yrs	781	4.58%	\$174.61	1.07%
Unduplicated School Age: 5 - 8 yrs**	5,126	30.10%	\$1,176.86	7.22%
School Age: 9 yrs and above	457	2.68%	\$99.85	0.61%
School Age (Duplicated)	30	0.18%	\$0.00	0.00%
School Age (Unduplicated)	5,553	24.62%	\$2,553.41	15.66%
Other	-	0.00%	\$0.00	0.00%
<i>Sub-Total</i>	<i>5,553</i>	<i>24.62%</i>	<i>\$2,553.41</i>	<i>15.66%</i>
Total	22,553	105%	\$16,301.29	100%

Children By Age Group



**There are 913 5-year-old within this count.

Children Paid by BG Group



Note: Legends with too small percentage are not shown on the pie chart.

Early Learning Coalition of Miami-Dade/Monroe

School Readiness Slot Utilization Snapshot - Monroe

April 2018

(all dollar amounts in thousands '000)

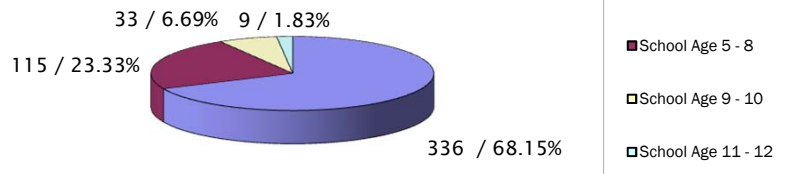
Children Served	Amount
Total actual paid - April 2018	458
Net Slot Payment and Gold Seal	\$ 143
Match (BG8 and CCEP)	\$ 2
Total cost (in thousands) (incl match)	\$ 150
Change month over month	
Total Net Increase(decrease) children	(6)
Monthly Activity	
Beginning Census	464
Net Increase/(Decrease)	(6)
Total	458

Current Data	
Enrolled as of May 21, 2018	450
Projected Paid for May (96% of enrolled)	432
Waitlist	
Ages 0-5	0
Ages 6-9	0
Ages 10-13	0
VPK Enrolled as of May 21, 2018	434
VPK Total Actual Paid - April 2018	434

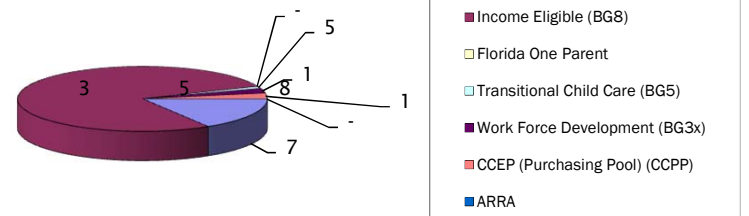
Eligibility Breakdown Type	Children Paid by Billing Group		Dollars Paid by Billing Group	
	Receiving % of Service	% of Total	Amount	% of Total
AT Risk (BG1)	75	16.23%	\$30.43	20.57%
Income Eligible (BG8)	358	77.49%	\$109.55	74.06%
Florida One Parent	-	0.00%	\$-	0.00%
Transitional Child Care (BG5)	5	1.08%	\$1.75	1.18%
Work Force Development (BG3x)	11	2.38%	\$3.69	2.50%
CCEP (Purchasing Pool) (CCPP)	13	2.81%	\$2.50	1.69%
ARRA	-	0.00%	\$0.00	0.00%
Total	462	100%	\$147.92	100%
Minus 4 Overlap	458			
GOLD SEAL	-	-	\$5.29	3.57%
BGCSD+BGCSO	-	0.00%	-	0.00%
Age Break Down Type	All Eligible Clients-Paid		Dollars Paid by Age Category	
	Receiving % of Service	% of Total	Amount-\$	% of Total
Infant	71	14.43%	\$55.70	18.83%
Toddler	68	13.82%	\$55.07	18.62%
Three Year Old	76	15.45%	\$57.81	19.54%
Pre-School	121	24.59%	\$68.05	23.00%
<i>Sub-Total</i>	<i>336</i>	<i>68.29%</i>	<i>\$236.63</i>	<i>79.98%</i>
School Age: 6	40	8.13%	\$5.89	1.99%
School Age: 7	34	6.91%	\$7.42	2.51%
School Age: 8	31	6.30%	\$5.85	1.98%
School Age: 5 - 8**	115	23.37%	\$22.05	7.45%
School Age: 9 - 10	33	6.71%	\$5.56	1.88%
School Age: 11 - 12	9	1.83%	\$2.00	0.67%
School Age: Other Age	0	0.00%	\$0.00	0.00%
<i>School Age Total</i>	<i>156</i>	<i>31.71%</i>	<i>\$59.22</i>	<i>20.02%</i>
Other	-	0.00%	\$-	0.00%
<i>Sub-Total</i>	<i>156</i>	<i>31.71%</i>	<i>\$59.22</i>	<i>20.02%</i>
Total	492	100%	\$295.85	100%
Minus 34 Overlap	458			

**There are 16 5-year-old within this count.

Children By Age Group



Children Paid by BG Group



Early Learning Coalition of Miami-Dade/Monroe

EHS Slot Utilization Snapshot - Miami-Dade

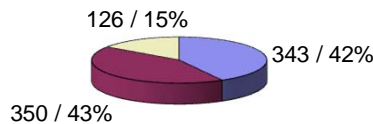
April 2018

(all dollar amounts in thousands '000)

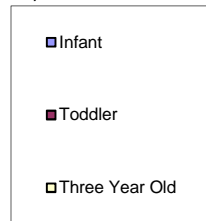
Children Served	Amount
Total actual paid - YTD	1,238
Total actual paid - April 2018	765
Net Slot Payment and Gold Seal Match (BG8 and CCEP)	\$ 537
Total cost (in thousands) (incl match)	\$ -
Change month over month	
Total Net Increase(decrease) children	4
Monthly Activity	
Beginning Census	761
NET Increase/(Decrease)	4
Total	765
Current Data	
Enrolled As of May 21, 2018	746
Projected Paid for May (96% of enrolled)	716
Waitlist	274

Eligibility Breakdown	Children Paid by Billing Group		Dollars Paid by Billing Group		
	Type	Receiving Service	% of Total	Amount*	% of Total
EHS	765	100.00%	\$536.67	100.00%	
Total	765	100%	\$536.67	100%	
Minus 0 Overlap	765				
GOLD SEAL			\$0.00	0.00%	
categories above)	-		\$ -		
SFW GOLD SEAL			\$ -	-	
Age Break Down	All Eligible Clients-Paid		Dollars Paid by Age Category		
Type	Receiving Service	% of Total	Amount-\$	% of Total	
Infant	343	41.88%	\$442.03	41.18%	
Toddler	350	42.74%	\$469.98	43.79%	
Three Year Old	126	15.38%	\$161.32	15.03%	
Pre-School	0	0.00%	\$0.00	0.00%	
<i>Sub-Total</i>	819	100.00%	\$1,073.34	100.00%	
School Age: 6 yrs	0	0.00%	\$0.00	0.00%	
School Age: 7 yrs	0	0.00%	\$0.00	0.00%	
School Age: 8 yrs	0	0.00%	\$0.00	0.00%	
Unduplicated School Age: 5 - 8 yrs**	0	0.00%	\$0.00	0.00%	
School Age: 9 yrs and above	0	0.00%	\$0.00	0.00%	
School Age Total Includes 0 Overlap	0	0.00%	\$0.00	0.00%	
School Age (Unduplicated)	0	0.00%	\$0.00	0.00%	
Other	-	0.00%	\$0.00	0.00%	
<i>Sub-Total</i>	-	0.00%	\$0.00	0.00%	
Total	819	100%	\$1,073.34	100%	
Minus 54 Overlap	765				

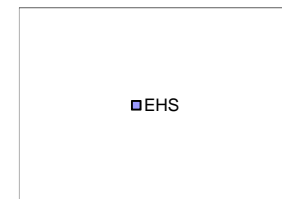
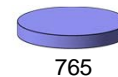
Children By Age Group



**There are 0 5-year-old within this count.



Children Paid by BG Group



Note: Legends with too small percentage are not shown on the pie chart.

Early Learning Coalition of Miami-Dade/Monroe

DCF Title V Slot Utilization Snapshot - Miami-Dade

April 2018

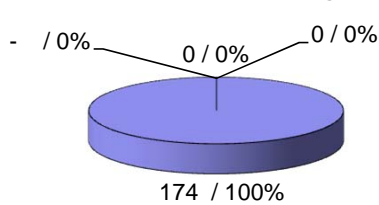
(all dollar amounts in thousands '000)

Children Served	Amount
Total actual paid - YTD	516
Total actual paid - April 2018	226
Net Slot Payment and Gold Seal Match (BG8 and CCEP)	\$ 65
	\$ -
Total cost (in thousands) (incl match)	<u>\$ 70</u>
Change month over month	
Total Net Increase(decrease) children	(2)
Monthly Activity	
Beginning Census	228
NET Increase/(Decrease)	(2)
Total	226
Current Data	
Enrolled As of May 21, 2018	181
Projected Paid for May (96% of enrolled)	174

Eligibility Breakdown	Children Paid by Billing Group		Dollars Paid by Billing Group	
	Receiving Service	% of Total	Amount*	% of Total
Type				
V	226	100.00%	\$70.14	100.00%
Total	226	100%	\$70.14	100%
Minus 0 Overlap	226			
GOLD SEAL			\$5.02	7.15%
categories above)	-		\$ -	
SFW GOLD SEAL			\$ -	-
Age Break Down	All Eligible Clients-Paid		Dollars Paid by Age Category	
Type	Receiving Service	% of Total	Amount-\$	% of Total
Infant	53	22.27%	\$43.83	31.24%
Toddler	34	14.29%	\$24.22	17.27%
Three Year Old	43	18.07%	\$29.49	21.02%
Pre-School	44	18.49%	\$23.55	16.79%
<i>Sub-Total</i>	174	73.11%	\$121.09	86.32%
School Age: 6 yrs	0	0.00%	\$0.00	0.00%
School Age: 7 yrs	0	0.00%	\$0.00	0.00%
School Age: 8 yrs	0	0.00%	\$0.00	0.00%
Unduplicated School Age: 5 - 8 yrs**	0	0.00%	\$0.00	0.00%
School Age: 9 yrs and above	0	0.00%	\$0.00	0.00%
School Age Total Includes -64 Overlap	0	0.00%	\$0.00	0.00%
School Age (Unduplicated)	64	26.89%	\$19.19	13.68%
Other	-	0.00%	\$0.00	0.00%
<i>Sub-Total</i>	64	26.89%	\$19.19	13.68%
Total	238	100%	\$140.28	100%
Minus 12 Overlap	226			


**There are 0 5-year-old within this count.

Children By Age Group



- Children 0 - 5
- School Age 5 - 8
- School Age 9 and Above
- Other

Children Paid by BG Group



Note: Legends with too small percentage are not shown on the pie chart.

APRIL 2018 BTA AMEX

Trans. Date	AMEX Description	Amount	ELC Description	Dist Code PAYROLL CODE
4/4/2018	Rosen Plaza	\$ 278.00	Rosen Plaza lodging for L. Jones to attend AELC Symposium 04-25 to 04-28	520EHO
4/4/2018	Rosen Plaza	\$ 278.00	Rosen Plaza lodging for E. Ramirez to attend AELC Symposium 04-25 to 04-28	520EHO
4/4/2018	Rosen Plaza	\$ 278.00	Rosen Plaza lodging for C. Santana to attend AELC Symposium 04-25 to 04-28	520EHO
4/4/2018	Rosen Plaza	\$ 278.00	Rosen Plaza lodging for C. Burkhalter to attend AELC Symposium 04-25 to 04-28	520EHO
4/17/2018	Hilton Garden Inn / Ref# 00165357 / 04-16	\$ 331.46	Hilton Garden lodging for J. Olivio to attend Managing Comprehensive Health Services	520EHO
4/20/2018	Hilton Garden Inn Charleston / Ref# 00156831	\$ 532.68	Hilton Garden lodging for Z. De Loach to attend Managing Comprehensive Health Services	520EHO
4/28/2018	Budget rent a car / RA# 709495231	\$ 164.99	Budget car rental for C. Burkhalter to attend AELC Symposium 04-25 to 04-28	520EHO

\$ 2,141.13

Quarterly Breakdown - Airfare, Hotel, Car Rental	
Total Airfare March	\$ -
Total Hotel March	\$ 1,976.14
Total car rental & tolls March	\$ 164.99

\$ 2,141.13