



FINANCE COMMITTEE MEETING
December 3, 2020, 10:00 am
Zoom Meeting ID: 983 4161 5762
Passcode: ELC1203

- | | | |
|------|---|-----------------|
| I. | Welcome & Introductions | Bob Eadie |
| II. | Approval of Minutes | Bob Eadie |
| | A. Motion to approve minutes for October 29, 2020 | |
| III. | Financial Statements | Bob Eadie |
| | A. School Readiness/VPK | |
| | B. Early Head Start | |
| | C. Reconciliation Project Snapshot | |
| IV. | Resolutions | Bob Eadie |
| | A. Resolution 12032020-01- Approval of the Evaluation Committee’s recommendation to award contracts for RFP#ELCMDM2020-06 (Comprehensive Cleaning Services), and authorize the President and CEO to negotiate and execute contracts with the selected vendors. | |
| | B. Resolution 12032020-02 Approval of the Evaluation Committee’s recommendation to award a contract for RFP#ELCMDM2020-07 (Professional Development Resources), and authorize the President and CEO to negotiate and execute a contract with the selected vendor. | |
| | C. Resolution 12032020-03 to approve the Early Learning Coalition’s Additional Amendment to the Annual Budget for fiscal year 2020-2021. | |
| | D. Resolution 12032020-04 Authorize the President and CEO to release a Request for Proposal for a Literacy Tutoring Program with Evaluation services. | |
| V. | Information Items | Bob Eadie |
| | A. Slot Utilization | Sandra Gonzalez |
| | • Miami Dade County | |
| | • Monroe County | |
| | • Title V | |
| | B. EHS Credit Card Report (no charges in October) | |
| | C. Cybersecurity Update | Fred Hicks |

Mission: To promote high-quality school readiness, voluntary pre-kindergarten and after school programs, thus increasing all children’s chances of achieving future educational success and becoming productive members of society. The Coalition seeks to further the physical, social, emotional and intellectual needs of Miami-Dade and Monroe County children with a priority toward the ages before birth through age 5.

VI. Public Comments

Bob Eadie

VII. Meeting Adjourn

Bob Eadie

Mission: To promote high-quality school readiness, voluntary pre-kindergarten and after school programs, thus increasing all children's chances of achieving future educational success and becoming productive members of society. The Coalition seeks to further the physical, social, emotional and intellectual needs of Miami-Dade and Monroe County children with a priority toward the ages before birth through age 5.



Finance Committee Meeting
October 29, 2020; 10:00 AM
Zoom Meeting ID: 962 0560 4137
Passcode: budget

Committee Attendees: Bob Eadie; Adrian Alfonso; Gilda Ferradaz; Chuck Mohr;

Absent Committee: Alex Soto

Staff Attendees: Evelio Torres; Alex Sanchez; Sandra Gonzalez; Lisney Badillo; Lissandra Curbelo; Mercy Castiglione; Belkis Torres; Victor Caballero; Fred Hicks; Angelo Parrino; Fiorella Altare-Christie

I. Welcome and Introductions **Bob Eadie**

- B. Eadie called the meeting to order and welcomed everyone. Quorum was established.

II. Approval of Minutes **Bob Eadie**

- Motion to approve minutes by A. Alfonso.
- Motion seconded by G. Ferradaz.
- Motion unanimously passed.

III. Financial Statements **Bob Eadie**

- A. Sanchez reviewed the financials and stated that in direct child care services the ELC had spent almost 45 million dollars. This is trending high because the ELC continues to pay on enrollment and not actual attendance. B. Eadie asked when OEL will begin to pay on attendance. A. Sanchez responded that they will begin the process in October 16 absences will be paid and 25 in November.
- A. Sanchez stated that School Readiness is reflecting a deficit and this is due to the payments on enrollment. VPK is reflecting a surplus but this will be correct once the payment to MDCPS is made.
- A. Parrino stated that EHS is reflecting a surplus but they are in good shape.
- V. Caballero reviewed the reconciliation snapshot and stated that there were still many providers that had not responded to the letter, phone call and emails sent. B. Eadie stated that the ELC should set a deadline for disputes since this project must be resolved by the end of the year.



IV. Resolutions

Bob Eadie

- Resolution 10292020-01 Approval of the recommendation by the Executive Committee acting as Evaluators for Legal Services for RFQ#ELCMDM2020-01, and authorize the President and CEO to award, negotiate and execute a contract with the selected vendor.
 - Motion to approve the resolution A. Alfonso.
 - Motion seconded by G. Ferradaz.
 - Motion unanimously passed.

- Resolution 10292020-02 to approve the Early Learning Coalition's Amendment to the Annual Budget for fiscal year 2020-2021.
 - Motion to approve the resolution c. Mohr.
 - Motion seconded by A. Alfonso.
 - Motion unanimously passed.

- Resolution 10292020-03 Authorize the President and CEO to apply, negotiate, execute a contract and receive funds from Miami-Dade County to receive CARES Act funding for Early Learning Centers in unincorporated areas.
 - Motion to approve the resolution C. Mohr with the amendment that the ELC act as the distributors of the monies but another party would conduct the approval or denial process. If Miami Dade County does not approve of this amendment then the resolution is oppose.
 - Motion seconded by A. Alfonso.
 - Motion unanimously passed.

V. Information Items

Bob Eadie

- B. Eadie stated that there were no charges on the EHS credit card report.

VI. Public Comment

Bob Eadie

VII. Adjourn

Bob Eadie

Early Learning Coalition of Miami-Dade and Monroe Counties

Statement of Financial Position

(In thousands \$000)

	Unaudited As of 10/31/2020
Assets	
Cash & Cash Equivalents	4,179
Grants Receivable	41,160
VPK Prepayment	4,914
Property and Equipment, Net	608
Other Assets	49
Total Assets	\$ 50,910
Liabilities	
Accounts Payable	14,404
Advances Due to OEL & Other	24,986
VPK Prepayment	2,573
Accrued Expenses & Other Liabilities	6,922
Total Liabilities	48,886
Net Assets	
Unrestricted	1,492
Temporarily Restricted	532
Total Net Assets	2,024
Total Liabilities and Net Assets	\$ 50,910

Early Learning Coalition of Miami-Dade and Monroe Counties

Statement of Activities
(In thousands \$000)

	<u>Unrestricted</u>	<u>Temporarily Restricted</u>	<u>10/31/2020</u>
Support and revenues			
Grants	\$ 0	\$ 82,190	\$ 82,190
Contributions and Other	0	0	0
Net Assets Released from Restrictions	<u>82,175</u>	<u>(82,175)</u>	<u>0</u>
 Total Support and Revenues	 82,175	 15	 82,190
Expenses			
Early Education Services	79,170		79,170
Administration	<u>3,004</u>		<u>3,004</u>
 Total Expenses	 <u>82,175</u>	 <u>0</u>	 <u>82,175</u>
 Change in Net Assets	 0	 15	 15
 Beginning Net Assets	 1,492	 517	 2,009
 Ending Net Assets	 <u>\$ 1,492</u>	 <u>\$ 532</u>	 <u>\$ 2,024</u>

Early Learning Coalition of Miami-Dade and Monroe Counties
Statement of Functional Expenses
(In thousands \$000)

	<u>Early Education Services</u>	<u>Administration</u>	Preliminary YTD 10/31/2020
Expenses:			
Payroll & Employee Benefits	4,455	2,096	6,551
Direct Child Care Services	58,181	0	58,181
Contracted Services-Subrecipients	219	(0)	219
Dues & Subscriptions	7	65	72
Occupancy Costs	465	72	537
Telephone & Communications	82	101	183
Equipment Repair & Maintenance	0	0	0
Postage & Freight	13	10	23
Printing	19	1	20
Professional Fees	66	272	338
Travel & Transportation Expenses	0	0	0
Program Supplies	2,495	2	2,497
Meetings & Conferences	7	2	9
Insurance-General & Liability	142	17	159
Office	26	344	370
Other Administrative Costs	12,992	22	13,015
Total Expenses	\$ 79,170	3,004	82,175

Early Learning Coalition of Miami-Dade and Monroe Counties
Statement of Cash Flows
(In thousands \$000)

	Preliminary YTD 10/31/2020
Cash Flows From Operating Activities	
Change In Net Assets	15
Adjustments to reconcile change in net cash provided by	
Depreciation Expense	0
(Increase) Decrease in Assets:	
Grants Receivables	(6,282)
Other Assets	67
VPK Prepayment	(4,914)
Increase (Decrease) in Liabilities:	
Accounts Payable-Vendors	(20,373)
Other Accrued Expenses & Other Payables	1,093
Advances Due to OEL	26,283
Advances Due to Other Grantors	372
Deferred Revenues	0
Total Adjustments	(3,753)
Net Cash Flows From Operating Activities	(3,738)
Cash Flows from Investing Activities:	
Purchase of furniture and equipment	
Net Cash Flows From Investing Activities	
Change in Cash	(3,738)
Cash - Beginning of Period	7,917
Cash Balance End of Period	\$ 4,179

BUDGET VARIANCE

**October
2020**

In 000'S

School Readiness

Category	Budget	Current Month Actual	Current Year Actual	% Budget Remaining	Target % Budget Remaining
REVENUE					
State of Florida	157,723	16,085	68,526	56.55%	66.67%
EXPENDITURES					
Salary and Fringe	15,855	1,675	5,040	68.21%	
Child Care Services	114,427	13,287	46,560	59.31%	
Contractual Services	3,204	165	391	87.80%	
Occupancy	2,585	171	712	72.46%	
Travel/Conf/Dev	228	1	11	95.17%	
Program Activity	20,661	1,371	15,310	25.90%	
IT	436	3	212	51.50%	
Other	327	-600	302	7.54%	
TOTAL EXP	157,723	16,073	68,538	56.55%	66.67%

VPK

Category	Budget	Current Month Actual	Current Year Actual	% Budget Remaining	Target % Budget Remaining
REVENUE					
State of Florida	56,037	4,188	7,948	85.82%	66.67%
EXPENDITURES					
Salary and Fringe	1,437	92	340	76.32%	
Child Care Services	53,883	4,074	6,782	87.41%	
Contractual Services	71	13	21	70.53%	
Occupancy	124	7	45	63.92%	
Travel/Conf/Dev	13	1	1	94.51%	
Program Activity	372	22	22	99.98%	
IT	64	2	737	65.47%	
Other	73	2	737	-914.60%	
TOTAL EXP	56,037	4,188	7,948	85.82%	66.67%

EARLY HEAD START

Category	Budget	Current Month Actual	Current Year Actual	% Budget Remaining	Target % Budget Remaining
REVENUE					
Office of Head Start	11,008	1,030	3,063	72.18%	66.67%
EXPENDITURES					
Salary and Fringe	3,186	353	1,046	67.16%	
Child Care Services	6,042	471	1,419	76.52%	
Contractual Services	409	48	96	76.43%	
Occupancy	167	39	143	14.18%	
Travel/Conf/Dev	90	25	25	72.45%	
Program Activity	110	111	147	-33.85%	
IT	26	1	120	-370.16%	
Other	980	7	66	93.25%	
TOTAL EXP	11,008	1,030	3,063	72.18%	66.67%

TCT and OTHER

Category	Budget	Current Month Actual	Current Year Actual	% Budget Remaining	Target % Budget Remaining
REVENUE					
The Children's Trust	9,880	564	2,432	75.38%	
Other	143	59	71	50.32%	
Refugee	920	25	150	83.71%	
Teen Parent	45	45	45	100.00%	
TOTAL REVENUE	10,988	648	2,653	75.85%	66.67%
EXPENDITURES					
Salary and Fringe	656	24	70	89.32%	
Child Care Services	10,095	550	2,459	75.65%	
Contractual Services	20	44	49	-144.01%	
Occupancy	120	14	19	83.80%	
Travel/Conf/Dev	91	1	22	75.61%	
Program Activity	1	2	2	-121.80%	
IT	5	3	5	-2.05%	
TOTAL EXP	10,988	636	2,626	76.10%	66.67%
NET		12	27		

TOTAL	Budget	Current Month Actual	Current Year Actual	% Budget Remaining	Target % Budget Remaining
REVENUE					
State of Florida	213,759	20,272	76,474	64.22%	
Office of Head Start	11,008	1,030	3,063	72.18%	
The Children's Trust	9,880	564	2,432	75.38%	
Other	143	59	71	50.32%	
Refugee	920	25	150	83.71%	
Teen Parent	45	45	45	100.00%	
TOTAL REVENUE	235,755	21,950	82,190	65.14%	66.67%
EXPENDITURES					
Salary and Fringe	21,134	2,143	6,497	69.26%	
Child Care Services	184,447	18,383	57,219	68.98%	
Contractual Services	3,704	270	557	84.96%	
Occupancy	2,995	231	919	69.31%	
Travel/Conf/Dev	330	1	37	88.88%	
Program Activity	21,233	1,483	15,479	27.10%	
IT	527	4	356	32.47%	
Other	1,384	-588	1,111	19.75%	
TOTAL EXP	235,755	21,926	82,175	65.14%	66.67%
NET		24	15		

2018 - 2019 Reconciliations Agreed Upon by Provider 11/24/2020 Snapshot

Overpaid Providers Recap

Overpaid Providers	
Paid Full Amount	108
Accepted Amount/Repayment Plan	171
Disputed Amount	362
Pending - Open Providers	0
Pending - Closed Providers	80
Awaiting Approval for Extension	38
Total	759

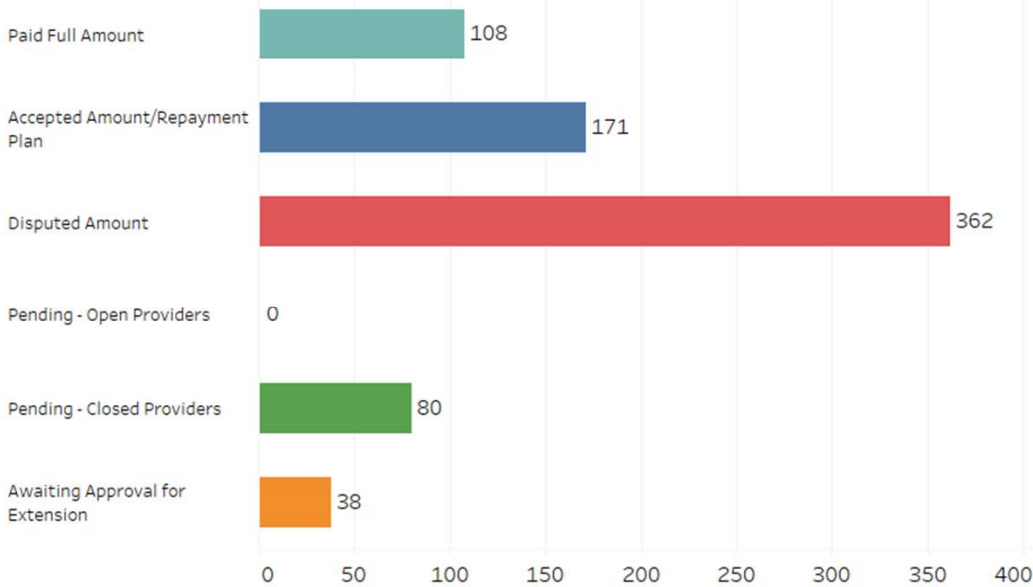
Underpaid Providers Recap

Underpaid Providers	
Paid	148
Accepted Amount*	38
Disputed Amount	32
Pending	0
Total	218

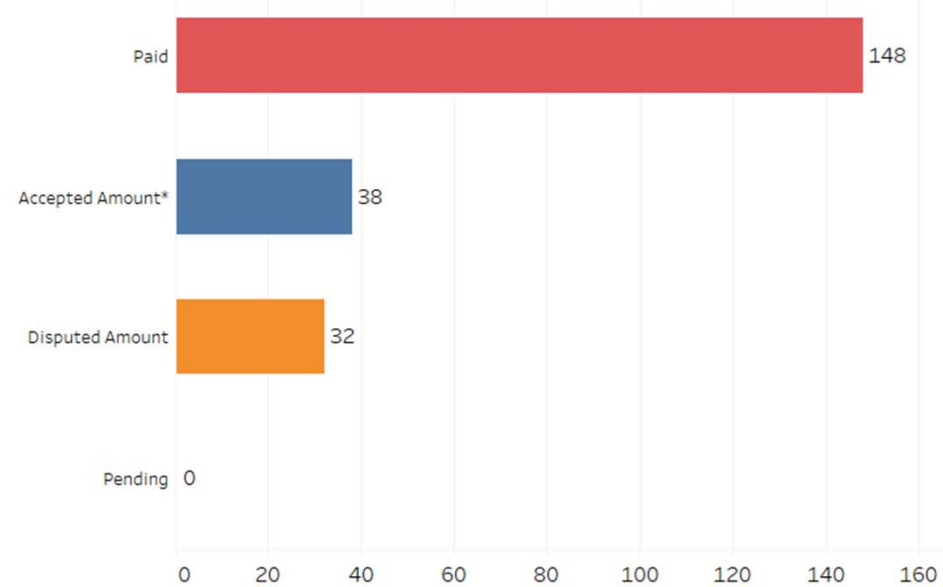
Average Amount Owed to ELC: \$ 29,332 Median Amount Owed to ELC: \$ 18,053

** These providers are pending review for payment.*

Overpaid Providers



Underpaid Providers





Early Learning Coalition Finance Committee Meeting

December 03, 2020

Resolution: 12032020-01

Action Requested: Approval of the Evaluation Committee's recommendation to award contracts for RFP#ELCMDM2020-06 (Comprehensive Cleaning Services), and authorize the President and CEO to negotiate and execute contracts with the selected vendors.

Fiscal Impact: An approximate amount of \$200,000.00 per fiscal year, which is subject to the availability of funding.

Funding Source: Department of Health and Human Services, Administration for Children and Families, Florida Department of Children and Families, Florida Department of Education Office of Early Learning, The Children's Trust.

Strategic Goal:

<input type="checkbox"/> Neediest Children	<input type="checkbox"/> Providers
<input type="checkbox"/> Youngest Children	<input checked="" type="checkbox"/> Internal Capacity
<input type="checkbox"/> Educate All	<input type="checkbox"/> Funding

RESOLUTION: 12032020-01

APPROVAL OF THE EVALUATION COMMITTEE'S RECOMMENDATION TO AWARD CONTRACTS FOR RFP#ELCMDM2020-06 (COMPREHENSIVE CLEANING SERVICES), AND AUTHORIZE THE PRESIDENT AND CEO TO NEGOTIATE AND EXECUTE CONTRACTS WITH THE SELECTED VENDORS.

WHEREAS, the Finance Committee has been apprised of the program goals through the attached narrative, hereby incorporated by reference, and the Finance Committee is in agreement with the goals described therein;

WHEREAS, the Finance Committee recommends approving this action;

NOW, THEREFORE, be it resolved that the Finance Committee shall present this action to the Board of the Early Learning Coalition of Miami-Dade/Monroe, Inc. (the "Board"), and shall recommend that the Board approve this action at the next meeting of the Board.

Background:

Resolution #08032020-03 authorized the President and CEO to release a Request for Proposal (RFP) for **Comprehensive Cleaning Services**. On September 21, 2020, the Early Learning Coalition of Miami-Dade/Monroe, Inc. (the Coalition) released **RFP#ELCMDM2020-06** for **Comprehensive Cleaning Services**. On or before October 13, 2020, the Coalition received two (2) proposals from the following vendors:

- **National Interior Solutions, LLC.**
- **Miami Janitorial Supplies, Inc.**

Legal Counsel reviewed the proposals on October 22, 2020, the proposals were deemed responsive.

On October 29, 2020, the proposals were reviewed by the following four (4) evaluators who made up the Evaluation Committee.

Evaluation Committee Members:

1. Cathrine Pollard , Administrative Coordinator - The Neighborhood Place for Early Head Start a division of the Early Learning Coalition of Miami-Dade/ Monroe, Inc.
2. Isabel Afanador , Family Support Manager- Early Learning Coalition of Miami-Dade/ Monroe, Inc.
3. Annie Benedetti , Program Director - Rainbow Intergenerational Learning Center
4. Mariamanda Borge , Human Resources Compliance Manager -Early Learning Coalition of Miami-Dade/Monroe, Inc. (Alternate)

On November 16, 2020, at the second Evaluation Committee Meeting, the committee moved and passed a motion to recommend that the Coalition award the contract for deep cleaning exclusively to National Interior Solutions, LLC. and regular cleaning to both companies at the Coalition’s staff discretion.

Proposer’s Name	Final Rating (Max 300)
1. National Interior Solutions, LLC	271
2. Miami Janitorial Supplies, Inc.	214

Evaluation Scorecard:

RFP # ELCMDM2020-06 Comprehensive Cleaning Services		Max. Score	National Interior Solutions, LLC			Miami Janitorial Supplies, Inc.		
			#1	#2	#3	#1	#2	#3
Organizational Background, Qualifications and Capabilities		20						
1	Most strictly meets the requested needs of the agency as listed within the scope.	10	9	8	10	7	5	10
2	Proposal includes summary of the proposer's overall organization.	10	10	8	10	7	8	10
Products and Performance		50						
1	Proposal clearly demonstrates the Products and services.	10	9	8	10	4	5	10
2	Provided a clear presentation.	10	9	8	10	4	5	10
3	Proposal includes specialized disinfection services to kill virus, fungus, bacteria and for use against SARS-Cov-2, the virus that causes Covid-19, and uses hospital-grade disinfectants.	20	20	20	20	1	10	20
4	Provided a clear presentation.	10	10	8	10	4	5	10
Pricing		20						
1	Competitive pricing as it relates to all proposing vendors.	20	10	15	19	20	10	19
Experience		10						
1	Has at least 3 years relevant experience.	10	10	10	10	10	10	10
TOTAL		100	87	85	99	57	58	99
TOTAL SUM		300	271			214		
AVERAGE		100	90			71		



Early Learning Coalition Finance Committee Meeting

December 03, 2020

Resolution: 12032020-02

Action Requested: Approval of the Evaluation Committee’s recommendation to award a contract for RFP#ELCMDM2020-07 (Professional Development Resources), and authorize the President and CEO to negotiate and execute a contract with the selected vendor.

Fiscal Impact: An approximate amount of \$135,000.00 per fiscal year, which is subject to the availability of funding.

Funding Source: Department of Health and Human Services, Administration for Children and Families, Florida Department of Education Office of Early Learning, and The Children’s Trust.

Strategic Goal:

<input checked="" type="checkbox"/> Neediest Children	<input checked="" type="checkbox"/> Providers
<input checked="" type="checkbox"/> Youngest Children	<input type="checkbox"/> Internal Capacity
<input checked="" type="checkbox"/> Educate All	<input type="checkbox"/> Funding

RESOLUTION: 12032020-02

APPROVAL OF THE EVALUATION COMMITTEE’S RECOMMENDATION TO AWARD A CONTRACT FOR RFP#ELCMDM2020-07 (PROFESSIONAL DEVELOPMENT RESOURCES), AND AUTHORIZE THE PRESIDENT AND CEO TO NEGOTIATE AND EXECUTE A CONTRACT WITH THE SELECTED VENDOR.

WHEREAS, the Finance Committee has been apprised of the program goals through the attached narrative, hereby incorporated by reference, and the Finance Committee is in agreement with the goals described therein;

WHEREAS, the Finance Committee recommends approving this action;

NOW, THEREFORE, be it resolved that the Finance Committee shall present this action to the Board of the Early Learning Coalition of Miami-Dade/Monroe, Inc. (the “Board”), and shall recommend that the Board approve this action at the next meeting of the Board.

Background:

Resolution #08032020-02 authorized the President and CEO to release a Request for Proposal (RFP) for **Professional Development Resources for Miami-Dade and Monroe Counties**. On September 21, 2020, the Early Learning Coalition of Miami-Dade/Monroe, Inc. (the Coalition) released **RFP#ELCMDM2020-07** for **Professional Development Resources**. On or before October 13, 2020, the Coalition received one (1) proposal from the following vendor:

- **Teachstone, Inc.**

Legal Counsel reviewed the proposal on October 22, 2020, the proposal was deemed responsive.

On October 29, 2020, the proposal was reviewed by the following four (4) evaluators who made up the Evaluation Committee.

Evaluation Committee Members:

1. Shaleen Fagundo , Owner/Director - Interamerican Learning Center
2. Diahdenys Chavez , Regional Director - Catholic Charities of the Archdiocese of Miami, Inc.
3. Corina Febres Cordero , Connecting Assessments with Intentional Teaching Program Director - United Way of Miami-Dade
4. Brigitte Saint Louis , Education Specialist - The Neighborhood Place for Early Head Start a division of the Early Learning Coalition of Miami-Dade/ Monroe, Inc. (Alternate)

On November 16, 2020, at the second Evaluation Committee Meeting, the committee moved and passed a motion to recommend that the Coalition negotiate and execute a contract with Teachstone, Inc.

Proposer's Name	Final Rating (Max 300)
1. Teachstone, Inc.	296

Evaluation Scorecard:

RFP # ELCMDM2020-07 Professional Development and Resources		Max. Score	Teachstone, Inc.		
			#1	#2	#3
Organizational Capacity		10			
1	The organization has at least five (5) years of experience and knowledge with using and training on the Classroom Assessment Scoring System (CLASS) tool for Pre-K and at least three (3) years with Infant and Toddler CLASS tool.	10	10	10	10
Professional Development		40			
1	CLASS trainers are CLASS Observer Certified on the CLASS tool for Infants, Toddlers, and Pre-K.	5	5	5	5
2	The organization has certified CLASS Trainers to conduct the CLASS Trainer Certification (Train-the-Trainer) for Infants, Toddlers, and Pre-K.	15	15	15	15
3	The organization has certified trainers to conduct Making the Most of Classroom Interactions (MMCI) Train-the-Trainer for Infants, Toddlers, and Pre-K.	15	15	15	15
4	The organization has certified trainers to conduct Introduction to CLASS for Infants, Toddlers, and Pre-K.	5	5	5	5
Online		40			
1	The organization can provide access to MyTeachstone online software.	15	15	15	15
2	The organization can provide access to the online recalibration software.	15	15	15	15
3	The organization can provide access to the CLASS video library.	10	10	10	10
Resource		6			
1	The organization can provide CLASS Dimension Guides for Infants, Toddlers, and Pre-K.	3	3	3	3
2	The organization can provide MMCI resource binders.	3	3	3	3
Pricing		4			
1	Proposal details ways in which the contractor will provide Early Head Start with in-kind services or materials.	4	4	1	3
TOTAL		100	100	97	99
TOTAL SUM		300	296		
AVERAGE		100	99		



Early Learning Coalition Finance Committee Meeting

December 3, 2020

Resolution: 12032020-03

Action Requested: To approve the Early Learning Coalition's Additional Amendment to the Annual Budget for fiscal year 2020-2021.

Fiscal Impact: Net increase of \$8,373,961.00 to the Current Approved Budget, this would be the second budget amendment for fiscal year 2020-2021 for a new total budget of \$244,124,754.00.

Funding Source of Increase: Florida Department of Education, Office of Early Learning

Strategic Goal:

- Neediest Children
- Youngest Children
- Educate All

- Providers
- Internal Capacity
- Funding

RESOLUTION: 12032020-03

TO APPROVE THE EARLY LEARNING COALITION'S ADDITIONAL AMENDMENT TO THE ANNUAL BUDGET FOR FISCAL YEAR 2020-2021.

WHEREAS, the Finance Committee has been apprised of the program goals through the attached narrative, hereby incorporated by reference, and the Finance Committee is in agreement with the goals described therein;

WHEREAS, the Finance Committee recommends approving this action;

NOW, THEREFORE, be it resolved that the Finance Committee shall present this action to the Board of the Early Learning Coalition of Miami-Dade/Monroe, Inc. (the "Board"), and shall recommend that the Board approve this action at the next meeting of the Board.

Background:

The Early Learning Coalition’s fiscal year began July 1, 2020. Please see the additional amendment to the approved annual budget for fiscal year 2020-2021 below.

	School Readiness (SR)	CARES	Voluntary Prekindergarten Education Program (VPK)	Early Head Start (EHS)	The Children's Trust	Other	Amendment Amount (change in award)	Total Budget FY20-21	Description of Amendment
5/4/2020	\$ 138,159,491		\$ 55,987,176	\$ 10,685,386	\$ 9,880,000	\$ 778,023			
10/19/2020	\$ 137,922,042	\$ 19,800,484	\$ 56,036,600	\$ 11,008,267	\$ 9,880,000	\$ 1,103,400	\$ 20,260,717	\$ 235,750,793	Additional CARES (Coronavirus Aid, Relief, and Economic Security Act) VPK, EHS
11/13/2020	\$ 137,922,042	\$ 28,174,445	\$ 56,036,600	\$ 11,008,267	\$ 9,880,000	\$ 1,103,400	\$ 8,373,961	\$ 244,124,754	Additional CARES (Coronavirus Aid, Relief, and Economic Security Act) Funding 8.4 million



Early Learning Coalition Finance Committee Meeting

December 03, 2020

Resolution: 12032020-04

Action Requested: Authorize the President and CEO to release a Request for Proposal for a Literacy Tutoring Program with Evaluation services.

Fiscal Impact: An approximate amount of \$130,000.00 per fiscal year, which is subject to the availability of funding.

Funding Source: Florida Department of Education Office of Early Learning.

Strategic Goal:

<input checked="" type="checkbox"/> Neediest Children	<input checked="" type="checkbox"/> Providers
<input checked="" type="checkbox"/> Youngest Children	<input type="checkbox"/> Internal Capacity
<input checked="" type="checkbox"/> Educate All	<input type="checkbox"/> Funding

RESOLUTION: 12032020-04

AUTHORIZE THE PRESIDENT AND CEO TO RELEASE A REQUEST FOR PROPOSAL FOR A LITERACY TUTORING PROGRAM WITH EVALUATION SERVICES.

WHEREAS, the Finance Committee has been apprised of the program goals through the attached narrative, hereby incorporated by reference, and the Finance Committee is in agreement with the goals described therein;

WHEREAS, the Finance Committee recommends approving this action;

NOW, THEREFORE, be it resolved that the Finance Committee shall present this action to the Board of the Early Learning Coalition of Miami-Dade/Monroe, Inc. (the "Board"), and shall recommend that the Board approve this action at the next meeting of the Board.

Description:

The Early Learning Coalition of Miami-Dade/Monroe, Inc. seeks to fund a program to place specially trained *Tutors* to provide *high-quality early literacy support* for children in high-need neighborhoods in Miami-Dade and Monroe Counties. The early literacy support/tutoring program will operate in community-based preschool classrooms for children ages 3-5. An *evaluation* will be included in the solicitation.

Background:

The placement of literacy focused tutors, whose role is to work with small groups of children, in preschool classrooms, especially those located in high-need areas, has yielded impressive national success. These programs are as unique and diverse as the communities in which they operate. One thing they all have in common, based on program evaluation, is the demonstrated ability to move the needle on the early literacy and kindergarten readiness gap that often plagues vulnerable children.

Research has consistently demonstrated that providing preschool children, especially vulnerable children, with consistent, language-rich experiences – such as talking, reading, and singing – can have important benefits on their brain development and school readiness.

Early literacy plays a key role in enabling the kind of early learning experiences that research shows are linked with academic achievement, reduced grade retention, higher graduation rates and enhanced productivity in adult life.

What we know:

- Literacy development starts early in life and is highly correlated with school achievement.
- All of the domains of a child's development —physical, social-emotional, cognitive, language and literacy—are interrelated and interdependent.
- The more limited a child's experiences with language and literacy the more likely he or she will have difficulty learning to read.
- Proficiency in reading by the end of third grade enables students to shift from learning to read to reading to learn, and to master the more complex subject matter they encounter in the fourth grade curriculum.
- Most students who fail to reach this critical milestone falter in the later grades and often drop out before earning a high school diploma.

Resources: Dorothy Strickland, Shannon Riley-Ayers and The Campaign for Grade Level Reading

Early Learning Coalition of Miami-Dade/Monroe

School Readiness Slot Utilization Snapshot - Miami-Dade

October 2020

as of 11/24/2020

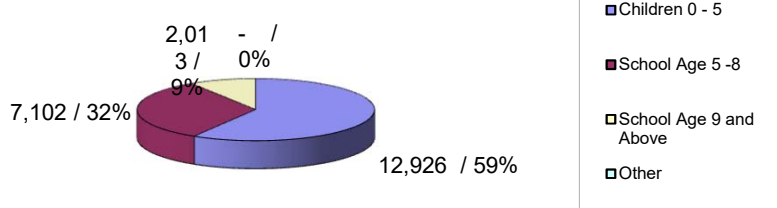
(all dollar amounts in thousands '000)

Children Served	Amount
Total actual paid - YTD	25,113
Total actual paid - October 2020	20,949
Net Slot Payment and Gold Seal Match (BG8 and CCEP)	\$ 8,386
Total cost (in thousands) (incl match)	\$ 9,335
Change month over month	
Total Net Increase(decrease) children	(721)
Monthly Activity	
Amount	
Beginning Census	21,670
NET Increase/(Decrease)	(721)
Total	20,949
Current Data	
Enrolled As of Nov 23, 2020	18,653
Projected Paid for November (96% of enrolled)	17,907
SR applications in the Queue	
Ages 0-5	270
Ages 6-9	44
Ages 10-13	11
VPK Enrolled As of Nov 23, 2020	
Regular	16,586
Summer	-
SISP	-
VPK Total Actual Paid - October 2020	
SISP	3
Regular	11,441
Summer	-
VPK Total Actual Paid - YTD	
SISP	13
Regular	11,841
Summer	111


Eligibility Breakdown	Children Paid by Billing Group				Dollars Paid by Billing Group			
	Receiving Service	% of Total	Diff Prior Month	% Change Prior Month	Amount*	% of Total	Diff Prior Month	% Change Prior Month
Type								
AT Risk (BG1)	3,818	18.14%	(262)	-6.42%	\$1,847.49	19.79%	(\$197.09)	-9.64%
Income Eligible (BG8)	16,687	79.30%	(480)	-2.80%	\$7,255.36	77.72%	(\$535.83)	-6.88%
Florida One Parent	-	0.00%	-	-	\$ -	0.00%	\$ -	-
Transitional Child Care (BG5)	213	1.01%	(29)	-11.98%	\$96.20	1.03%	(\$5.70)	-5.59%
Work Force Development (BG3x)	326	1.55%	12	3.82%	\$135.98	1.46%	\$11.31	9.08%
CCEP (Purchasing Pool) (CCPP)	-	0.00%	-	-	\$0.00	0.00%	\$0.00	-
ARRA	-	0.00%	-	-	\$ -	0.00%	\$0.00	-
BGSNT	-	0.00%	-	-	\$ -	0.00%	\$0.00	-
BGCSD&BGCSO	-	0.00%	-	-	\$0.00	0.00%	\$0.00	-
Total	21,044	100%	(759)	-3.48%	\$9,335.03	100%	(\$727.31)	-7.23%
Minus 95 Overlap	20,949							
GOLD SEAL					\$948.90	10.16%	(\$71.06)	-6.97%
Age Break Down		All Eligible Clients-Paid			Dollars Paid by Age Category			
Type	Receiving Service	% of Total	Diff Prior Month	% Change Prior Month	Amount-\$	% of Total	Diff Prior Month	% Change Prior Month
Infant	2,593	12.38%	(133)	-4.88%	\$1,504.96	16.12%	(\$75.06)	-4.75%
Toddler	2,798	13.36%	(80)	-2.78%	\$1,536.59	16.46%	(\$58.39)	-3.66%
Three Year Old	3,452	16.48%	(120)	-3.36%	\$1,792.07	19.20%	(\$78.60)	-4.20%
Pre-School	4,083	19.49%	(26)	-0.63%	\$1,658.28	17.76%	(\$26.71)	-1.59%
	<i>Sub-Total</i>	<i>12,926</i>	<i>61.70%</i>	<i>(359)</i>	<i>\$6,491.89</i>	<i>69.54%</i>	<i>(\$238.76)</i>	<i>-3.55%</i>
School Age: 6 yrs	1,955	16.49%	(71)	-3.50%	\$634.56	6.80%	(\$75.73)	-10.66%
School Age: 7 yrs	1,569	13.23%	23	1.49%	\$474.95	5.09%	(\$55.27)	-10.42%
School Age: 8 yrs	1,259	10.62%	(6)	-0.47%	\$390.27	4.18%	(\$44.70)	-10.28%
Unduplicated School Age: 5 - 8 yrs**	7,102	59.94%	(532)	-6.97%	\$2,255.08	24.16%	(\$448.83)	-16.60%
School Age: 9 yrs and above	2,013	16.99%	111	5.84%	\$588.06	6.30%	(\$39.72)	-6.33%
School Age (Duplicated)	7	0.06%	1	16.67%	\$0.00	0.00%	\$0.00	-
School Age (Unduplicated)	9,108	43.48%	(422)	-4.43%	\$2,843.14	30.46%	(\$488.55)	-14.66%
Other	-	0.00%	0	-	\$0.00	0.00%	\$0.00	-
	<i>Sub-Total</i>	<i>9,108</i>	<i>43.48%</i>	<i>(422)</i>	<i>\$2,843.14</i>	<i>30.46%</i>	<i>(\$488.55)</i>	<i>-14.66%</i>
Total	20,949	105%	(721)	-3.33%	\$9,335.03	100%	(\$727.31)	-7.23%

**There are 2327 5-year-old within this count.

Children By Age Group



Children Paid by BG Group



Note: Legends with too small percentage are not shown on the pie chart.

Early Learning Coalition of Miami-Dade/Monroe

School Readiness Slot Utilization Snapshot - Monroe

October 2020

(all dollar amounts in thousands '000)

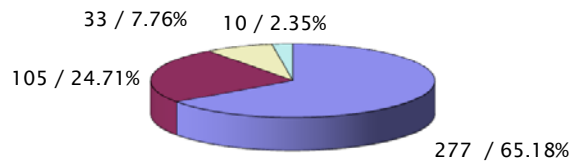
as of 11/24/2020

Children Served	Amount
Total actual paid - October 2020	404
Net Slot Payment and Gold Seal Match (BG8 and CCEP)	\$ 169
Total cost (in thousands) (incl match)	\$ 177
Change month over month	
Total Net Increase(decrease) children	5
Monthly Activity	Amount
Beginning Census	399
Net Increase/(Decrease)	5
Total	404

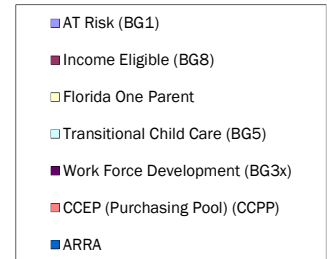
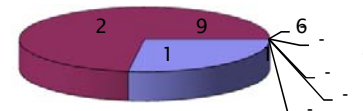
Current Data	
Enrolled As of Nov 23, 2020	314
Projected Paid for November (96% of enrolled)	301
SR applications in the Queue	
Ages 0-5	0
Ages 6-9	0
Ages 10-13	0
VPK Enrolled as of Nov 23, 2020	358
VPK Total Actual Paid - October 2020	337

Eligibility Breakdown	Children Paid by Billing Group				Dollars Paid by Billing Group			
	Receiving % of Service	% of Total	Diff Prior Month	% Change Prior Month	Amount	% of Total	Diff Prior Month	% Change Prior Month
Type								
AT Risk (BG1)	110	27.09%	1	0.92%	\$49.99	28.28%	(\$7.36)	-12.83%
Income Eligible (BG8)	296	72.91%	5	1.72%	\$126.79	71.72%	(\$4.39)	-3.35%
Florida One Parent	-	0.00%	0	-	\$-	0.00%	\$-	-
Transitional Child Care (BG5)	-	0.00%	0	-	\$0.00	0.00%	\$0.00	-
Work Force Development (BG3x)	-	0.00%	0	#DIV/0!	\$0.00	0.00%	\$0.00	-
CCEP (Purchasing Pool) (CCPP)	-	0.00%	0	-	\$0.00	0.00%	\$0.00	-
ARRA	-	0.00%	-	-	\$0.00	0.00%	\$0.00	-
Total	406	100%	6	1.50%	\$176.78	100%	(\$11.75)	-6.23%
Minus 2 Overlap	404							
GOLD SEAL	-	-	-	-	\$7.84	4.44%	(\$0.58)	-6.94%
BGCSD+BGCSO								
Age Break Down	All Eligible Clients-Paid				Dollars Paid by Age Category			
Type	Receiving % of Service	% of Total	Diff Prior Month	% Change Prior Month	Amount-\$	% of Total	Diff Prior Month	% Change Prior Month
Infant	63	14.79%	(6)	-8.70%	\$38.44	21.75%	(\$2.70)	-6.56%
Toddler	72	16.90%	2	2.86%	\$40.61	22.97%	\$0.87	2.18%
Three Year Old	68	15.96%	(7)	-9.33%	\$37.22	21.05%	(\$3.87)	-9.42%
Pre-School	74	17.37%	1	1.37%	\$29.94	16.93%	\$0.61	2.09%
<i>Sub-Total</i>	<i>277</i>	<i>65.02%</i>	<i>(10)</i>	<i>-3.48%</i>	<i>\$146.20</i>	<i>82.70%</i>	<i>(\$5.09)</i>	<i>-3.36%</i>
School Age: 6	27	6.34%	-1	-3.57%	\$6.62	3.75%	(\$0.64)	-8.84%
School Age: 7	26	6.10%	5	23.81%	\$5.68	3.22%	(\$0.74)	-11.56%
School Age: 8	22	5.16%	7	46.67%	\$3.58	2.03%	(\$0.27)	-7.04%
School Age: 5 - 8**	105	24.65%	3	2.94%	\$23.38	13.22%	(\$3.97)	-14.52%
School Age: 9 - 10	33	7.75%	4	13.79%	\$5.68	3.21%	(\$2.32)	-29.00%
School Age: 11 - 12	10	2.35%	4	66.67%	\$1.53	0.86%	(\$0.37)	-19.47%
School Age: Other Age	1	0.23%	1	-	\$0.00	0.00%	\$0.00	-
School Age Total	149	34.98%	12	8.76%	\$30.58	17.30%	(\$6.66)	-17.89%
Other	-	0.00%	-	-	\$-	0.00%	\$-	-
<i>Sub-Total</i>	<i>149</i>	<i>34.98%</i>	<i>12</i>	<i>8.76%</i>	<i>\$30.58</i>	<i>17.30%</i>	<i>(\$6.66)</i>	<i>-17.89%</i>
Total	426	100%	2	0.47%	\$176.78	100%	(\$11.75)	-6.23%
Minus 22 Overlap	404							

Children By Age Group



Children Paid by BG Group



Early Learning Coalition of Miami-Dade/Monroe

DCF Title V Slot Utilization Snapshot - Miami-Dade

October 2020

as of 11/24/2020


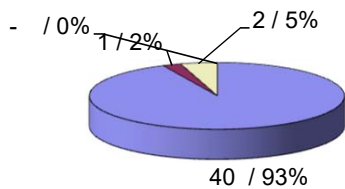
(all dollar amounts in thousands '000)

Children Served	Amount
Total actual paid - YTD	74
Total actual paid - October 2020	41
Net Slot Payment and Gold Seal Match (BG8 and CCEP)	\$ 17
	\$ -
Total cost (in thousands) (incl match)	\$ 19
Change month over month	
Total Net Increase(decrease) children	(3)
Monthly Activity	Amount
Beginning Census	44
NET Increase/(Decrease)	(3)
Total	41
Current Data	
Enrolled As of Nov 23 2020	26
Projected Paid for November (96% of enrolled)	25

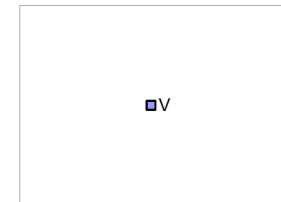
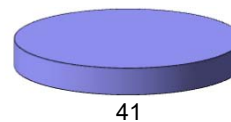
Eligibility Breakdown	Children Paid by Billing Group				Dollars Paid by Billing Group				
	Receiving Service	% of Total			Amount*	% of Total			
V	41	100.00%	(3)	-6.82%	\$18.95	100.00%	(\$3.26)	-14.66%	
Total	41	100%	(3)	-6.82%	\$18.95	100%	(\$3.26)	-14.66%	
Minus 0 Overlap	41								
GOLD SEAL					\$2.17	11.47%	(\$0.29)	-11.68%	
Age Break Down	All Eligible Clients-Paid				Dollars Paid by Age Category				
Type	Receiving Service	% of Total	Diff Prior Month	% Change Prior Month	Amount-\$	% of Total	Diff Prior Month	% Change Prior Month	
Infant	21	48.84%	1	5.00%	\$11.23	59.28%	(\$1.99)	-15.03%	
Toddler	12	27.91%	1	9.09%	\$5.76	30.39%	\$1.45	33.69%	
Three Year Old	2	4.65%	(3)	-60.00%	\$0.33	1.74%	(\$1.52)	-82.18%	
Pre-School	5	11.63%	(3)	-37.50%	\$0.95	5.00%	(\$1.18)	-55.44%	
	<i>Sub-Total</i>	<i>40</i>	<i>93.02%</i>	<i>(4)</i>	<i>9.09%</i>	<i>\$18.27</i>	<i>96.41%</i>	<i>(\$3.23)</i>	<i>-15.04%</i>
School Age: 6 yrs	0	0.00%	-	-	\$0.00	0.00%	\$0.00	-	
School Age: 7 yrs	1	2.33%	-	0.00%	\$0.31	1.65%	(\$0.02)	-6.31%	
School Age: 8 yrs	0	0.00%	-	-	\$0.00	0.00%	\$0.00	-	
Unduplicated School Age: 5 - 8 yrs**	1	2.33%	-	0.00%	\$0.31	1.65%	(\$0.02)	-6.31%	
School Age: 9 yrs and above	2	4.65%	-	0.00%	\$0.37	1.94%	\$0.00	0.00%	
School Age Total Includes 0 Overlap	3	6.98%	-	0.00%	\$0.68	3.59%	(\$0.02)	-2.99%	
School Age (Unduplicated)	3	6.98%	-	0.00%	\$0.68	3.59%	(\$0.02)	-2.99%	
Other	-	0.00%	0	-	\$0.00	0.00%	\$0.00	-	
	<i>Sub-Total</i>	<i>3</i>	<i>6.98%</i>	<i>-</i>	<i>0.00%</i>	<i>\$0.68</i>	<i>3.59%</i>	<i>(\$0.02)</i>	<i>-2.99%</i>
Total	43	100%	(4)	-8.51%	\$18.95	100%	(\$3.26)	-14.66%	
Minus 2 Overlap	41								

**There are 0 5-year-old within this count.

Children By Age Group



Children Paid by BG Group



Note: Legends with too small percentage are not shown on the pie chart.