



FINANCE COMMITTEE MEETING
July 30, 2020, 10:00 am
Zoom Meeting ID: 910 3507 8428

- | | | |
|------|--|-----------|
| I. | Welcome & Introductions | Bob Eadie |
| II. | Approval of Minutes | Bob Eadie |
| | A. Motion to approve minutes for May 2020 | |
| III. | Financial Statements | Bob Eadie |
| | A. School Readiness/VPK | |
| | B. Early Head Start | |
| | C. Reconciliation Project Snapshot | |
| IV. | Resolutions | Bob Eadie |
| | A. Resolution 07302020-01 Authorize the President and CEO to submit a request to and seek approval from, the Office of Head Start Region IV to modify the provision of services by allowing the Early Head Start program to offer a home-based option. | |
| | B. Resolution 07302020-02 Authorize the President and CEO to release a Request for Proposal for Professional Development Resources for Positive Adult/Child Interactions for Miami-Dade and Monroe Counties. | |
| | C. Resolution 07302020-03 Authorize the President and CEO to release a Request for Proposal for Comprehensive Cleaning Services. | |
| | D. Resolution 07302020-04 To approve the Early Learning Coalition's Additional Amendment to the Annual Budget for fiscal year 2019-2020. | |
| V. | Information Items | Bob Eadie |
| | A. Update on EFS Modernization | |
| | B. EHS Credit Card Report (no charges in June) | |
| | C. Slot Utilization | |
| | • Miami Dade County | |
| | • Monroe County | |
| | • Title V | |
| VI. | Public Comments | Bob Eadie |
| VII. | Meeting Adjourn | Bob Eadie |

Mission: To promote high-quality school readiness, voluntary pre-kindergarten and after school programs, thus increasing all children's chances of achieving future educational success and becoming productive members of society. The Coalition seeks to further the physical, social, emotional and intellectual needs of Miami-Dade and Monroe County children with a priority toward the ages before birth through age 5.



Finance Committee Meeting
May 28, 2020; 10:00 AM
Zoom Meeting ID: 978 5916 9822

Committee Attendees: Adrian Alfonso; Alex Soto Gilda Ferradaz; Chuck Mohr

Absent Committee: Bob Eadie

Staff Attendees: Evelio Torres; Alex Sanchez; Sandra Gonzalez; Angelo Parrino; Lisney Badillo; Lissandra Curbelo; Mercy Castiglione; Fiorella Altare-Christie; Jacqueline Olio; Jackye Russell; Belkis Torres; Ana Rodriguez

I. Welcome and Introductions **Adrian Alfonso**

- A. Alfonso called the meeting to order and welcomed everyone. Quorum was established.

II. Approval of Minutes **Adrian Alfonso**

- Motion to approve minutes by A. Soto.
- Motion seconded by G. Ferradaz.
- Motion unanimously passed.

III. Financial Statements **Bob Eadie**

- M. Castiglione reviewed the financials and stated that it was business as usual. Budget Variance is reflecting a surplus in school readiness and they have contacted OEL to request childcare provider bonuses. E. Torres stated that the ELC has already spent over half a million in PPE and will purchase additional items in the upcoming months. M. Castiglione stated that VPK is reflecting a slight surplus but this is in line with previous years.
- A. Parrino stated that the Early Head Start Program is also showing a slight deficit. There are several steps that have been taken to address this and it is now tracking in the right direction

IV. Resolutions **Bob Eadie**

- Resolution 052820020-01 Authorize the President and CEO to submit a School Readiness Plan Amendment to the Office of Early Learning for approval of new provider payment rates related to the provider rate increase approved by the Board of Directors.
 - Motion to approve the resolution G. Ferradaz.



- Motion seconded by A. Soto.
- Motion unanimously passed.

- Resolution 05282020-02 Approve and authorize the President and CEO to submit the Anti-Fraud Plan to the Office of Early Learning.

- Motion to approve the resolution A. Soto.
- Motion seconded by G. Ferradaz
- Motion unanimously passed.

V. Information Items

Bob Eadie

- A. Alfonso stated that there were no charges on the EHS credit card report.
- S. Gonzalez presented the snapshots and stated that there is no waitlist in Miami-Dade or Monroe County
- M. Castiglione reviewed the reconciliation snapshot and stated that 72% of providers have been reviewed and completed.

VI. Public Comment

Bob Eadie

VII. Adjourn

bob Eadie

Early Learning Coalition of Miami-Dade and Monroe Counties

Statement of Financial Position

(In thousands \$000)

	Unaudited As of 5/31/2020
Assets	
Cash & Cash Equivalents	1,484
Grants Receivable	41,524
VPK Prepayment	2,053
Property and Equipment, Net	357
Other Assets	258
 Total Assets	 \$ 45,677
Liabilities	
Accounts Payable	15,158
Advances Due to OEL & Other	24,910
VPK Prepayment	1,496
Accrued Expenses & Other Liabilities	2,820
 Total Liabilities	 44,383
Net Assets	
Unrestricted	706
Temporarily Restricted	587
Total Net Assets	1,294
 Total Liabilities and Net Assets	 \$ 45,677

Early Learning Coalition of Miami-Dade and Monroe Counties

Statement of Activities
(In thousands \$000)

	<u>Unrestricted</u>	<u>Temporarily Restricted</u>	<u>5/31/2020</u>
Support and revenues			
Grants	\$ 131	\$ 170,763	\$ 170,894
Contributions and Other	0	4	4
Net Assets Released from Restrictions	<u>170,720</u>	<u>(170,720)</u>	<u>0</u>
 Total Support and Revenues	 170,851	 46	 170,898
 Expenses			
Early Education Services	163,347		163,347
Administration	<u>7,373</u>		<u>7,373</u>
 Total Expenses	 <u>170,720</u>	 <u>0</u>	 <u>170,720</u>
 Change in Net Assets	 131	 46	 177
 Beginning Net Assets	 575	 541	 1,116
 Ending Net Assets	 <u><u>\$ 706</u></u>	 <u><u>\$ 587</u></u>	 <u><u>\$ 1,294</u></u>

Early Learning Coalition of Miami-Dade and Monroe Counties
Statement of Functional Expenses
(In thousands \$000)

	<u>Early Education Services</u>	<u>Administration</u>	<u>Preliminary YTD 5/31/2020</u>
Expenses:			
Payroll & Employee Benefits	13,297	4,646	17,943
Direct Child Care Services	145,261	0	145,261
Contracted Services-Subrecipients	1,554	134	1,688
Dues & Subscriptions	5	5	10
Occupancy Costs	1,860	583	2,443
Telephone & Communications	203	287	491
Equipment Repair & Maintenance	2	4	6
Postage & Freight	3	27	30
Printing	58	8	66
Professional Fees	116	847	963
Travel & Transportation Expenses	96	41	137
Program Supplies	638	26	664
Meetings & Conferences	23	14	37
Insurance-General & Liability	100	9	109
Office	0	716	716
Other Administrative Costs	129	28	157
Total Expenses	\$ 163,347	7,373	170,720

Early Learning Coalition of Miami-Dade and Monroe Counties
Statement of Cash Flows
(In thousands \$000)

	Preliminary YTD 5/31/2020
Cash Flows From Operating Activities	
Change In Net Assets	177
Adjustments to reconcile change in net cash provided by	
Depreciation Expense	0
(Increase) Decrease in Assets:	
Grants Receivables	(35,181)
Other Assets	(155)
VPK Prepayment	(2,053)
Increase (Decrease) in Liabilities:	
Accounts Payable-Vendors	(2,257)
Other Accrued Expenses & Other Payables	1,885
Advances Due to OEL	26,080
Advances Due to Other Grantors	(994)
Deferred Revenues	0
Total Adjustments	(12,676)
Net Cash Flows From Operating Activities	(12,499)
Cash Flows from Investing Activities:	
Purchase of furniture and equipment	
Net Cash Flows From Investing Activities	
Change in Cash	(12,499)
Cash - Beginning of Period	13,983
Cash Balance End of Period	\$ 1,484



BUDGET VARIANCE

May
2020

In 000'S

School Readiness					
Category	Budget	Current Month Actual	Current Year Actual	% Budget Remaining	Target % Budget Remaining
REVENUE					
State of Florida	138,159	12,417	101,014	26.89%	8.33%
EXPENDITURES					
Salary and Fringe	15,855	1,031	13,651	13.90%	
Child Care Services	110,501	9,473	81,371	26.36%	
Contractual Services	3,204	884	2,308	27.98%	
Occupancy	2,585	962	2,533	1.99%	
Travel/Conf/Dev	228		122	46.48%	
Program Activity	5,024	2	488	90.30%	
IT	436	112	430	1.54%	
Other	326	2	235	28.05%	
TOTAL EXP	138,159	12,467	101,137	26.80%	8.33%

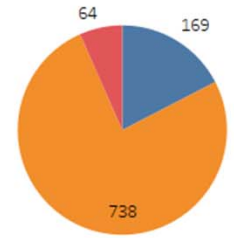
VPK					
Category	Budget	Current Month Actual	Current Year Actual	% Budget Remaining	Target % Budget Remaining
REVENUE					
State of Florida	55,987	4,334	48,293	13.74%	8.33%
EXPENDITURES					
Salary and Fringe	1,437	236	872	39.35%	
Child Care Services	53,834	3,981	46,816	13.04%	
Contractual Services	71	11	41	42.46%	
Occupancy	124	79	155	-25.70%	
Travel/Conf/Dev	13		6	56.02%	
Program Activity	372		15	95.92%	
IT	64	28	45	29.86%	
Other	73	1	351	-383.72%	
TOTAL EXP	55,987	4,336	48,301	13.73%	8.33%

EARLY HEAD START					
Category	Budget	Current Month Actual	Current Year Actual	% Budget Remaining	Target % Budget Remaining
REVENUE					
Office of Head Start	10,211	911	9,867	3.37%	8.33%
EXPENDITURES					
Salary and Fringe	3,186	216	2,809	11.83%	
Child Care Services	6,042	556	6,078	-0.59%	
Contractual Services	409	9	213	47.83%	
Occupancy	167	91	386	-130.74%	
Travel/Conf/Dev	90	6	127	-41.90%	
Program Activity	110	5	139	-26.24%	
IT	6	27	21	-280.09%	
Other	203	1	95	53.21%	
TOTAL EXP	10,211	911	9,867	3.37%	8.33%

TCT and OTHER					
Category	Budget	Current Month Actual	Current Year Actual	% Budget Remaining	Target % Budget Remaining
REVENUE					
The Children's Trust	13,230	1,490	11,343	14.27%	
Other	260	8	284	-9.28%	
Refugee	883		747	15.41%	
Teen Parent	545			100.00%	
	14,918	1,498	12,374	17.06%	8.33%
EXPENDITURES					
Salary and Fringe	2,078	18	471	77.33%	
Child Care Services	11,538	1,335	11,306	2.01%	
Contractual Services	517		89	82.79%	
Occupancy	60	3	51	14.34%	
Travel/Conf/Dev	101		9	91.29%	
Program Activity	573		78	86.42%	
IT	31	2	48	-54.12%	
Other	20	1	13	35.46%	
TOTAL EXP	14,918	1,359	12,065	19.13%	8.33%
NET		139	309		

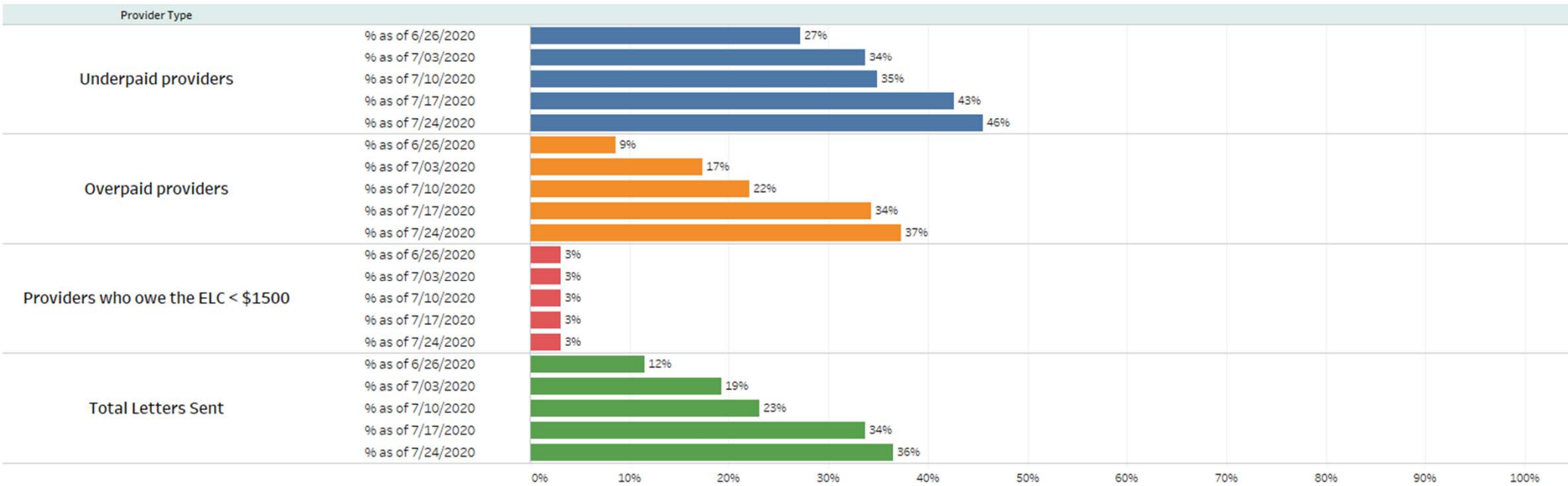
TOTAL	Budget	Current Month Actual	Current Year Actual	% Budget Remaining	Target % Budget Remaining
REVENUE					
State of Florida	194,147	16,752	149,306	23.10%	
Office of Head Start	10,211	911	9,867	3.37%	
The Children's Trust	13,230	1,490	11,343	14.27%	
Other	260	8	284	-9.28%	
Refugee	883		747	15.41%	
Teen Parent	545			100.00%	
TOTAL REVENUE	219,276	19,160	171,547	21.77%	8.33%
EXPENDITURES					
Salary and Fringe	22,556	1,501	17,802	21.08%	
Child Care Services	181,915	15,345	145,572	19.98%	
Contractual Services	4,201	904	2,651	36.90%	
Occupancy	2,936	1,135	3,126	-6.48%	
Travel/Conf/Dev	431	6	263	38.85%	
Program Activity	6,079	8	719	88.17%	
IT	537	170	543	-1.19%	
Other	622	4	694	-11.62%	
TOTAL EXP	219,276	19,073	171,370	21.85%	8.33%
NET		87	177		

2018- 2019 Provider Reconciliations Snapshot 7/24/2020



Total
■ Underpaid providers
■ Overpaid providers
■ Providers who owe the ELC < \$1500

Provider Type	Total Providers	Complete as of 6/12/2020	Complete as of 6/19/2020	Complete as of 6/26/2020	Complete as of 7/03/2020	Complete as of 7/10/2020	Complete as of 7/17/2020	Complete as of 7/24/2020	Remaining as of 7/24/2020
Underpaid providers	169	2	4	46	57	59	72	77	92
Overpaid providers	738	10	13	64	128	163	253	275	463
Providers who owe the ELC < \$1500	64	0	0	2	2	2	2	2	62
Total Letters Sent	971	12	17	112	187	224	327	354	617





Early Learning Coalition Finance Committee Meeting

July 30, 2020

Resolution: 07302020-01

Action Requested: Authorize the President and CEO to submit a request to and seek approval from, the Office of Head Start Region IV to modify the provision of services by allowing the Early Head Start program to offer a home-based option.

Fiscal Impact: None.

Funding Source: U.S. Department of Health and Human Services, Administration for Children and Families.

Strategic Goal:

- Neediest Children**
- Youngest Children**
- Educate All**

- Providers**
- Internal Capacity**
- Funding**

RESOLUTION: 07302020-01

AUTHORIZE THE PRESIDENT AND CEO TO SUBMIT A REQUEST TO AND SEEK APPROVAL FROM, THE OFFICE OF HEAD START REGION IV TO MODIFY THE PROVISION OF SERVICES BY ALLOWING THE EARLY HEAD START PROGRAM TO OFFER A HOME-BASED OPTION.

WHEREAS, the Finance Committee has been apprised of the program goals through the attached narrative, hereby incorporated by reference, and the Finance Committee is in agreement with the goals described therein;

WHEREAS, the Finance Committee recommends approving this action;

NOW, THEREFORE, be it resolved that the Finance Committee shall present this action to the Board of the Early Learning Coalition of Miami-Dade/Monroe, Inc. (the "Board"), and shall recommend that the Board approve this action at the next meeting of the Board.

Background:

On May 1, 2019 the Early Learning Coalition of Miami-Dade/Monroe, Inc. (ELC) Early Head Start program submitted the baseline grant application for a five-year project period (August 1, 2019 – July 31, 2024) to the Office of Head Start Region IV. The grant application specified services being delivered through a center-based option.

On March 18, 2020 the nation began to experience closure due to a world-wide pandemic. During the subsequent 2½ weeks (by March 30, 2020), a total of 71% of the Early Head Start centers closed their doors and began offering services virtually. Approximately, 26% of the centers remained closed for 1 month, another 26% remained closed for at least two months, and 19% remained closed for three or more months. The closure has had a tremendous financial impact on childcare businesses. As centers start to reopen, the average attendance has been about half the number of children enrolled in the center, with the lowest being 12%. It can be assumed that private pay attendance has been similar or lower. Without all of the expected revenues, childcare centers may experience financial hardship which in worst case scenario may force an owner out of business.

The Early Head Start program is proposing to modify the delivery of services by offering owners the option to stay in business through a home-based option with Early Head Start. The home-based option delivers the full range of comprehensive services consistent with the Head Start Program Performance Standards through visits with the child's parents, primarily in the child's home and through group socializations opportunities in a classroom. This would reduce overhead costs, such as rent and utilities, while still continuing to offer Early Head Start services to families, and ensuring continuity of care and primary caregiving between teachers and children remain uninterrupted.

In order to submit a request to the Office of Head Start Region IV to modify the provision of services by allowing the Early Head Start program to offer a home-based option, Board approval is required.



Early Learning Coalition Finance Committee Meeting

July 30, 2020

Resolution: 07302020-02

Action Requested: Authorize the President and CEO to release a Request for Proposal for Professional Development Resources for Positive Adult/Child Interactions for Miami-Dade and Monroe Counties.

Fiscal Impact: An approximate amount of \$135,000.00 per fiscal year, which is subject to the availability of funding.

Funding Source: U.S Department of Health and Human Services, Administration for Children and Families, Department of Education Office of Early Learning Miami-Dade and Monroe (School Readiness Services, Voluntary Prekindergarten Services), and The Children’s Trust.

Strategic Goal:

<input checked="" type="checkbox"/> Neediest Children	<input checked="" type="checkbox"/> Providers
<input checked="" type="checkbox"/> Youngest Children	<input type="checkbox"/> Internal Capacity
<input checked="" type="checkbox"/> Educate All	<input type="checkbox"/> Funding

RESOLUTION: 07302020-02

AUTHORIZE THE PRESIDENT AND CEO TO RELEASE A REQUEST FOR PROPOSAL FOR PROFESSIONAL DEVELOPMENT RESOURCES FOR POSITIVE ADULT/CHILD INTERACTIONS FOR MIAMI-DADE AND MONROE COUNTIES.

WHEREAS, the Finance Committee has been apprised of the program goals through the attached narrative, hereby incorporated by reference, and the Finance Committee is in agreement with the goals described therein;

WHEREAS, the Finance Committee recommends approving this action;

NOW, THEREFORE, be it resolved that the Finance Committee shall present this action to the Board of the Early Learning Coalition of Miami-Dade/Monroe, Inc. (the “Board”), and shall recommend that the Board approve this action at the next meeting of the Board.

Background:

On August 25, 2017, The Early Learning Coalition of Miami-Dade/Monroe, Inc. (ELC) released a Request for Proposal for Professional Development & Resources for Positive Adult/Child Interactions. On December 4, 2017, Teachstone Training, LLC. was awarded the contract for a term of three years. In order to ensure continuity of services, the ELC is requesting to release a Request for Proposal for Professional Development & Resources for Positive Adult/Child Interactions for Miami-Dade and Monroe Counties.

The vendor will provide each teacher individualized strategies for improving the quality of adult-child interaction and raising Classroom Assessment Scoring System (CLASS) scores. This will also include training, training materials, and any other products or services offered by this vendor. Due to Coronavirus 2019, services including on-site trainings are subject to change.



Early Learning Coalition Finance Committee Meeting

July 30, 2020

Resolution: 07302020-03

Action Requested: Authorize the President and CEO to release a Request for Proposal for Comprehensive Cleaning Services.

Fiscal Impact: The contract is for an approximate amount of \$200,000.00 per fiscal year, which is subject to the availability of funding.

Funding Source: APOOL*

Strategic Goal:

<input type="checkbox"/> Neediest Children	<input checked="" type="checkbox"/> Providers
<input type="checkbox"/> Youngest Children	<input checked="" type="checkbox"/> Internal Capacity
<input type="checkbox"/> Educate All	<input type="checkbox"/> Funding

RESOLUTION: 07302020-03

AUTHORIZE THE PRESIDENT AND CEO TO RELEASE A REQUEST FOR PROPOSAL FOR COMPREHENSIVE CLEANING SERVICES.

WHEREAS, the Finance Committee has been apprised of the program goals through the attached narrative, hereby incorporated by reference, and the Finance Committee is in agreement with the goals described therein;

WHEREAS, the Finance Committee recommends approving this action;

NOW, THEREFORE, be it resolved that the Finance Committee shall present this action to the Board of the Early Learning Coalition of Miami-Dade/Monroe, Inc. (the "Board"), and shall recommend that the Board approve this action at the next meeting of the Board.

*APOOL (Specific Funding Sources): Department of Health and Human Services, Administration for Children and Families, Florida Department of Children and Families, Department of Education Office of Early Learning Miami-Dade and Monroe (School Readiness Services, Voluntary Prekindergarten Services), Ocean Reef Community Foundation, University of Florida, Lastinger Center for Learning, Monroe County School District, Teen Parent Program, The Children's Trust.

Background:

On August 25, 2017, The Early Learning Coalition of Miami-Dade/Monroe, Inc. (ELC) released a Request for Proposal for Cleaning/Janitorial Services. On December 4, 2017, Miami Janitorial Supplies, Inc. was awarded the contract for a term of three years.

The ELC has grown in the scope of services provided to the community. The Early Learning Coalition has service centers in the North, Central and South Miami-Dade area. The service centers provide services to the public including School Readiness eligibility services, technical assistance for parents and providers, as well as other related services. Due to the Coronavirus 2019, the expenditures for janitorial services have increased.

In order to ensure continuity of services, the ELC is requesting a release of a Request for Proposal for Comprehensive Cleaning Services for multiple locations across Miami-Dade and Monroe Counties on an as needed basis.

Centers	Address
Headquarter	2555 Ponce de Leon Blvd, Suite 210, Coral Gables FL 33134
Central Service Center	3250 SW 3rd Ave First Floor, Miami FL 33129
Central 2nd Floor QC/Assessment	3250 SW 3 rd Ave, Suite 200, Miami FL 33129
South Call Center	18901 SW 106th Ave, Suite A234-235, Cutler Bay FL 33157
South Service Center Location	18951 SW 106th Ave Suite B206 to 210 (208 main entrance) Cutler Bay FL 33157
South Location	18901 SW 106 Ave Unit #231 Miami FL 33157
South Location II	18901 SW 106 Ave Unit #A-210 Miami FL 33157
South Location III	18901 SW 106 Ave Unit #A-246 Miami FL 33157
South Rede-Permanent Location	18901 SW 106 Ave Unit #B-203, 204, 205 Miami FL 33157
North Office	15100 NW 67 th Ave, Suite 207, Miami Lakes, FL 33014
EHS Permanent Location	Edison Marketplace 6251 NW 7th Avenue Miami, FL 33150
Warehouse	1819 NW 79 Ave, Doral FL 33126
Key Largo	103400 Overseas Highways, Suite 112, Key Largo FL 33037
Marathon	5800 Overseas Hwy, Marathon, FL 33050
Key West	1111 12th street, suite 206, Key West FL 33040
Satellite Locations Citrus Hialeah	551 West 51th place 2nd floor, Hialeah FL 33012
MDCPS- Neighborhood Resource Center	7900 NW 27th Ave Suite # F9, Miami FL 33147
Sant La, Haitian Neighborhood Center, Inc.	5000 Biscayne Blvd Suite #110 Miami FL 33137
Sant La, South Hub	900 NE 23 Avenue, Homestead FL 33033



Early Learning Coalition Finance Committee Meeting

July 30, 2020

Resolution: 07302020-04

Action Requested: To approve the Early Learning Coalition’s Additional Amendment to the Annual Budget for fiscal year 2019-2020.

Fiscal Impact: Net increase of \$6,432,351.00 to the Initial Budget for a new total budget of \$225,902,465.00.

Funding Source: Department of Health and Human Services, Administration for Children and Families, Florida Department of Children and Families, Department of Education Office of Early Learning Miami-Dade and Monroe (School Readiness Services, Voluntary Prekindergarten Services), Save the Children Federation, Inc., University of Florida, Lastinger Center for Learning, Ocean Reef Community Foundation, The School Board of Miami-Dade County, Florida, Teenage Parent Program, Monroe County School District, Teen Parent Program, The Children’s Trust.

Strategic Goal:

<input type="checkbox"/> Neediest Children	<input type="checkbox"/> Providers
<input type="checkbox"/> Youngest Children	<input type="checkbox"/> Internal Capacity
<input type="checkbox"/> Educate All	<input checked="" type="checkbox"/> Funding

RESOLUTION: 07302020-04

TO APPROVE THE EARLY LEARNING COALITION’S ADDITIONAL AMENDMENT TO THE ANNUAL BUDGET FOR FISCAL YEAR 2019-2020.

WHEREAS, the Finance Committee has been apprised of the program goals through the attached narrative, hereby incorporated by reference, and the Finance Committee is in agreement with the goals described therein;

WHEREAS, the Finance Committee recommends approving this action;

NOW, THEREFORE, be it resolved that the Finance Committee shall present this action to the Board of the Early Learning Coalition of Miami-Dade/Monroe, Inc. (the “Board”), and shall recommend that the Board approve this action at the next meeting of the Board.

Background:

The Early Learning Coalition’s fiscal year began July 1, 2019. Please see the additional amendment to the approved annual budget for fiscal year 2019-2020 below.

	School Readiness (SR)	Voluntary Prekindergarten Education Program (VPE)	Early Head Start	The Children's Trust	Other	Total	Change	Descriptions
6/30/2020	\$145,707,736	\$54,212,176	\$10,870,413	\$11,230,000	\$1,882,140	\$225,902,465	\$10,666,426	Additional Revenue: Provider Grant Allocation \$10.38 million, Reimburse \$27,600.00, Early Head Start Coronavirus Disease 2019 \$458,000.00 Obligation: Voluntary Prekindergarten Education (\$275,000.00)
6/12/2020	\$135,425,416	\$54,467,176	\$10,211,307	\$11,230,000	\$1,882,140	\$215,236,039	\$5,765,925	Additional Revenue: School Readiness Parent Fees (\$1.7 million), Misc Grants \$1.6 million and Early Act \$2.8 million Obligation: Voluntary Prekindergarten Education (\$1.2) million
6/1/2020	\$128,159,491	\$55,987,176	\$10,211,307	\$11,230,000	\$1,882,140	\$209,470,114	(\$10,000,000)	Obligation: \$10 million
9/30/2019	\$138,159,401	\$55,987,176	\$10,211,307	\$11,230,000	\$1,882,140	\$220,470,114		Additional Revenue compared to Projected Budget: School Readiness \$13.7 million, Early Head Start \$412,000.00 Decrease compared to Projected Budget: The Children's Trust \$550,000.00, Voluntary Prekindergarten Education \$561,000.00
						Total:	\$6,432,351	Budget Increase as of 6/18/2020

Early Learning Coalition of Miami-Dade/Monroe

School Readiness Slot Utilization Snapshot - Miami-Dade

June 2020

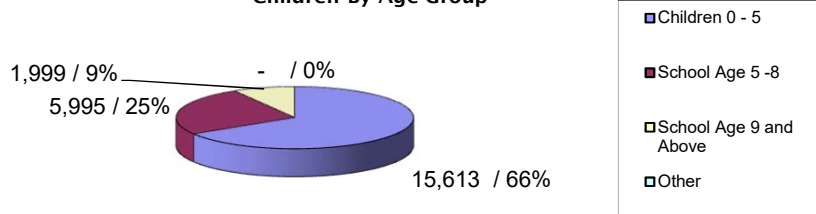
as of 7/23/2020

(all dollar amounts in thousands '000)

Children Served	Amount
Total actual paid - YTD	28,165
Total actual paid - June 2020	22,625
Net Slot Payment and Gold Seal Match (BG8 and CCEP)	\$ 9,580
Total cost (in thousands) (incl match)	\$ -
	<u>\$ 10,647</u>
Change month over month	
Total Net Increase(decrease) children	1,191
Monthly Activity	
	Amount
Beginning Census	21,434
NET Increase/(Decrease)	<u>1,191</u>
Total	22,625
Current Data	
Enrolled As of Jul 23, 2020	20,692
Projected Paid for Jul (96% of enrolled)	19,864
SR applications in the Queue	
Ages 0-5	52
Ages 6-9	7
Ages 10-13	-
VPK Enrolled As of Jul 23, 2020	
Regular	1,786
Summer	112
SISP	
VPK Total Actual Paid - June 2020	
SISP	14
Regular	10,543
Summer	106
VPK Total Actual Paid - YTD	
SISP	55
Regular	22,114
Summer	420

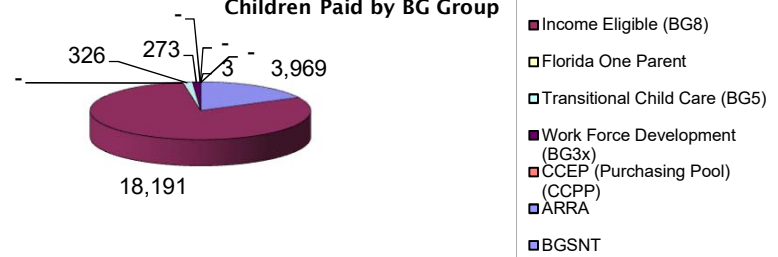
Eligibility Breakdown	Children Paid by Billing Group		Dollars Paid by Billing Group	
	Receiving Service	% of Total	Amount*	% of Total
AT Risk (BG1)	3,969	17.44%	\$1,741.50	16.36%
Income Eligible (BG8)	18,191	79.92%	\$8,645.47	81.20%
Florida One Parent	-	0.00%	\$ -	0.00%
Transitional Child Care (BG5)	326	1.43%	\$148.05	1.39%
Work Force Development (BG3x)	273	1.20%	\$111.60	1.05%
CCEP (Purchasing Pool) (CCPP)	3	0.01%	\$0.03	0.00%
ARRA	-	0.00%	\$ -	0.00%
BGSNT	-	0.00%	\$ -	0.00%
BGCSD&BGCSO	-	0.00%	\$0.00	0.00%
Total	22,762	100%	\$10,646.64	100%
Minus 137 Overlap	22,625			
GOLD SEAL			\$1,066.79	10.02%
	-	-	\$ -	-
	-	-	\$ -	-
Age Break Down	All Eligible Clients-Paid		Dollars Paid by Age Category	
Type	Receiving Service	% of Total	Amount-\$	% of Total
Infant	2,756	12.18%	\$1,463.88	13.75%
Toddler	2,878	12.72%	\$1,463.86	13.75%
Three Year Old	3,611	15.96%	\$1,746.91	16.41%
Pre-School	6,368	28.15%	\$3,034.48	28.50%
<i>Sub-Total</i>	15,613	69.01%	\$7,709.14	72.41%
School Age: 6 yrs	2,185	14.86%	\$814.63	7.65%
School Age: 7 yrs	1,765	12.00%	\$651.04	6.11%
School Age: 8 yrs	1,453	9.88%	\$521.96	4.90%
Unduplicated School Age: 5 - 8 yrs**	5,995	40.87%	\$2,230.50	20.95%
School Age: 9 yrs and above	1,999	13.63%	\$707.00	6.64%
School Age (Duplicated)	18	0.12%	\$0.00	0.00%
School Age (Unduplicated)	7,976	35.25%	\$2,937.50	27.59%
Other	-	0.00%	\$0.00	0.00%
<i>Sub-Total</i>	7,976	35.25%	\$2,937.50	27.59%
Total	22,625	104%	\$10,646.64	100%

Children By Age Group



**There are 630 5-year-old within this count.

Children Paid by BG Group



Note: Legends with too small percentage are not shown on the pie chart.

Early Learning Coalition of Miami-Dade/Monroe

School Readiness Slot Utilization Snapshot - Monroe

June 2020

as of 7/23/2020

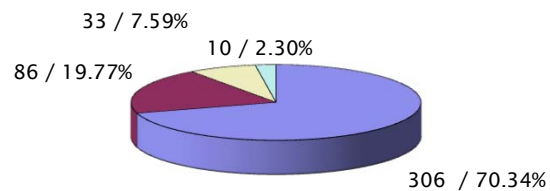
(all dollar amounts in thousands '000)

Children Served	Amount
Total actual paid - June 2020	410
Net Slot Payment and Gold Seal	\$ 189
Match (BG8 and CCEP)	\$ -
Total cost (in thousands) (incl match)	\$ 197
Change month over month	
Total Net Increase(decrease) children	6
Monthly Activity	Amount
Beginning Census	404
Net Increase/(Decrease)	6
Total	410

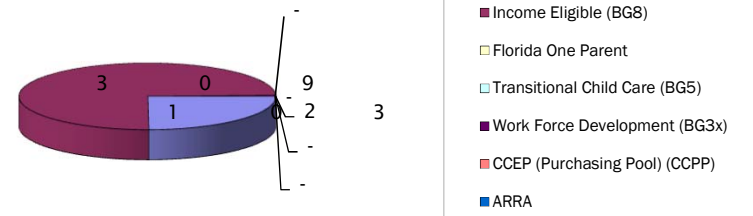
Current Data	
Enrolled As of Jul 23, 2020	360
Projected Paid for Jul (96% of enrolled)	346
SR applications in the Queue	
Ages 0-5	0
Ages 6-9	0
Ages 10-13	0
VPK Enrolled as of Jul 23, 2020	1
VPK Total Actual Paid - June 2020	18

Eligibility Breakdown	Children Paid by Billing Group		Dollars Paid by Billing Group	
	Receiving % of Service	% of Total	Amount	% of Total
Type				
AT Risk (BG1)	103	24.88%	\$43.83	22.23%
Income Eligible (BG8)	309	74.64%	\$152.12	77.15%
Florida One Parent	-	0.00%	\$ -	0.00%
Transitional Child Care (BG5)	-	0.00%	\$0.00	0.00%
Work Force Development (BG3x)	2	0.48%	\$1.23	0.62%
CCEP (Purchasing Pool) (CCPP)	-	0.00%	\$0.00	0.00%
ARRA	-	0.00%	\$0.00	0.00%
Total	414	100%	\$197.18	100%
Minus 4 Overlap	410			
GOLD SEAL	-	-	\$8.54	4.33%
BGCSD+BGCSSO	-	0.00%	-	0.00%
Age Break Down	All Eligible Clients-Paid		Dollars Paid by Age Category	
Type	Receiving % of Service	% of Total	Amount-\$	% of Total
Infant	58	13.33%	\$32.68	16.57%
Toddler	69	15.86%	\$37.01	18.77%
Three Year Old	72	16.55%	\$34.26	17.37%
Pre-School	107	24.60%	\$48.86	24.78%
<i>Sub-Total</i>	<i>306</i>	<i>70.34%</i>	<i>\$152.81</i>	<i>77.50%</i>
School Age: 6	32	7.36%	\$11.86	6.01%
School Age: 7	30	6.90%	\$9.94	5.04%
School Age: 8	17	3.91%	\$6.24	3.16%
School Age: 5 - 8**	86	19.77%	\$30.18	15.31%
School Age: 9 - 10	33	7.59%	\$11.01	5.59%
School Age: 11 - 12	10	2.30%	\$3.18	1.61%
School Age: Other Age	0	0.00%	\$0.00	0.00%
School Age Total	129	29.66%	\$44.37	22.50%
Other	-	0.00%	\$ -	0.00%
<i>Sub-Total</i>	<i>129</i>	<i>29.66%</i>	<i>\$44.37</i>	<i>22.50%</i>
Total	435	100%	\$197.18	100%
Minus 25 Overlap	410			

Children By Age Group



Children Paid by BG Group



Early Learning Coalition of Miami-Dade/Monroe

DCF Title V Slot Utilization Snapshot - Miami-Dade

June 2020

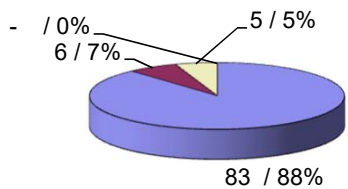
as of 7/23/2020

(all dollar amounts in thousands '000)


Children Served	Amount
Total actual paid - YTD	281
Total actual paid - June 2020	88
Net Slot Payment and Gold Seal Match (BG8 and CCEP)	\$ 36
	\$ -
Total cost (in thousands) (incl match)	<u>\$ 40</u>
Change month over month	
Total Net Increase(decrease) children	(21)
Monthly Activity	
	Amount
Beginning Census	109
NET Increase/(Decrease)	(21)
Total	88
Current Data	
Enrolled As of Jul 23, 2020	53
Projected Paid for Jul (96% of enrolled)	51

Eligibility Breakdown	Children Paid by Billing Group		Dollars Paid by Billing Group	
	Receiving Service	% of Total	Amount*	% of Total
Type				
V	88	100.00%	\$40.33	100.00%
Total	88	100%	\$40.33	100%
Minus 0 Overlap	88			
GOLD SEAL			\$3.87	9.59%
	-		\$ -	
			\$ -	-
Age Break Down	All Eligible Clients-Paid		Dollars Paid by Age Category	
Type	Receiving Service	% of Total	Amount-\$	% of Total
Infant	40	42.55%	\$19.47	48.28%
Toddler	26	27.66%	\$12.88	31.93%
Three Year Old	10	10.64%	\$4.24	10.51%
Pre-School	7	7.45%	\$2.16	5.36%
<i>Sub-Total</i>	83	88.30%	\$38.75	96.08%
School Age: 6 yrs	4	4.26%	\$0.81	2.00%
School Age: 7 yrs	1	1.06%	\$0.02	0.06%
School Age: 8 yrs	1	1.06%	\$0.02	0.06%
Unduplicated School Age: 5 - 8 yrs**	6	6.38%	\$0.85	2.12%
School Age: 9 yrs and above	5	5.32%	\$0.73	1.81%
School Age Total Includes 0 Overlap	11	11.70%	\$1.58	3.92%
School Age (Unduplicated)	11	11.70%	\$1.58	3.92%
Other	-	0.00%	\$0.00	0.00%
<i>Sub-Total</i>	11	11.70%	\$1.58	3.92%
Total	94	100%	\$40.33	100%
Minus 6 Overlap	88			

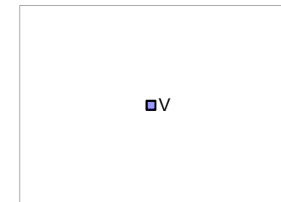
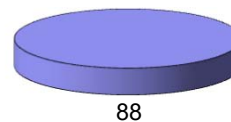
Children By Age Group



**There are 0 5-year-old within this count.



Children Paid by BG Group



Note: Legends with too small percentage are not shown on the pie chart.