



**Finance Committee Meeting  
September 2, 2021, 10:00 am  
Zoom Meeting ID: 979 5882 6499  
Passcode: 998775**

- |      |  |                 |
|------|--|-----------------|
| I.   | Welcome & Introductions                        | Loreen Chant    |
| II.  | Approval of Minutes                            | Loreen Chant    |
|      | A. Motion to approve minutes for July 29, 2021 |                 |
| III. | Financial Statements                           | Loreen Chant    |
|      | A. School Readiness/VPK                        |                 |
|      | B. Early Head Start                            |                 |
| IV.  | Information Items                              | Loreen Chant    |
|      | A. Slot Utilization                            | Sandra Gonzalez |
|      | • Miami Dade County                            |                 |
|      | • Monroe County                                |                 |
|      | • Title V                                      |                 |
|      | B. EHS Credit Card Report (no charges)         |                 |
|      | C. Cybersecurity Update                        | Dr. Fred Hicks  |
| V.   | Public Comments                                | Loreen Chant    |
| VI.  | Meeting Adjourn                                | Loreen Chant    |

Mission: To promote high-quality school readiness, voluntary pre-kindergarten and after school programs, thus increasing all children's chances of achieving future educational success and becoming productive members of society. The Coalition seeks to further the physical, social, emotional and intellectual needs of Miami-Dade and Monroe County children with a priority toward the ages before birth through age 5.





Finance Committee Meeting  
July 29, 2021; 10:00 AM  
Zoom Meeting ID: 989 7902 9937  
Passcode: ELC0721

**Committee Attendees:** Loreen Chant; Chuck Mohr; Daniel Armstrong; Matthew Bruno;

**Absent Committee:** Alex Soto

**Other Board Attendees:**

**Staff Attendees:** Evelio Torres; Alex Sanchez; Sandra Gonzalez; Victor Caballero; Fred Hicks; Angelo Parrino; Ana Rodriguez; Lissandra Curbelo; Mercy Castiglione; Jackye Russell; Belkis Torres; Jacqueline Olio; Pam Hollingsworth; Fiorella A. Christie; Ileana Vallejo; Lisney Badillo

**I. Welcome and Introductions**

**Loreen Chant**

- L. Chant called the meeting to order and welcomed everyone. Quorum was established.

**II. Approval of Minutes**

**Loreen Chant**

- Motion to approve minutes by M. Bruno.
- Motion seconded by C. Mohr.
- Motion unanimously passed.

**III. Financial Statements**

**Loreen Chant**

- M. Castiglione stated that the financials are in good order. While the School Readiness budget continues to reflect a surplus, bonus payments to the providers will start going out and will eliminate the surplus and allow for School Readiness to close out the fiscal year with a balanced budget.
- M. Castiglione stated there is also a surplus reflected in the Voluntary Prekindergarten budget. This is not unique to Miami-Dade/Monroe, but is seen state-wide as a result of low enrollment in the program for the entire year.

**IV. Resolutions**

**Loreen Chant**



- Resolution 07292021-01 Authorize the President and CEO to execute an amendment as outlined in the background with The Children’s Trust and receive additional funds once the amendment is approved.
  - Motion to approve the resolution M. Bruno.
  - Motion seconded by D. Armstrong.
  - Motion unanimously passed.
  
- Resolution 07292021-02 Authorize the President and CEO to submit a School Readiness Plan amendment to the Division of Early Learning for approval of changes to the Coalition’s bylaws.
  - Motion to approve the resolution D. Armstrong.
  - Motion seconded by C. Mohr.
  - Motion unanimously passed.

**V. Information Items**

**Loreen Chant**

- S. Gonzalez presented and reviewed the snapshots and there is no waitlist in Miami-Dade or Monroe County. S. Gonzalez stated that children are being brought weekly in Miami-Dade and daily in Monroe.
- The Early Head Start credit card reports for May and June were reviewed and noted that there were travel expenses for the staff who attended various out-of-town training sessions.
- F. Hicks gave an update on Cybersecurity.

**VI. Public Comment**

**Loreen Chant**

**VII. Adjourn**

**Loreen Chant**

Early Learning Coalition of Miami-Dade and Monroe Counties

Statement of Financial Position

(In thousands \$000)

	<b>Unaudited As of 7/31/2021</b>
<b>Assets</b>	
Cash & Cash Equivalents	11,521
Grants Receivable	34,585
VPK Prepayment	0
Property and Equipment, Net	452
Other Assets	155
Total Assets	<b>\$ 46,714</b>
<b>Liabilities</b>	
Accounts Payable	17,875
Advances Due to OEL & Other	25,545
VPK Prepayment	0
Accrued Expenses & Other Liabilities	1,213
Total Liabilities	<b>44,632</b>
<b>Net Assets</b>	
Unrestricted	1,640
Temporarily Restricted	442
Total Net Assets	<b>2,082</b>
Total Liabilities and Net Assets	<b>\$ 46,714</b>

Early Learning Coalition of Miami-Dade and Monroe Counties

Statement of Activities  
(In thousands \$000)

	<u>Unrestricted</u>	<u>Temporarily Restricted</u>	<u>7/31/2021</u>
<b>Support and revenues</b>			
Grants	\$ 0	\$ 11,726	\$ 11,726
Contributions and Other	0	0	0
Net Assets Released from Restrictions	<u>11,726</u>	<u>(11,726)</u>	<u>0</u>
Total Support and Revenues	11,726	0	11,726
<b>Expenses</b>			
Early Education Services	11,260		11,260
Administration	<u>465</u>		<u>465</u>
Total Expenses	<u>11,726</u>	<u>0</u>	<u>11,726</u>
<b>Change in Net Assets</b>	0	0	0
<b>Beginning Net Assets</b>	1,640	442	2,082
<b>Ending Net Assets</b>	<u>\$ <u>1,640</u></u>	<u>\$ <u>442</u></u>	<u>\$ <u>2,082</u></u>

**Early Learning Coalition of Miami-Dade and Monroe Counties**  
**Statement of Functional Expenses**  
*(In thousands \$000)*

	<u>Early Education Services</u>	<u>Administration</u>	<u>Preliminary YTD 7/31/2021</u>
<b>Expenses:</b>			
Payroll & Employee Benefits	789	247	1,036
Direct Child Care Services	10,103	0	10,103
Contracted Services-Subrecipients	75	0	75
Dues & Subscriptions	0	1	1
Occupancy Costs	104	19	123
Telephone & Communications	16	25	41
Equipment Repair & Maintenance	0	0	0
Postage & Freight	0	2	2
Printing	5	0	5
Professional Fees	7	94	100
Travel & Transportation Expenses	5	4	9
Program Supplies	69	6	76
Meetings & Conferences	4	1	5
Insurance-General & Liability	78	7	85
Office	2	59	61
Other Administrative Costs	3	0	4
<b>Total Expenses</b>	<b>\$ 11,260</b>	<b>465</b>	<b>11,726</b>

**Early Learning Coalition of Miami-Dade and Monroe Counties**  
**Statement of Cash Flows**  
*(In thousands \$000)*

	<b>Preliminary YTD 7/31/2021</b>
<b>Cash Flows From Operating Activities</b>	
<b>Change In Net Assets</b>	0
<b>Adjustments to reconcile change in net cash provided by</b>	
Depreciation Expense	0
(Increase) Decrease in Assets:	
Grants Receivables	(6,600)
Other Assets	(56)
VPK Prepayment	0
Increase (Decrease) in Liabilities:	
Accounts Payable-Vendors	(10,146)
Other Accrued Expenses & Other Payables	(458)
Advances Due to OEL	14,134
Advances Due to Other Grantors	667
Deferred Revenues	0
<b>Total Adjustments</b>	<b>(2,459)</b>
<b>Net Cash Flows From Operating Activities</b>	<b>(2,458)</b>
<b>Cash Flows from Investing Activities:</b>	
Purchase of furniture and equipment	
<b>Net Cash Flows From Investing Activities</b>	
Change in Cash	(2,458)
Cash - Beginning of Period	13,979
<b>Cash Balance End of Period</b>	<b>\$ 11,521</b>

## BUDGET VARIANCE

July  
2021

*In 000'S*

School Readiness					
Category	Budget	Current Month Actual	Current Year Actual	% Budget Remaining	Target % Budget Remaining
<b>REVENUE</b>					
State of Florida	135,571	9,825	9,825	92.75%	91.67%
<b>EXPENDITURES</b>					
Salary and Fringe	15,607	744	744	95.23%	
Child Care Services	109,016	8,938	8,938	91.80%	
Contractual Services	3,204	144	144	95.52%	
Occupancy	1,585	189	189	88.09%	
Travel/Conf/Dev	338	12	12	96.55%	
Program Activity	5,169	53	53	98.97%	
IT	326	32	32	90.33%	
Other	326	-286	-286	187.52%	
<b>TOTAL EXP</b>	<b>135,571</b>	<b>9,825</b>	<b>9,825</b>	<b>92.75%</b>	<b>91.67%</b>

VPK					
Category	Budget	Current Month Actual	Current Year Actual	% Budget Remaining	Target % Budget Remaining
<b>REVENUE</b>					
State of Florida	55,773	346	346	99.38%	91.67%
<b>EXPENDITURES</b>					
Salary and Fringe	1,437	78	78	94.56%	
Child Care Services	53,619	230	230	99.57%	
Contractual Services	71	10	10	86.48%	
Occupancy	124	18	18	85.55%	
Travel/Conf/Dev	13	1	1	94.26%	
Program Activity	372	5	5	98.76%	
IT	64	4	4	94.31%	
Other	73	1	1	98.36%	
<b>TOTAL EXP</b>	<b>55,773</b>	<b>346</b>	<b>346</b>	<b>99.38%</b>	<b>91.67%</b>

EARLY HEAD START					
Category	Budget	Current Month Actual	Current Year Actual	% Budget Remaining	Target % Budget Remaining
<b>REVENUE</b>					
Office of Head Start	11,936	809	809	93.23%	91.67%
<b>EXPENDITURES</b>					
Salary and Fringe	3,385	166	166	95.10%	
Child Care Services	6,170	540	540	91.25%	
Contractual Services	409	17	17	95.83%	
Occupancy	167	41	41	75.44%	
Travel/Conf/Dev	90	4	4	95.61%	
Program Activity	384	15	15	95.97%	
IT	6	23	23	-313.11%	
Other	1,326	3	3	99.80%	
<b>TOTAL EXP</b>	<b>11,936</b>	<b>809</b>	<b>809</b>	<b>93.23%</b>	<b>91.67%</b>

TCT and OTHER					
Category	Budget	Current Month Actual	Current Year Actual	% Budget Remaining	Target % Budget Remaining
<b>REVENUE</b>					
The Children's Trust	11,080	726	726	93.45%	
Other	143	19	19	86.49%	
Teen Parent	45			100.00%	
	<b>11,268</b>	<b>745</b>	<b>745</b>	<b>93.39%</b>	<b>91.67%</b>
<b>EXPENDITURES</b>					
Salary and Fringe	517	64	64	87.55%	
Child Care Services	10,521	669	669	93.64%	
Contractual Services	20	5	5	75.29%	
Occupancy	105	5	5	95.05%	
Travel/Conf/Dev					
Program Activity	99			99.50%	
IT	5			93.59%	
Other	1			56.44%	
<b>TOTAL EXP</b>	<b>11,268</b>	<b>745</b>	<b>745</b>	<b>93.39%</b>	<b>91.67%</b>
<b>NET</b>					

TOTAL	Budget	Current Month Actual	Current Year Actual	% Budget Remaining	Target % Budget Remaining
<b>REVENUE</b>					
State of Florida	191,344	10,171	10,171	94.68%	
Office of Head Start	11,936	809	809	93.23%	
The Children's Trust	11,080	726	726	93.45%	
Other	143	19	19	86.49%	
Teen Parent	45			100.00%	
<b>TOTAL REVENUE</b>	<b>214,548</b>	<b>11,725</b>	<b>11,725</b>	<b>94.54%</b>	<b>91.67%</b>
<b>EXPENDITURES</b>					
Salary and Fringe	20,947	1,053	1,053	94.98%	
Child Care Services	179,326	10,377	10,377	94.21%	
Contractual Services	3,704	175	175	95.27%	
Occupancy	1,981	253	253	87.23%	
Travel/Conf/Dev	440	16	16	96.26%	
Program Activity	6,024	74	74	98.77%	
IT	401	58	58	85.45%	
Other	1,726	-281	-281	116.31%	
<b>TOTAL EXP</b>	<b>214,548</b>	<b>11,725</b>	<b>11,725</b>	<b>94.54%</b>	<b>91.67%</b>
<b>NET</b>					



# Early Learning Coalition of Miami-Dade/Monroe

School Readiness Slot Utilization Snapshot - Miami-Dade

July 2021

Registration Fees are not included.

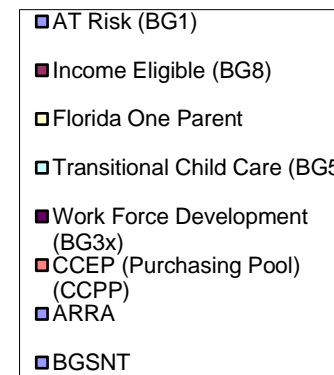
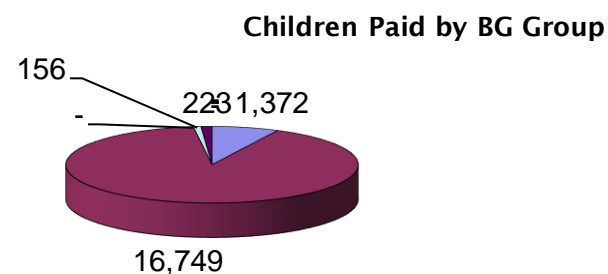

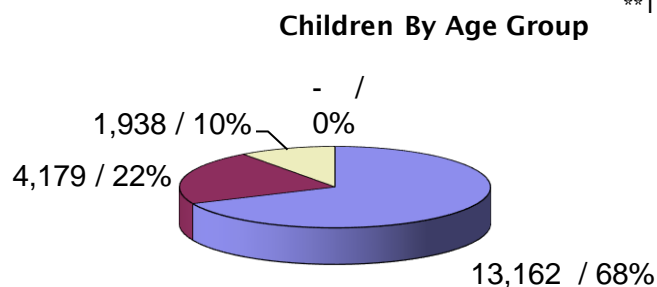
as of 8/17/2021

(all dollar amounts in thousands '000)

Children Served	Amount
Total actual paid - YTD	18,422
Total actual paid - July 2021	18,422
Net Slot Payment and Gold Seal Match (BG8 and CCEP)	\$ 7,836
Total cost (in thousands) (incl match)	\$ 8,835
<b>Change month over month</b>	
Total Net Increase(decrease) children	(959)
Net increase/(decrease) dollars	\$ (1,399)
<b>Monthly Activity</b>	
Beginning Census	19,381
NET Increase/(Decrease)	(959)
<b>Total</b>	<b>18,422</b>
<b>Current Data</b>	
Enrolled As of Aug 5, 2021	18,334
Projected Paid for Aug (96% of enrolled)	17,601
<b>SR applications in the Queue</b>	
Ages 0-5	92
Ages 6-9	16
Ages 10-13	6
<b>VPK Enrolled As of Aug 17, 2021</b>	
Regular	2,461
Summer	-
SISP	-
<b>VPK Total Actual Paid - July 2021</b>	
SISP	18
Regular	-
Summer	214
<b>VPK Total Actual Paid - YTD</b>	
SISP	18
Regular	-
Summer	214

Eligibility Breakdown	Children Paid by Billing Group				Dollars Paid by Billing Group				
	Type	Receiving Service	% of Total	Diff Prior Month	% Change Prior Month	Amount*	% of Total	Diff Prior Month	% Change Prior Month
AT Risk (BG1)	1,372	7.42%	(329)	-19.34%	\$684.52	7.75%	(\$99.75)	-12.72%	
Income Eligible (BG8)	16,749	90.54%	(725)	-4.15%	\$7,971.47	90.23%	(\$1,281.43)	-13.85%	
Florida One Parent	-	0.00%	-	-	\$-	0.00%	\$-	-	
Transitional Child Care (BG5)	156	0.84%	(37)	-19.17%	\$75.94	0.86%	(\$22.83)	-23.11%	
Work Force Development (BG3x)	223	1.21%	(35)	-13.57%	\$103.02	1.17%	\$5.48	5.62%	
CCEP (Purchasing Pool) (CCPP)	-	0.00%	-	-	\$0.00	0.00%	\$0.00	-	
ARRA	-	0.00%	-	-	\$-	0.00%	\$0.00	-	
BGSNT	-	0.00%	-	-	\$-	0.00%	\$0.00	-	
BGCSD&BGCSO	-	0.00%	-	-	\$0.00	0.00%	\$0.00	-	
<b>Total</b>	<b>18,500</b>	<b>100%</b>	<b>(1,126)</b>	<b>-5.74%</b>	<b>\$8,834.95</b>	<b>100%</b>	<b>(\$1,398.52)</b>	<b>-13.67%</b>	
<b>Minus 78 Overlap</b>	<b>18,422</b>								
GOLD SEAL					\$998.91	11.31%	(\$56.94)	-5.39%	
<b>Age Break Down</b>									
Type	All Eligible Clients-Paid				Dollars Paid by Age Category				
	Receiving Service	% of Total	Diff Prior Month	% Change Prior Month	Amount-\$	% of Total	Diff Prior Month	% Change Prior Month	
Infant	2,433	13.21%	(503)	-17.13%	\$1,455.01	16.47%	(\$382.81)	-20.83%	
Toddler	2,590	14.06%	(557)	-17.70%	\$1,460.06	16.53%	(\$406.06)	-21.76%	
Three Year Old	2,898	15.73%	(64)	-2.16%	\$1,325.94	15.01%	(\$213.08)	-13.85%	
Pre-School	5,241	28.45%	40	0.77%	\$2,319.96	26.26%	(\$220.74)	-8.69%	
<i>Sub-Total</i>	<i>13,162</i>	<i>71.45%</i>	<i>(1,084)</i>	<i>-7.61%</i>	<i>\$6,560.97</i>	<i>74.26%</i>	<i>(\$1,222.69)</i>	<i>-15.71%</i>	
School Age: 6 yrs	1,592	12.94%	(135)	-7.82%	\$614.64	6.96%	(\$45.59)	-6.90%	
School Age: 7 yrs	1,293	10.51%	(122)	-8.62%	\$494.63	5.60%	(\$19.99)	-3.88%	
School Age: 8 yrs	1,018	8.27%	(128)	-11.17%	\$377.31	4.27%	(\$19.35)	-4.88%	
Unduplicated School Age: 5 - 8 yrs**	4,179	33.96%	(530)	-11.26%	\$1,593.23	18.03%	(\$150.13)	-8.61%	
School Age: 9 yrs and above	1,938	15.75%	(219)	-10.15%	\$680.74	7.71%	(\$25.70)	-3.64%	
<b>School Age (Duplicated)</b>	<b>0</b>	<b>0.00%</b>	<b>(21)</b>	<b>-100.00%</b>	<b>\$0.00</b>	<b>0.00%</b>	<b>\$0.00</b>	<b>-</b>	
School Age (Unduplicated)	6,117	33.20%	(728)	-10.64%	\$2,273.98	25.74%	(\$175.83)	-7.18%	
Other	-	0.00%	0	-	\$0.00	0.00%	\$0.00	-	
<i>Sub-Total</i>	<i>6,117</i>	<i>33.20%</i>	<i>(728)</i>	<i>-10.64%</i>	<i>\$2,273.98</i>	<i>25.74%</i>	<i>(\$175.83)</i>	<i>-7.18%</i>	
<b>Total</b>	<b>18,422</b>	<b>105%</b>	<b>(959)</b>	<b>-4.95%</b>	<b>\$8,834.95</b>	<b>100%</b>	<b>(\$1,398.52)</b>	<b>-13.67%</b>	

\*\*There are 276 5-year-old within this count.



Note: Legends with too small percentage are not shown on the pie chart.

# Early Learning Coalition of Miami-Dade/Monroe

School Readiness Slot Utilization Snapshot - Monroe

July 2021

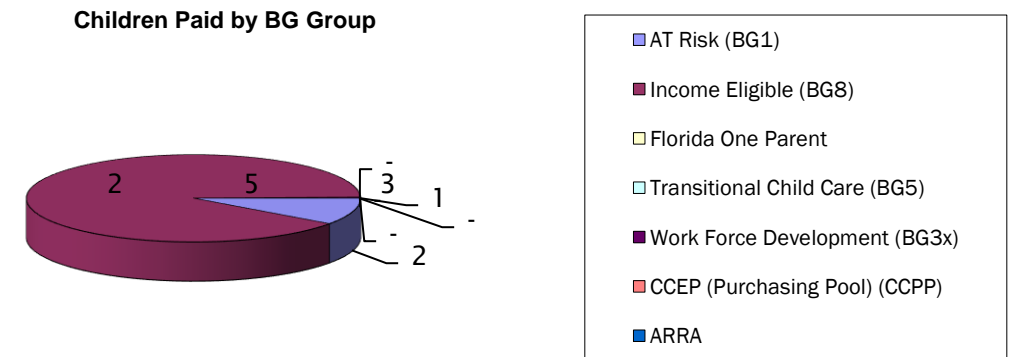
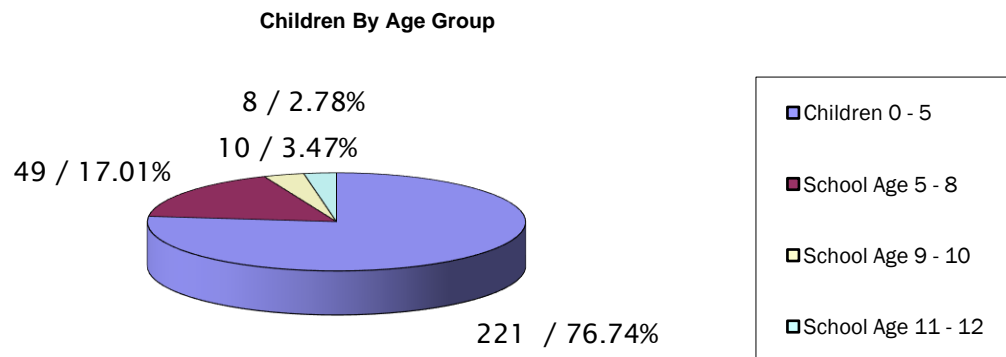
as of 8/17/2021

(all dollar amounts in thousands '000)

<b>Children Served</b>	<b>Amount</b>
Total actual paid - July 2021	<b>280</b>
Net Slot Payment and Gold Seal Match (BG8 and CCEP)	\$ 137
Total cost (in thousands) (incl match)	\$ 145
<b>Change month over month</b>	
Total Net Increase(decrease) children	(7)
Net increase/(decrease) dollars	\$ (17)
<b>Monthly Activity</b>	
Beginning Census	287
Net Increase/(Decrease)	(7)
<b>Total</b>	<b>280</b>

<b>Current Data</b>	
Enrolled As of Aug 12, 2021	293
Projected Paid for August (96% of enrolled)	281
<b>SR applications in the Queue</b>	
Ages 0-5	0
Ages 6-9	0
Ages 10-13	0
VPK Enrolled as of Aug 17, 2021	39
VPK Total Actual Paid - July 2021	0

<b>Eligibility Breakdown</b>	<b>Children Paid by Billing Group</b>				<b>Dollars Paid by Billing Group</b>			
	Type	Receiving % of Service Total	Diff Prior Month	% Change Prior Month	Amount	% of Total	Diff Prior Month	% Change Prior Month
AT Risk (BG1)	28	9.93%	(5)	-15.15%	\$15.07	10.42%	\$0.62	4.28%
Income Eligible (BG8)	253	89.72%	(2)	-0.78%	\$129.02	89.21%	(\$17.22)	-11.78%
Florida One Parent	-	0.00%	0	-	\$ -	0.00%	\$ -	-
Transitional Child Care (BG5)	-	0.00%	0	-	\$0.00	0.00%	\$0.00	-
Work Force Development (BG3x)	1	0.35%	0	0.00%	\$0.54	0.37%	\$0.03	5.25%
CCEP (Purchasing Pool) (CCPP)	-	0.00%	0	-	\$0.00	0.00%	\$0.00	-
ARRA	-	0.00%	-	-	\$0.00	0.00%	\$0.00	-
<b>Total</b>	<b>282</b>	<b>100%</b>	<b>(7)</b>	<b>-2.42%</b>	<b>\$144.62</b>	<b>100%</b>	<b>(\$16.57)</b>	<b>-10.28%</b>
Minus 2 Overlap	<b>280</b>							
GOLD SEAL	-	-	-	-	\$7.65	5.29%	(\$0.24)	-3.09%
BGCSD+BGCSO								
<b>Age Break Down</b>	<b>All Eligible Clients-Paid</b>				<b>Dollars Paid by Age Category</b>			
Type	Receiving % of Service Total	Diff Prior Month	% Change Prior Month	Amount-\$	% of Total	Diff Prior Month	% Change Prior Month	
Infant	37	12.85%	(12)	-24.49%	\$23.85	16.49%	\$0.39	1.65%
Toddler	51	17.71%	(22)	-30.14%	\$29.25	20.23%	(\$8.98)	-23.48%
Three Year Old	50	17.36%	-	0.00%	\$24.93	17.24%	(\$0.41)	-1.62%
Pre-School	83	28.82%	(1)	-1.19%	\$40.11	27.74%	(\$5.58)	-12.22%
<i>Sub-Total</i>	<i>221</i>	<i>76.74%</i>	<i>(35)</i>	<i>-13.67%</i>	<i>\$118.14</i>	<i>81.69%</i>	<i>(\$14.59)</i>	<i>-10.99%</i>
School Age: 6	22	7.64%	1	4.76%	\$8.26	5.71%	(\$0.70)	-7.77%
School Age: 7	13	4.51%	(1)	-7.14%	\$5.49	3.80%	(\$0.89)	-13.89%
School Age: 8	11	3.82%	(1)	-8.33%	\$5.10	3.53%	(\$0.57)	-9.99%
School Age: 5 - 8**	49	17.01%	(1)	-2.00%	\$20.28	14.02%	(\$2.26)	-10.03%
School Age: 9 - 10	10	3.47%	-3	-23.08%	\$3.42	2.37%	(\$0.69)	-16.84%
School Age: 11 - 12	8	2.78%	3	60.00%	\$2.77	1.92%	\$0.97	53.52%
School Age: Other Age	0	0.00%	0	-	\$0.00	0.00%	\$0.00	-
School Age Total	<b>67</b>	<b>23.26%</b>	<b>(1)</b>	<b>-1.47%</b>	<b>\$26.48</b>	<b>18.31%</b>	<b>(\$1.99)</b>	<b>-6.99%</b>
Other	-	0.00%	-	-	\$ -	0.00%	\$ -	-
<i>Sub-Total</i>	<i>67</i>	<i>23.26%</i>	<i>(1)</i>	<i>-1.47%</i>	<i>\$26.48</i>	<i>18.31%</i>	<i>(\$1.99)</i>	<i>-6.99%</i>
<b>Total</b>	<b>288</b>	<b>100%</b>	<b>(36)</b>	<b>-11.11%</b>	<b>\$144.62</b>	<b>100%</b>	<b>(\$16.57)</b>	<b>-10.28%</b>
Minus 8 Overlap	<b>280</b>							



# Early Learning Coalition of Miami-Dade/Monroe

DCF Title V Slot Utilization Snapshot - Miami-Dade

July 2021

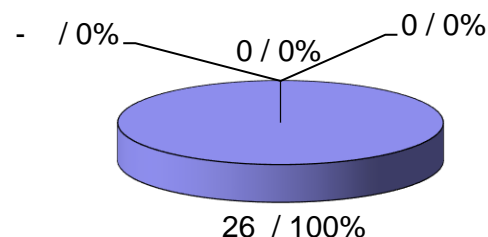
as of 8/17/2021

(all dollar amounts in thousands '000)

Children Served	Amount
Total actual paid - YTD	23
Total actual paid - July 2021	23
Net Slot Payment and Gold Seal Match (BG8 and CCEP)	\$ 13
Total cost (in thousands) (incl match)	\$ -
	\$ 15
<b>Change month over month</b>	
Total Net Increase(decrease) children	2
Net increase/(decrease) dollars	\$ 2
<b>Monthly Activity</b>	
Beginning Census	21
NET Increase/(Decrease)	2
<b>Total</b>	<b>23</b>
<b>Current Data</b>	
Enrolled As of Aug 5, 2021	21
Projected Paid for Aug (96% of enrolled)	20

Eligibility Breakdown	Children Paid by Billing Group				Dollars Paid by Billing Group				
	Type	Receiving Service	% of Total		Amount*	% of Total			
V	23	100.00%	2	9.52%	\$14.58	100.00%	\$2.42	19.87%	
<b>Total</b>	<b>23</b>	<b>100%</b>	<b>2</b>	<b>9.52%</b>	<b>\$14.58</b>	<b>100%</b>	<b>\$2.42</b>	<b>19.87%</b>	
Minus 0 Overlap	23								
GOLD SEAL					\$1.57	10.79%	\$0.38	31.62%	
<b>Age Break Down</b>		<b>All Eligible Clients-Paid</b>				<b>Dollars Paid by Age Category</b>			
Type	Receiving Service	% of Total	Diff Prior Month	% Change Prior Month	Amount-\$	% of Total	Diff Prior Month	% Change Prior Month	
Infant	12	46.15%	2	20.00%	\$7.84	53.74%	\$2.60	49.63%	
Toddler	9	34.62%	-	0.00%	\$4.31	29.56%	(\$0.72)	-14.31%	
Three Year Old	3	11.54%	1	50.00%	\$1.77	12.12%	\$0.54	43.72%	
Pre-School	2	7.69%	-	0.00%	\$0.67	4.58%	\$0.00	0.00%	
<i>Sub-Total</i>	26	100.00%	3	13.04%	\$14.58	100.00%	\$2.42	19.87%	
School Age: 6 yrs	0	0.00%	-	-	\$0.00	0.00%	\$0.00	-	
School Age: 7 yrs	0	0.00%	-	-	\$0.00	0.00%	\$0.00	-	
School Age: 8 yrs	0	0.00%	-	-	\$0.00	0.00%	\$0.00	-	
Unduplicated School Age: 5 - 8 yrs**	0	0.00%	-	-	\$0.00	0.00%	\$0.00	-	
School Age: 9 yrs and above	0	0.00%	-	-	\$0.00	0.00%	\$0.00	-	
<b>School Age Total Includes 0 Overlap</b>	-	<b>0.00%</b>	-	-	<b>\$0.00</b>	<b>0.00%</b>	<b>\$0.00</b>	-	
School Age (Unduplicated)	0	0.00%	-	-	\$0.00	0.00%	\$0.00	-	
Other	-	0.00%	0	-	\$0.00	0.00%	\$0.00	-	
<i>Sub-Total</i>	-	<i>0.00%</i>	-	-	<i>\$0.00</i>	<i>0.00%</i>	<i>\$0.00</i>	-	
<b>Total</b>	<b>26</b>	<b>100%</b>	<b>3</b>	<b>13.04%</b>	<b>\$14.58</b>	<b>100%</b>	<b>\$2.42</b>	<b>19.87%</b>	
Minus 3 Overlap	23								

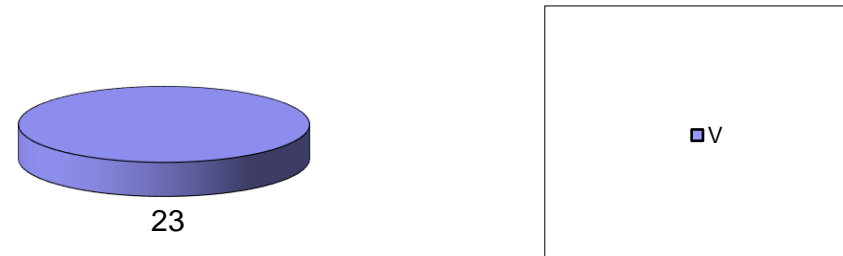
Children By Age Group



\*\*There are 0 5-year-old within this count.

- Children 0 - 5
- School Age 5 - 8
- School Age 9 and Above
- Other

Children Paid by BG Group



Note: Legends with too small percentage are not shown on the pie chart.

Strategic Plan Priority  
Initiative:

- Educate All
- Capacity Building
- Funding
- Providers

# IT and Cybersecurity Update

Dr. Frederick Hicks, CIO

[fhicks@elcmdm.org](mailto:fhicks@elcmdm.org)

# Takeaway

Table-top exercise  
postponed

Exchange server upgrade

An ELC is under attack

**Tabletop Exercise** is pending the agreed upon specifications and procurement wrap-up. Invitations will be offered to board members or their designee. As soon as the date is final, we will release it and decide if it will occur in person or virtually.

*(We'd like to have it in person if possible.)*

Team members from the ELC who will attend

- ELC MIS
- Finance
- Executive Leadership
- 3<sup>rd</sup> Party partners serving as the Infrastructure as a Service (IaaS)

Announcement regarding a neighboring ELC

