



FINANCE COMMITTEE MEETING
July 29 2021, 10:00 am
Zoom Meeting ID: 989 7902 9937
Passcode: ELC0729

- | | | |
|------|---|-----------------|
| I. | Welcome & Introductions | Loreen Chant |
| II. | Approval of Minutes | Loreen Chant |
| | A. Motion to approve minutes for May 27, 2021 | |
| III. | Financial Statements | Loreen Chant |
| | A. School Readiness/VPK | |
| | B. Early Head Start | |
| IV. | Resolutions | Loreen Chant |
| | A. Resolution 07292021-01 Authorize the President and CEO to execute an amendment as outlined in the background with The Children’s Trust, and receive additional funds once the amendment is approved. | |
| | B. Resolution 07292021-02 Authorize the President and CEO to submit a School Readiness Plan amendment to the Division of Early Learning for approval of changes to the Coalition’s bylaws. | |
| V. | Information Items | Loreen Chant |
| | A. Slot Utilization | Sandra Gonzalez |
| | • Miami Dade County | |
| | • Monroe County | |
| | • Title V | |
| | B. EHS Credit Card Report | |
| | C. Cybersecurity Update | Fred Hicks |
| VI. | Public Comments | Loreen Chant |
| VII. | Meeting Adjourn | Loreen Chant |

Mission: To promote high-quality school readiness, voluntary pre-kindergarten and after school programs, thus increasing all children’s chances of achieving future educational success and becoming productive members of society. The Coalition seeks to further the physical, social, emotional and intellectual needs of Miami-Dade and Monroe County children with a priority toward the ages before birth through age 5.



Finance Committee Meeting
May 27, 2021; 10:00 AM
Zoom Meeting ID: 919 3251 4722
Passcode: ELC0521

Committee Attendees: Loreen Chant; Chuck Mohr; Alex Soto

Absent Committee: Daniel Armstrong; Matthew Bruno

Other Board Attendees:

Staff Attendees: Evelio Torres; Alex Sanchez; Victor Caballero; Fred Hicks; Angelo Parrino; Ana Rodriguez; Lissandra Curbelo; Mercy Castiglione; Jacqueline Olio; Fiorella A. Christie; Lisney Badillo; Casie Alaniz; Vanessa Bongiorno

I. Welcome and Introductions **Loreen Chant**

- L. Chant called the meeting to order and welcomed everyone. Quorum was established.

II. Approval of Minutes **Loreen Chant**

- Motion to approve minutes by C. Mohr.
- Motion seconded by A. Soto.
- Motion unanimously passed.

III. Financial Statements **Loreen Chant**

- M. Castiglione stated that the financials are in good standing. With the approval of the provider rate increases and bonuses, we are foreseeing the year ending with a balanced budget.
- M. Castiglione stated that VPK continues to reflect a surplus.
- A. Parrino stated that the EHS budget is in excellent shape.
- V. Caballero reviewed the reconciliation snapshot and stated that the snapshot is now reflecting less than 3 providers in the disputed category

IV. Resolutions **Loreen Chant**

- Resolution 05272021-01 Authorize the President and CEO to approve the Initial Budget and approve the allocation and expenditure of funds for fiscal year 2021-2022.



- Motion to approve the resolution C. Mohr
 - Motion seconded by A. Soto
 - Motion unanimously passed.
- Resolution 05272021-02 to approve the Early Learning Coalition's Additional Amendment to the Annual Budget for fiscal year 2020-2021.
 - Motion to approve the resolution C. Mohr
 - Motion seconded by A. Soto
 - Motion unanimously passed.

V. Information Items

Loreen Chant

- A. Parrino presented and reviewed the snapshots there is no waitlist in Miami-Dade or Monroe County. A. Parrino stated that the numbers for School Readiness are lower due to the First Responder grant ending.
- L. Chant stated that there were no charges on the Early Head Start credit card report.
- F. Hicks gave an update on Cybersecurity.

VI. Public Comment

Loreen Chant

VII. Adjourn

Loreen Chant

Early Learning Coalition of Miami-Dade and Monroe Counties

Statement of Financial Position

(In thousands \$000)

	Unaudited As of 5/31/2021
Assets	
Cash & Cash Equivalents	9,984
Grants Receivable	27,912
VPK Prepayment	0
Property and Equipment, Net	552
Other Assets	91
 Total Assets	 \$ 38,539
Liabilities	
Accounts Payable	9,989
Advances Due to OEL & Other	25,635
VPK Prepayment	0
Accrued Expenses & Other Liabilities	886
 Total Liabilities	 36,510
Net Assets	
Unrestricted	1,492
Temporarily Restricted	537
Total Net Assets	2,029
 Total Liabilities and Net Assets	 \$ 38,539

Early Learning Coalition of Miami-Dade and Monroe Counties

Statement of Activities
(In thousands \$000)

	<u>Unrestricted</u>	<u>Temporarily Restricted</u>	<u>5/31/2021</u>
Support and revenues			
Grants	\$ 0	\$ 194,559	\$ 194,559
Contributions and Other	0	1	1
Net Assets Released from Restrictions	<u>194,491</u>	<u>(194,491)</u>	<u>0</u>
 Total Support and Revenues	 194,491	 69	 194,560
Expenses			
Early Education Services	187,516		187,516
Administration	<u>6,975</u>		<u>6,975</u>
 Total Expenses	 <u>194,491</u>	 <u>0</u>	 <u>194,491</u>
 Change in Net Assets	 0	 69	 69
 Beginning Net Assets	 1,492	 468	 1,960
 Ending Net Assets	 <u>\$ 1,492</u>	 <u>\$ 537</u>	 <u>\$ 2,029</u>

Early Learning Coalition of Miami-Dade and Monroe Counties
Statement of Functional Expenses
(In thousands \$000)

	<u>Early Education Services</u>	<u>Administration</u>	<u>Preliminary YTD 5/31/2021</u>
Expenses:			
Payroll & Employee Benefits	12,915	5,076	17,991
Direct Child Care Services	150,807	0	150,807
Contracted Services-Subrecipients	976	135	1,111
Dues & Subscriptions	8	68	75
Occupancy Costs	1,224	161	1,385
Telephone & Communications	336	149	486
Equipment Repair & Maintenance	1	0	1
Postage & Freight	15	21	37
Printing	55	3	58
Professional Fees	246	773	1,019
Travel & Transportation Expenses	0	3	3
Program Supplies	2,808	91	2,899
Meetings & Conferences	8	3	11
Insurance-General & Liability	195	24	219
Office	73	406	479
Other Administrative Costs	17,849	61	17,909
Total Expenses	\$ 187,516	6,975	194,491

Early Learning Coalition of Miami-Dade and Monroe Counties
Statement of Cash Flows
(In thousands \$000)

	Preliminary YTD 5/31/2021
Cash Flows From Operating Activities	
Change In Net Assets	69
Adjustments to reconcile change in net cash provided by	
Depreciation Expense	0
(Increase) Decrease in Assets:	
Grants Receivables	5,507
Other Assets	26
VPK Prepayment	0
Increase (Decrease) in Liabilities:	
Accounts Payable-Vendors	(23,322)
Other Accrued Expenses & Other Payables	(4,506)
Advances Due to OEL	24,572
Advances Due to Other Grantors	(278)
Deferred Revenues	0
Total Adjustments	1,998
Net Cash Flows From Operating Activities	2,067
Cash Flows from Investing Activities:	
Purchase of furniture and equipment	
Net Cash Flows From Investing Activities	
Change in Cash	2,067
Cash - Beginning of Period	7,917
Cash Balance End of Period	\$ 9,984



BUDGET VARIANCE

May
2021

In 000'S

School Readiness

Category	Budget	Current Month Actual	Current Year Actual	% Budget Remaining	Target % Budget Remaining
REVENUE					
State of Florida	188,754	11,381	136,059	27.92%	8.33%
EXPENDITURES					
Salary and Fringe	15,855	1,097	13,679	13.72%	
Child Care Services	120,813	8,640	105,005	13.08%	
Contractual Services	3,204	111	1,452	54.69%	
Occupancy	2,585	127	1,687	34.74%	
Travel/Conf/Dev	228	3	39	82.98%	
Program Activity	45,307	1,902	20,555	54.63%	
IT	436	8	264	39.44%	
Other	327	-507	-6,622	2125.50%	
TOTAL EXP	188,754	11,381	136,059	27.92%	8.33%

VPK

Category	Budget	Current Month Actual	Current Year Actual	% Budget Remaining	Target % Budget Remaining
REVENUE					
State of Florida	56,037	5,465	41,895	25.24%	8.33%
EXPENDITURES					
Salary and Fringe	1,437	86	882	38.65%	
Child Care Services	53,883	5,361	40,082	25.61%	
Contractual Services	71	5	51	28.37%	
Occupancy	124	9	94	24.09%	
Travel/Conf/Dev	13	3	3	74.36%	
Program Activity	372	1	7	98.01%	
IT	64	1	34	47.17%	
Other	73	1	741	-920.53%	
TOTAL EXP	56,037	5,465	41,895	25.24%	8.33%

EARLY HEAD START

Category	Budget	Current Month Actual	Current Year Actual	% Budget Remaining	Target % Budget Remaining
REVENUE					
Office of Head Start	12,131	795	8,872	26.87%	8.33%
EXPENDITURES					
Salary and Fringe	3,186	236	2,928	8.09%	
Child Care Services	6,042	479	4,612	23.66%	
Contractual Services	409	29	557	-36.35%	
Occupancy	167	27	360	-115.61%	
Travel/Conf/Dev	90	13	120	-34.11%	
Program Activity	1,233	5	60	95.16%	
IT	26	2	143	-458.94%	
Other	980	2	91	90.67%	
TOTAL EXP	12,131	792	8,872	26.87%	8.33%

TCT and OTHER

Category	Budget	Current Month Actual	Current Year Actual	% Budget Remaining	Target % Budget Remaining
REVENUE					
The Children's Trust	9,880	765	7,349	25.62%	
Other	143	5	66	53.99%	
Refugee	920	320	320	65.17%	
Teen Parent	45	45	45	100.00%	
	10,988	770	7,735	29.60%	8.33%
EXPENDITURES					
Salary and Fringe	656	64	349	46.87%	
Child Care Services	10,095	694	7,165	29.02%	
Contractual Services	20	5	70	-249.38%	
Occupancy	120	5	41	65.44%	
Travel/Conf/Dev	1	1	1	100.00%	
Program Activity	91	24	24	73.48%	
IT	1	3	3	-218.93%	
Other	5	12	12	-132.65%	
TOTAL EXP	10,988	770	7,665	30.24%	8.33%
NET			70		

TOTAL	Budget	Current Month Actual	Current Year Actual	% Budget Remaining	Target % Budget Remaining
REVENUE					
State of Florida	244,790	16,846	177,954	27.30%	
Office of Head Start	12,131	795	8,872	26.87%	
The Children's Trust	9,880	765	7,349	25.62%	
Other	143	5	66	53.99%	
Refugee	920	320	320	65.17%	
Teen Parent	45	45	45	100.00%	
TOTAL REVENUE	267,909	18,411	194,561	27.38%	8.33%
EXPENDITURES					
Salary and Fringe	21,134	1,484	17,838	15.60%	
Child Care Services	190,833	15,178	156,865	17.80%	
Contractual Services	3,704	150	2,130	42.50%	
Occupancy	2,995	168	2,182	27.14%	
Travel/Conf/Dev	330	16	164	50.41%	
Program Activity	47,003	1,908	20,646	56.08%	
IT	527	10	443	15.79%	
Other	1,383	-504	-5,777	517.69%	
TOTAL EXP	267,909	18,411	194,491	27.40%	8.33%
NET			70		



Early Learning Coalition Finance Committee Meeting

July 29, 2021

Resolution: 07292021-01

Action Requested: Authorize the President and CEO to execute an amendment with The Children’s Trust, as outlined in the background, and to receive additional funds once the amendment is approved.

Fiscal Impact: The approximate amount of \$11,500,000.00 commencing July 1, 2021, through September 30, 2022, which is subject to the availability of funding.

Funding Source: The Children’s Trust

Strategic Goal:

- Neediest Children**
- Youngest Children**
- Educate All**

- Providers**
- Internal Capacity**
- Funding**

RESOLUTION: 07292021-01

Authorize the President and CEO to execute an amendment with The Children’s Trust, as outlined in the background, and to receive additional funds once the amendment is approved.

WHEREAS, the Finance Committee has been apprised of the program goals through the attached narrative, hereby incorporated by reference, and the Finance Committee is in agreement with the goals described therein;

WHEREAS, the Finance Committee recommends approving this action;

NOW, THEREFORE, be it resolved that the Finance Committee shall present this action to the Board of the Early Learning Coalition of Miami-Dade/Monroe, Inc. (the “Board”), and shall recommend that the Board approve this action at the next meeting of the Board.

Background:

This resolution is amending resolution number **01282021-07** that was previously approved on January 28, 2021. The original resolution was for \$8,000,000 for 12 months commencing July 1, 2021 to June 30, 2022 for The Children's Trust Child Scholarship Program.

This amendment will change the service period from 12 months to 15 months to be aligned with The Children's Trust Fiscal year, commencing July 1, 2021 to September 30, 2022 and will also include an additional \$1,500,000 which will allow the ELC to remove roughly 180 children off the waitlist. The program currently serves more than 800 children and has a waitlist of 1047 children.



Early Learning Coalition Finance Committee Meeting

July 29, 2021

Resolution: 07292021-02

Action Requested: Authorize the President and CEO to submit a School Readiness Plan amendment to the Division of Early Learning for approval of changes to the Coalition's bylaws.

Fiscal Impact: None.

Funding Source(s): None.

Strategic Goal:

<input type="checkbox"/> Neediest Children	<input type="checkbox"/> Providers
<input type="checkbox"/> Youngest Children	<input type="checkbox"/> Funding
<input type="checkbox"/> Educate All	<input checked="" type="checkbox"/> N/A - ELC Operations

RESOLUTION: 07292021-02

AUTHORIZE THE PRESIDENT AND CEO TO SUBMIT A SCHOOL READINESS PLAN AMENDMENT TO THE DIVISION OF EARLY LEARNING FOR APPROVAL OF CHANGES TO THE COALITION'S BYLAWS.

WHEREAS, the Finance Committee has been apprised of the program goals through the attached narrative, hereby incorporated by reference, and the Finance Committee is in agreement with the goals described therein;

WHEREAS, the Finance Committee recommends approving this action;

NOW, THEREFORE, be it resolved that the Finance Committee shall present this action to the Board of the Early Learning Coalition of Miami-Dade/Monroe, Inc. (the "Board"), and shall recommend that the Board approve this action at the next meeting of the Board.

Background:

During the 2021 Florida Legislative Session, legislators passed House Bill 419. The bill made significant changes to coalitions' governance. In order to come into compliance with these changes, we have updated our bylaws and are submitting a School Readiness plan amendment for approval of the changes by the Division of Early Learning.

Early Learning Coalition of Miami-Dade/Monroe

School Readiness Slot Utilization Snapshot – Miami-Dade

June 2021

Registration Fees are not included.

as of 7/19/2021

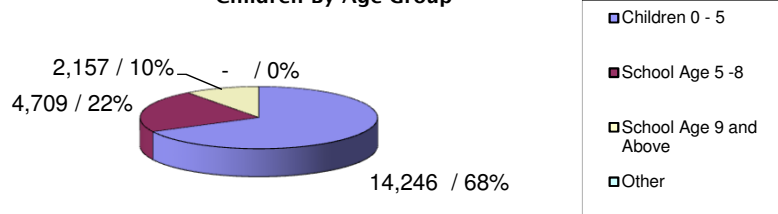
(all dollar amounts in thousands '000)

Children Served	Amount
Total actual paid – YTD	29,909
Total actual paid – June 2021	19,381
Net Slot Payment and Gold Seal Match (BG8 and CCEP)	\$ 9,178
Total cost (in thousands) (incl match)	\$ 10,233
Change month over month	
Total Net Increase(decrease) children	975
Net increase/(decrease) dollars	\$ 2,009
Monthly Activity	Amount
Beginning Census	18,406
NET Increase/(Decrease)	975
Total	19,381
Current Data	
Enrolled As of Jul 16, 2021	18,269
Projected Paid for July (96% of enrolled)	17,538
SR applications in the Queue	
Ages 0-5	223
Ages 6-9	31
Ages 10-13	15
VPK Enrolled As of Jul 20, 2021	
Regular	621
Summer	209
SISP	
VPK Total Actual Paid – June 2021	
SISP	9
Regular	15,735
Summer	214
VPK Total Actual Paid – YTD	
SISP	30
Regular	18,266
Summer	325

Eligibility Breakdown	Children Paid by Billing Group				Dollars Paid by Billing Group				
	Receiving Service	% of Total	Diff Prior Month	% Change Prior Month	Amount*	% of Total	Diff Prior Month	% Change Prior Month	
AT Risk (BG1)	1,701	8.67%	334	24.43%	\$784.27	7.66%	\$156.66	24.96%	
Income Eligible (BG8)	17,474	89.03%	759	4.54%	\$9,252.90	90.42%	\$1,817.11	24.44%	
Florida One Parent	-	0.00%	-	-	\$-	0.00%	\$-	-	
Transitional Child Care (BG5)	193	0.98%	19	10.92%	\$98.77	0.97%	\$18.23	22.64%	
Work Force Development (BG3x)	258	1.31%	49	23.44%	\$97.54	0.95%	\$17.18	21.38%	
CCEP (Purchasing Pool) (CCPP)	-	0.00%	(1)	-100.00%	\$0.00	0.00%	\$0.03	-100.00%	
ARRA	-	0.00%	-	-	\$-	0.00%	\$0.00	-	
BGSNT	-	0.00%	-	-	\$-	0.00%	\$0.00	-	
BGCSD&BGCSO	-	0.00%	-	-	\$0.00	0.00%	\$0.00	-	
Total	19,626	100%	1,160	6.28%	\$10,233.47	100%	\$2,009.22	24.43%	
Minus 245 Overlap									
GOLD SEAL					\$1,055.85	10.32%	\$227.06	27.40%	
Age Break Down		All Eligible Clients–Paid				Dollars Paid by Age Category			
Type	Receiving Service	% of Total	Diff Prior Month	% Change Prior Month	Amount–\$	% of Total	Diff Prior Month	% Change Prior Month	
Infant	2,936	15.15%	698	31.19%	\$1,837.82	17.96%	\$502.53	37.63%	
Toddler	3,147	16.24%	665	26.79%	\$1,866.12	18.24%	\$463.25	33.02%	
Three Year Old	2,962	15.28%	125	4.41%	\$1,539.02	15.04%	\$112.03	7.85%	
Pre-School	5,201	26.84%	328	6.73%	\$2,540.70	24.83%	\$408.25	19.14%	
	<i>Sub-Total</i>	<i>14,246</i>	<i>73.50%</i>	<i>1,816</i>	<i>14.61%</i>	<i>\$7,783.66</i>	<i>76.06%</i>	<i>\$1,486.07</i>	<i>23.60%</i>
School Age: 6 yrs	1,727	13.73%	73	4.41%	\$660.22	6.45%	\$153.68	30.34%	
School Age: 7 yrs	1,415	11.25%	20	1.43%	\$514.62	5.03%	\$112.29	27.91%	
School Age: 8 yrs	1,146	9.11%	70	6.51%	\$396.65	3.88%	\$102.12	34.67%	
Unduplicated School Age: 5 – 8 yrs**	4,709	37.50%	21	0.45%	\$1,743.37	17.04%	\$364.56	26.44%	
School Age: 9 yrs and above	2,157	17.18%	57	2.71%	\$706.44	6.90%	\$158.58	28.95%	
School Age (Duplicated)	21	0.17%	13	162.50%	\$0.00	0.00%	\$0.00	-	
School Age (Unduplicated)	6,845	35.32%	65	0.96%	\$2,449.81	23.94%	\$523.15	27.15%	
Other	-	0.00%	0	-	\$0.00	0.00%	\$0.00	-	
	<i>Sub-Total</i>	<i>6,845</i>	<i>35.32%</i>	<i>65</i>	<i>0.96%</i>	<i>\$2,449.81</i>	<i>23.94%</i>	<i>\$523.15</i>	<i>27.15%</i>
Total	19,381	109%	975	5.30%	\$10,233.47	100%	\$2,009.22	24.43%	

**There are 439 5-year-old within this count.

Children By Age Group



Children Paid by BG Group



Note: Legends with too small percentage are not shown on the pie chart.

Early Learning Coalition of Miami-Dade/Monroe

School Readiness Slot Utilization Snapshot – Monroe

June 2021

(all dollar amounts in thousands '000)

Registration Fees are not included.

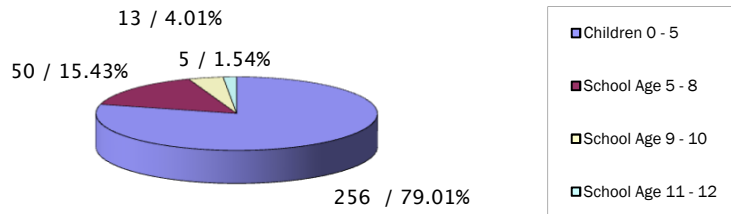
as of 7/19/2021

Children Served	Amount
Total actual paid – June 2021	287
Net Slot Payment and Gold Seal	\$ 153
Match (BG8 and CCEP)	\$ -
Total cost (in thousands) (incl match)	\$ 161
Change month over month	
Total Net Increase(decrease) children	(1)
Net increase/(decrease) dollars	\$ 20
Monthly Activity	
Beginning Census	288
Net Increase/(Decrease)	(1)
Total	287

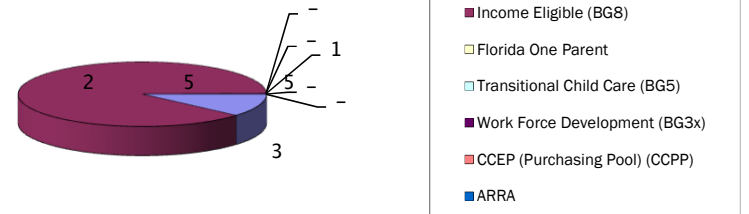
Current Data	
Enrolled As of Jul 19, 2021	295
Projected Paid for July (96% of enrolled)	283
SR applications in the Queue	
Ages 0-5	0
Ages 6-9	0
Ages 10-13	0
VPK Enrolled as of Jul 20, 2021	10
VPK Total Actual Paid – June 2021	193

Eligibility Breakdown Type	Children Paid by Billing Group				Dollars Paid by Billing Group				
	Receiving Service	% of Total	Diff Prior Month	% Change Prior Month	Amount	% of Total	Diff Prior Month	% Change Prior Month	
AT Risk (BG1)	33	11.42%	3	10.00%	\$14.45	8.96%	\$1.18	8.91%	
Income Eligible (BG8)	255	88.24%	(3)	-1.16%	\$146.24	90.72%	\$17.89	13.94%	
Florida One Parent	-	0.00%	0	-	\$ -	0.00%	\$ -	-	
Transitional Child Care (BG5)	-	0.00%	0	-	\$0.00	0.00%	\$0.00	-	
Work Force Development (BG3x)	1	0.35%	1	#DIV/0!	\$0.51	0.32%	\$0.51	-	
CCEP (Purchasing Pool) (CCPP)	-	0.00%	0	-	\$0.00	0.00%	\$0.00	-	
ARRA	-	0.00%	-	-	\$0.00	0.00%	\$0.00	-	
Total	289	100%	1	0.35%	\$161.19	100%	\$19.58	13.83%	
Minus 2 Overlap	287								
GOLD SEAL	-	-	-	-	\$7.89	4.90%	\$0.99	14.29%	
BGCSD+BGCSD									
Age Break Down		All Eligible Clients–Paid				Dollars Paid by Age Category			
Type	Receiving Service	% of Total	Diff Prior Month	% Change Prior Month	Amount-\$	% of Total	Diff Prior Month	% Change Prior Month	
Infant	49	15.12%	14	40.00%	\$23.46	14.55%	\$1.69	7.75%	
Toddler	73	22.53%	20	37.74%	\$38.23	23.72%	\$6.49	20.46%	
Three Year Old	50	15.43%	(5)	-9.09%	\$25.34	15.72%	(\$2.77)	-9.84%	
Pre-School	84	25.93%	2	2.44%	\$45.70	28.35%	\$5.70	14.24%	
<i>Sub-Total</i>	<i>256</i>	<i>79.01%</i>	<i>31</i>	<i>13.78%</i>	<i>\$132.72</i>	<i>82.34%</i>	<i>\$11.11</i>	<i>9.14%</i>	
School Age: 6	21	6.48%	-3	-12.50%	\$8.95	5.55%	\$2.49	38.49%	
School Age: 7	14	4.32%	(3)	-17.65%	\$6.38	3.96%	\$1.29	25.29%	
School Age: 8	12	3.70%	3	33.33%	\$5.67	3.52%	\$2.97	109.88%	
School Age: 5 – 8**	50	15.43%	(6)	-10.71%	\$22.54	13.99%	\$6.35	39.21%	
School Age: 9 – 10	13	4.01%	-1	-7.14%	\$4.12	2.55%	\$1.23	42.67%	
School Age: 11 – 12	5	1.54%	1	25.00%	\$1.81	1.12%	\$0.89	96.40%	
School Age: Other Age	0	0.00%	0	-	\$0.00	0.00%	\$0.00	-	
School Age Total	68	20.99%	(6)	-8.11%	\$28.47	17.66%	\$8.47	42.34%	
Other	-	0.00%	-	-	\$ -	0.00%	\$ -	-	
<i>Sub-Total</i>	<i>68</i>	<i>20.99%</i>	<i>(6)</i>	<i>-8.11%</i>	<i>\$28.47</i>	<i>17.66%</i>	<i>\$8.47</i>	<i>42.34%</i>	
Total	324	100%	25	8.36%	\$161.19	100%	\$19.58	13.83%	
Minus 37 Overlap	287								

Children By Age Group



Children Paid by BG Group



Early Learning Coalition of Miami-Dade/Monroe

DCF Title V Slot Utilization Snapshot – Miami-Dade

June 2021

as of 7/19/2021


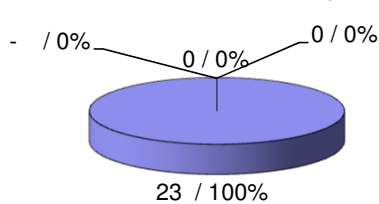
(all dollar amounts in thousands '000)

Children Served	Amount
Total actual paid – YTD	94
Total actual paid – June 2021	21
Net Slot Payment and Gold Seal Match (BG8 and CCEP)	\$ 11
	\$ -
Total cost (in thousands) (incl match)	\$ 12
Change month over month	
Total Net Increase(decrease) children	3
Net increase/(decrease) dollars	\$ 3
Monthly Activity	Amount
Beginning Census	18
NET Increase/(Decrease)	3
Total	21
Current Data	
Enrolled As of Jul 6, 2021	22
Projected Paid for Jul (96% of enrolled)	21


Eligibility Breakdown	Children Paid by Billing Group				Dollars Paid by Billing Group			
	Type	Receiving Service	% of Total	%	%	%	%	%
V	21	100.00%	3	16.67%	\$12.17	100.00%	\$2.60	27.23%
Total	21	100%	3	16.67%	\$12.17	100%	\$2.60	27.23%
Minus 0 Overlap	21							
GOLD SEAL					\$1.20	9.82%	\$0.28	30.71%
Age Break Down	All Eligible Clients–Paid				Dollars Paid by Age Category			
Type	Receiving Service	% of Total	Diff Prior Month	% Change Prior Month	Amount-\$	% of Total	Diff Prior Month	% Change Prior Month
Infant	10	43.48%	3	42.86%	\$5.24	43.05%	\$1.28	32.36%
Toddler	9	39.13%	3	50.00%	\$5.03	41.35%	\$1.30	34.73%
Three Year Old	2	8.70%	(1)	-33.33%	\$1.23	10.11%	(\$0.00)	-0.29%
Pre-School	2	8.70%	-	0.00%	\$0.67	5.49%	\$0.03	4.76%
<i>Sub-Total</i>	23	100.00%	5	27.78%	\$12.17	100.00%	\$2.60	27.23%
School Age: 6 yrs	0	0.00%	-	-	\$0.00	0.00%	\$0.00	-
School Age: 7 yrs	0	0.00%	-	-	\$0.00	0.00%	\$0.00	-
School Age: 8 yrs	0	0.00%	-	-	\$0.00	0.00%	\$0.00	-
Unduplicated School Age: 5 – 8 yrs**	0	0.00%	-	-	\$0.00	0.00%	\$0.00	-
School Age: 9 yrs and above	0	0.00%	-	-	\$0.00	0.00%	\$0.00	-
School Age Total Includes 0 Overlap	-	0.00%	-	-	\$0.00	0.00%	\$0.00	-
School Age (Unduplicated)	0	0.00%	-	-	\$0.00	0.00%	\$0.00	-
Other	-	0.00%	0	-	\$0.00	0.00%	\$0.00	-
<i>Sub-Total</i>	-	0.00%	-	-	\$0.00	0.00%	\$0.00	-
Total	23	100%	5	27.78%	\$12.17	100%	\$2.60	27.23%
Minus 2 Overlap	21							

**There are 0 5-year-old within this count.

Children By Age Group



Children Paid by BG Group



Note: Legends with too small percentage are not shown on the pie chart.

MAY 2021 BTA AMEX					
Trans. Date	AMEX Description	Traveler	ELC Description	Amount	Dist Code
5/17/2021	Parenting Journey	Sandrina Seraphin	Virtual Parenting Journey workshop for field staff	\$693.00	520EHT
Total EHS Credit Card Expenses				\$693.00	
JUNE 2021 BTA AMEX					
Trans. Date	AMEX Description	Traveler	ELC Description	Amount	Dist Code
6/16/2021	Region IV HA	Belkis	Region IV Head Start Association June Conference	\$400.00	520EHT

Internal Penetration Test **RED** Results

Goal	Test & Result	Resolution
To Hack the Physical Servers to Gain Access to Sensitive Data or to Take Over the Existing Server	Test the network communication port. Hewlett Packard's remote lights out solution.	Utility Turned Off
	Legacy Servers Running	Server Upgrades are Underway (Aug. 2021 Completion)
	2 Plain Text Protocols Running	Protocols Turned Off