



FINANCE COMMITTEE MEETING
August 31st, 2016, 10:00 am
ELC Board Room

- | | | |
|------|--|--------------|
| I. | Welcome & Introductions | Robert Eadie |
| II. | Approval of Minutes
A. Motion to approve minutes for the month of July 2016 | Robert Eadie |
| III. | Financial Statements
A. School Readiness/VPK
B. Early Head Start | Robert Eadie |
| IV. | Resolutions
A. 08312016-01
B. 08312016-02
C. 08312016-03
D. 08312016-04
E. 08312016-05 | Robert Eadie |
| V. | Information Items
A. Slot Utilization
• Miami Dade County
• Monroe County
• Early Head Start
B. Early Head Start Credit Card Report | Robert Eadie |
| VI. | Public Comments | Robert Eadie |
| VII. | Meeting Adjourn | Robert Eadie |

Mission: To promote high-quality school readiness, voluntary pre-kindergarten and after school programs, thus increasing all children's chances of achieving future educational success and becoming productive members of society. The Coalition seeks to further the physical, social, emotional and intellectual needs of Miami-Dade and Monroe County children with a priority toward the ages before birth through age 5.



Finance Committee Meeting
 June 1st, 2016; 10:00 AM
 Early Learning Coalition Board Room

Committee Attendees: Robert Eadie (via conference call); Adrian Alfonso; Theresa Axford (via conference call); Alex Soto (via conference call); Philip Gassman (via conference call)

Absent Committee:

Staff Attendees: Mercy Castiglione; Lisney Badillo; Marie-Jose Sanchez; Angelo Parrino; Lisa Sanabria; Evelio Torres; Jackye Russell; Juan Castillo; Pamela Hollingsworth; Jose Hernandez; Fred Hicks

I. Welcome and Introductions **Robert Eadie**

- R. Eadie called the meeting to order and welcomed everyone. Quorum was established.

II. Approval of Minutes **Robert Eadie**

- Motion to approve minutes by P. Gassman.
 - Motion seconded by A. Soto.
 - Motion was unanimously passed.

III. Financial Statements **Robert Eadie**

- M. Castiglione reviewed the finance statements and stated that it was in line with prior years but notified the committee that this was a draft, the final financials for this fiscal year will be presented at a later date. M. Castiglione stated that the budget is not reflecting all the monies received to clear the deficit, it as well is a draft. M. Castiglione stated that Early Head Start is in line with the budget

IV. Resolutions **Robert Eadie**

- Resolution 07272016-01 presents RFP#ELCMDM2016-05 (Phone Service Maintenance and Support) Evaluation Committee's scoring results to the Finance Committee for review and recommendation of vendor selection to the Board of Directors. This resolution also requests authorization and approval for the President and CEO to award, negotiate, and execute a contract with the recommended vendor. Fiscal Impact: A total amount not to exceed \$259,752.00 for the fiscal year 2016-2017, which is subject to the availability of funding. Funding Source: A-Pool



- Motion to approve resolution by P. Gassman.
 - Motion seconded by A. Soto.
 - Motion was unanimously passed.
- Resolution 07212016-01 authorize the President and CEO to execute a Budget Revision form reallocating funds from budget line item Other to the Contract line item and Supply line item. Fiscal Impact: The fiscal impact is not to exceed \$2,000,000.00 for fiscal year 2015-2016, subject to approval for legal sufficiency and form. Funding Source: Administration for Children and Families, U.S. Department of Health and Human Services
 - Motion to approve resolution by P. Gassman.
 - Motion seconded by A. Soto.
 - Motion was unanimously passed.
 - be cancelled
 - Motion to approve resolution by B. Eadie.
 - Motion seconded by T. Axford.
 - Motion was unanimously passed.

V. Informational Items

Robert Eadie

- E. Torres stated that there are over 22,000 children enrolled in the School Readiness program but with the new 12 month eligibility the wait list is estimated to double. E. Torres stated that the ELC must begin to focus on children 0-5 years of age, refrain from allowing automatic roll-overs and discontinue sibling's automatic acceptance into the program.

VI. Adjourn

Robert Eadie

Early Learning Coalition of Miami-Dade and Monroe Counties

Statement of Financial Position

(In thousands \$000)

	Unaudited As of 7/31/2016
	<hr/>
Assets	
Cash & Cash Equivalents	1,294
Grants Receivable	24,262
Property and Equipment, Net	395
Other Assets	184
	<hr/>
Total Assets	\$ 26,136
	<hr/> <hr/>
Liabilities	
Accounts Payable	858
Advances Due to OEL & Other	13,745
Deferred Revenues	86
Accrued Expenses & Other Liabilities	10,238
Total Liabilities	24,927
	<hr/>
Net Assets	
Unrestricted	459
Temporarily Restricted	750
Total Net Assets	1,209
	<hr/>
Total Liabilities and Net Assets	\$ 26,136
	<hr/> <hr/>

Early Learning Coalition of Miami-Dade and Monroe Counties

Statement of Activities
(In thousands \$000)

	<u>Unrestricted</u>	<u>Temporarily Restricted</u>	<u>YTD 07/31/2016</u>
Support and revenues			
Grants	\$ 0	\$ 10,535	\$ 10,535
Contributions and Other	2	0	2
Net Assets Released from Restrictions	<u>10,526</u>	<u>(10,526)</u>	<u>0</u>
Total Support and Revenues	10,527	10	10,537
Expenses			
Early Education Services	10,087		10,087
Administration	<u>446</u>		<u>446</u>
Total Expenses	<u>10,533</u>	<u>0</u>	<u>10,533</u>
Change in Net Assets	(5)	10	4
Beginning Net Assets	463	741	1,204
Ending Net Assets	\$ <u><u>459</u></u>	\$ <u><u>750</u></u>	\$ <u><u>1,209</u></u>

Early Learning Coalition of Miami-Dade and Monroe Counties
Statement of Functional Expenses
(In thousands \$000)

	<u>Early Education Services</u>	<u>Administration</u>	<u>Preliminary YTD 07/31/2016</u>
Expenses:			
Payroll & Employee Benefits	895	377	1,273
Direct Child Care Services	8,852	-	8,852
Contracted Services-Subrecipients	61	-	61
Dues & Subscriptions	0	0	0
Occupancy Costs	100	2	102
Telephone & Communications	15	1	16
Equipment Repair & Maintenance	22	1	23
Postage & Freight	3	1	4
Printing	12	0	13
Professional Fees	38	34	73
Travel & Transportation Expenses	26	8	34
Program Supplies	0	10	10
Meetings & Conferences	3	0	4
Insurance-General & Liability	3	0	3
Office	10	3	13
Other Administrative Costs	44	7	51
Total Expenses	\$ <u>10,087</u>	<u>446</u>	<u>10,533</u>

Early Learning Coalition of Miami-Dade and Monroe Counties
Statement of Cash Flows
(In thousands \$000)

	Preliminary YTD 7/31/2016
Cash Flows From Operating Activities	
Change In Net Assets	4
Adjustments to reconcile change in net cash provided by	
Depreciation Expense	
(Increase) Decrease in Assets:	
Grants Receivables	6,982
Other Assets	242
VPK Prepayment	0
Increase (Decrease) in Liabilities:	
Accounts Payable-Vendors	(784)
Other Accrued Expenses & Other Payables	(3,646)
Advances Due to OEL	(1,314)
Advances Due to Other Grantors	(200)
Deferred Revenues	0
Total Adjustments	1,280
Net Cash Flows From Operating Activities	1,285
Cash Flows from Investing Activities:	
Purchase of furniture and equipment	
Net Cash Flows From Investing Activities	
Change in Cash	1,285
Cash - Beginning of Period	10
Cash Balance End of Period	\$ 1,294

BUDGET VARIANCE

July
2016
In 000'S

SCHOOL READINESS					
Category	Budget	Current Month Actual	Current Year Actual	% Budget Remaining	Target % Budget Remaining
REVENUE					
State of Florida	111,997	8,406	8,406	92.49%	91.67%
EXPENDITURES					
Salary and Fringe	10,383	753	753	92.75%	
Child Care Services	96,215	7,480	7,480	92.23%	
Contractual Services	3,004	23	23	99.22%	
Occupancy	1,241	118	118	90.49%	
Travel/Conf/Dev	87	17	17	80.67%	
Program Activity	675			100.00%	
IT	211	4	4	98.05%	
Other	182	10	10	94.28%	
TOTAL EXP	111,997	8,406	8,406	92.49%	91.67%

VPK					
Category	Budget	Current Month Actual	Current Year Actual	% Budget Remaining	Target % Budget Remaining
REVENUE					
State of Florida	58,763	820	820	98.60%	91.67%
EXPENDITURES					
Salary and Fringe	1,602	262	262	83.61%	
Child Care Services	56,503	532	532	99.06%	
Contractual Services	122	4	4	96.61%	
Occupancy	185	17	17	90.91%	
Travel/Conf/Dev	15	2	2	86.25%	
Program Activity	75			100.00%	
IT	216			99.81%	
Other	46	2	2	95.45%	
TOTAL EXP	58,763	820	820	98.60%	91.67%

EARLY HEAD START					
Category	Budget	Current Month Actual	Current Year Actual	% Budget Remaining	Target % Budget Remaining
REVENUE					
Office of Head Start	9,695	868	868	91.04%	91.67%
EXPENDITURES					
Salary and Fringe	2,429	160	160	93.40%	
Child Care Services	5,780	657	657	88.63%	
Contractual Services	645	12	12	98.17%	
Occupancy	163	22	22	86.64%	
Travel/Conf/Dev	35	13	13	63.19%	
Program Activity	303			99.92%	
IT	15			97.42%	
Other	325	4	4	98.87%	
TOTAL EXP	9,695	868	868	91.04%	91.67%

OTHER					
Category	Budget	Current Month Actual	Current Year Actual	% Budget Remaining	Target % Budget Remaining
REVENUE					
The Children's Trust	4,930	181	181	96.32%	
Other	648	134	134	79.37%	
Refugee	2,000	129	129	93.53%	
Teen Parent	405	-2	-2	100.49%	
	7,983	443	443	94.46%	91.67%
EXPENDITURES					
Salary and Fringe	796	91	91	88.63%	
Child Care Services	3,347	182	182	94.56%	
Contractual Services	2,999	94	94	96.87%	
Occupancy	246	5	5	98.13%	
Travel/Conf/Dev	20	7	7	66.39%	
Program Activity	525	53	53	89.98%	
IT	15	2	2	85.89%	
Other	36	6	6	83.58%	
TOTAL EXP	7,983	438	438	94.51%	91.67%
NET	-	4	4		

TOTAL	Budget	Current Month Actual	Current Year Actual	% Budget Remaining	Target % Budget Remaining
REVENUE					
State of Florida	170,761	9,226	9,226	94.60%	
Office of Head Start	9,695	868	868	91.04%	
The Children's Trust	4,930	181	181	96.32%	
Refugee	648	134	134	79.37%	
Teen Parent	2,000	129	129	93.53%	
Other	405	-2	-2	100.49%	
TOTAL REVENUE	188,437	10,537	10,537	94.41%	91.67%
EXPENDITURES					
Salary and Fringe	15,210	1,267	1,267	91.67%	
Child Care Services	161,845	8,852	8,852	94.53%	
Contractual Services	6,769	133	133	98.03%	
Occupancy	1,834	161	161	91.21%	
Travel/Conf/Dev	156	38	38	75.48%	
Program Activity	1,578	53	53	96.65%	
IT	456	7	7	98.47%	
Other	588	22	22	96.26%	
TOTAL EXP	188,437	10,533	10,533	94.41%	91.67%
NET	-	4	4		



Early Learning Coalition Finance Committee Meeting

August 31, 2016

Resolution: 08312016-01

Action Requested: Authorize the President and CEO to negotiate and execute an amendment to Contract C16-01 with Miami Dade College School of Education.

Fiscal Impact: The contract amount increases by \$253,100.00 for a total contract amount not to exceed \$449,086.25 for the fiscal year 2016-2017, which is subject to the availability of funding.

Funding Source: The U.S Department of Health and Human Services, Administration for Children and Families

Strategic Goal:

- Neediest Children
- Youngest Children
- Educate All

- Providers
- Internal Capacity
- Funding

RESOLUTION NO. 08312016-01

AUTHORIZE THE PRESIDENT AND CEO TO NEGOTIATE AND EXECUTE AN AMENDMENT TO CONTRACT C16-01 WITH MIAMI DADE COLLEGE SCHOOL OF EDUCATION. THE CONTRACT AMOUNT INCREASES BY \$253,100.00 FOR A TOTAL CONTRACT AMOUNT NOT TO EXCEED \$449,086.25 FOR THE FISCAL YEAR 2016-2017, WHICH IS SUBJECT TO THE AVAILABILITY OF FUNDING.

WHEREAS, the Finance Committee has been apprised of the program goals through the attached narrative, hereby incorporated by reference, and the Finance Committee is in agreement with the goals described therein;

WHEREAS, the Finance Committee recommends approving this action;

NOW, THEREFORE, be it resolved that the Finance Committee shall present this action to the Board of the Early Learning Coalition of Miami-Dade/Monroe, Inc. (the "Board"), and shall recommend that the Board approve this action at the next meeting of the Board.

Background

The Neighborhood Place for Early Head Start, to comply with the Head Start Program Performance Standards, requires all infant/toddler teaching staff in Early Head Start classrooms to attain, at minimum, a National Child Development Associate (CDA) Credential from the Council for Professional Recognition. This credential requires a minimum of 120 hours of relevant early childhood coursework.

The selected vendor will provide for-credit college coursework for Early Head Start infant/ toddler teachers employed by The Neighborhood Place for Early Head Start Education Partnership Sites. Courses will be offered on weekday evenings and Saturdays, and in English and Spanish to ensure all participants can fully participate. Participants will receive college credits for completing this CDA course model.

An additional \$253,100.00 is being added to this contract to serve an additional teachers, to pay any out-of-state residence fees for teachers who have lived in Florida less than a year, and books and materials.



Early Learning Coalition Finance Committee Meeting

August 31, 2016

Resolution: 08312016-02

Action Requested: Authorize the President and CEO to negotiate and execute an amendment to Contract C16-09 with Verdeja De Armas & Trujillo, Inc.

Fiscal Impact: The contract amount increases by \$8,500.00 for a total contract amount not to exceed \$65,500.00 for the fiscal year 2016-2017, which is subject to the availability of funding.

Funding Source: All Funding Sources

Strategic Goal:

<input checked="" type="checkbox"/> Neediest Children <input checked="" type="checkbox"/> Youngest Children <input checked="" type="checkbox"/> Educate All	<input checked="" type="checkbox"/> Providers <input type="checkbox"/> Internal Capacity <input type="checkbox"/> Funding
---	---

RESOLUTION NO. 08312016-02

AUTHORIZATION FOR THE PRESIDENT AND CEO TO NEGOTIATE AND EXECUTE AN AMENDMENT TO CONTRACT C16-09 WITH VERDEJA DE ARMAS & TRUJILLO, INC. THE CONTRACT AMOUNT INCREASES BY \$8,500.00 FOR A TOTAL CONTRACT AMOUNT NOT TO EXCEED \$65,000.00 FOR THE FISCAL YEAR 2016-2017, WHICH IS SUBJECT TO THE AVAILABILITY OF FUNDING.

WHEREAS, the Finance Committee has been apprised of the program goals through the attached narrative, hereby incorporated by reference, and the Finance Committee is in agreement with the goals described therein;

WHEREAS, the Finance Committee recommends approving this action;

NOW, THEREFORE, be it resolved that the Finance Committee shall present this action to the Board of the Early Learning Coalition of Miami-Dade/Monroe, Inc. (the "Board"), and shall recommend that the Board approve this action at the next meeting of the Board.

Background

A Request for Quote (RFQ) was released subject to competitive solicitation on June 17, 2016. Five quotes were received and reviewed by the Evaluation Committee. The Evaluation Committee recommended, based on content and price, to award the contract to Verdeja De Armas & Trujillo, Inc. as the selected vendor.

On July 1, 2016, the Early Learning Coalition of Miami-Dade/Monroe entered into a professional service agreement with Verdeja De Armas & Trujillo, Inc for external auditing services. The audit of pension plan services is also an annual requirement. Therefore, the Early Learning Coalition of Miami-Dade/Monroe is requesting to amend the current external auditing services contract with Verdeja De Armas & Trujillo, Inc and add the pension auditing services.

The initial external auditing contract amount was \$65,500.00. The proposed amendment to add the pension plan audit will increase the contract by \$8,500.00, for a total contract amount of \$73,500.00, subject to the availability of funding.



Early Learning Coalition Finance Committee Meeting

August 31, 2016

Resolution: 08312016-03

Action Requested: Authorize the President and CEO to negotiate and execute an amendment to Contract CSA 16-21 with H. A. Contracting Corporation, for playgrounds, playground equipment and facility improvements for 10 additional Early Head Start centers.

Fiscal Impact: The contract amount increases by \$1,679,000.00 for a total contract amount not to exceed \$2,939,000.00 for the fiscal year 2016-2017, which is subject to the availability of funding.

Funding Source: The U.S Department of Health and Human Services, Administration for Children and Families.

Strategic Goal:

<input checked="" type="checkbox"/> Neediest Children <input checked="" type="checkbox"/> Youngest Children <input checked="" type="checkbox"/> Educate All	<input checked="" type="checkbox"/> Providers <input type="checkbox"/> Internal Capacity <input type="checkbox"/> Funding
---	---

RESOLUTION NO. 08312016-03

ACTION REQUESTED: AUTHORIZED THE PRESIDENT AND CEO TO NEGOTIATE AND EXECUTE AN AMENDMENT TO CONTRACT CSA 16-21 WITH H.A CONTRACTING CORPORATION, FOR PLAYGROUND, PLAYGROUND EQUIPMENT AND FACILITY IMPROVEMENTS TO 10 ADDITIONAL EARLY HEAD START PROVIDERS. THE CONTRACT AMOUNT INCREASES BY \$1,679,000.00 FOR A TOTAL CONTRACT AMOUNT NOT TO EXCEED \$2,939,000.00 FOR THE FISCAL YEAR 2016-2017, WHICH IS SUBJECT TO THE AVAILABILITY OF FUNDING.

WHEREAS, the Finance Committee has been apprised of the program goals through the attached narrative, hereby incorporated by reference, and the Finance Committee is in agreement with the goals described therein;

WHEREAS, the Finance Committee recommends approving this action;

NOW, THEREFORE, be it resolved that the Finance Committee shall present this action to the Board of the Early Learning Coalition of Miami-Dade/Monroe, Inc. (the "Board"), and shall recommend that the Board approve this action at the next meeting of the Board.

Background

The Neighborhood Place for Early Head Start-Child Care Provider 18 Month program year ended 7/31/2016. Program year funding included Program Operations, Training and Technical Assistance and Startup. The startup of the programs did not occur until after the funding Notice of Award was received. The process of finding qualified entities to perform the work took time and created a budget balance in various budgetary line items. An analysis of the needs of the providers was conducted and a request was made to the Regional Office for Children and Families to reallocate the remaining budget balance. The request was approved to reallocate the remaining budget balance for the purchase of age appropriate playgrounds for 26 sites. The Regional Office for Children and Families approved the request and modified the budget accordingly.

Requesting Budget amendment to add \$1,679,000.00 to the General Contractor Agreement to provide playgrounds, playground equipment and improvements to 10 leased Early Head Start Centers, for a total of 26 Early Head Start centers.

Contract Amount	# of Facilities	Budget
Original Contract • Improvements	16 Facilities	\$1,200,000.00
Amendment Contract • Improvements • Equipment • Playground	10 Leased Facilities	\$1,679,000.00
Total	26 Facilities	\$2,939,000.00



Early Learning Coalition Finance Committee Meeting

August 31, 2016

Resolution: 08312016-04

Action Requested: Authorize the President and CEO to release a Request for Proposal for MIP Software services.

Fiscal Impact: A total amount not to exceed \$68,701.47 for the fiscal year 2016-2017, which is subject to the availability of funding.

Funding Source: All Funding Services

Strategic Goal:

- Neediest Children
- Youngest Children
- Educate All

- Providers
- Internal Capacity
- Funding

RESOLUTION: 08312016-04

AUTHORIZE THE PRESIDENT AND CEO TO RELEASE A REQUEST FOR PROPOSAL FOR MIP SOFTWARE SERVICES. A TOTAL AMOUNT NOT TO EXCEED \$68,701.47 FOR THE FISCAL YEAR, WHICH IS SUBJECT TO THE AVAILABILITY OF FUNDING.

WHEREAS, the Finance Committee has been apprised of the program goals through the attached narrative, hereby incorporated by reference, and the Finance Committee is in agreement with the goals described therein;

WHEREAS, the Finance Committee recommends approving this action;

NOW, THEREFORE, be it resolved that the Finance Committee shall present this action to the Board of the Early Learning Coalition of Miami-Dade/Monroe, Inc. (the "Board"), and shall recommend that the Board approve this action at the next meeting of the Board.

Background:

MIP is the accounting package which the Early Learning Coalition has been utilizing for several years. This request is to release a Request for Proposal (RFP) for the hosting, maintenance and training of the MIP software.

The Early Learning Coalition received guidance from the Florida Office of Early Learning that this service is not exempt from procurement.

RFP#ELCMDM2016-04 MIP Software Services
Budget \$68,701.47

Items/Service	Monthly	Yearly
Accounting Software Module	\$ 2,741.66	\$ 32,899.92
Access to Microix - p/person access 1/m - 12 p/y	\$ 85.00	\$ 1,020.00
Training/Services	\$ 9,781.55	\$ 9,781.55
Consulting Services	\$ 906.50	\$ 1,000.00
Special Projects 2016/2017	\$ 80.00	\$ 24,000.00
Total Estimated Expense FY 16/17	\$ 13,594.71	\$ 68,701.47
Training		
November Webinar Training - FY 15/16	\$ 225.00	
Microix and MIP Training -FY 16/17	\$ 2,000.00	
Microix and MIP Training - FY 15/16	\$ 363.00	
Training and Process Set up - FY 16/17	\$ 7,193.55	
Sub Total - FY15/16 up to 8/16	\$ 9,781.55	
Consulting Services		
Depreciation Setup and Training - FY 15/16	\$ 467.50	
Microix review and writeup new Process FY 15/16	\$ 340.00	
1099 Workshop & Process - FY 15/16	\$ 99.00	
Sut Total - FY15/16 up to 8/16	\$ 906.50	
Special Projects		
List of projects total 80 hrs appx @ \$300 hourly rate-FY 16/1	\$ 24,000.00	



Early Learning Coalition Finance Committee Meeting

August 31, 2016

Resolution: 08312016-05

Action Requested: Authorize the President and CEO to release a Request for Proposal for Food Catering Services.

Fiscal Impact: A total amount not to exceed \$51,714.50 for the fiscal year 2016-2017, which is subject to the availability of funding.

Funding Source: The U.S Department of Health and Human Services, Administration for Children and Families, Nemours, The Children's Trust Fund and The Health Foundation.

Strategic Goal:

<input checked="" type="checkbox"/> Neidiest Children <input checked="" type="checkbox"/> Youngest Children <input checked="" type="checkbox"/> Educate All	<input checked="" type="checkbox"/> Providers <input checked="" type="checkbox"/> Internal Capacity <input type="checkbox"/> Funding
--	---

RESOLUTION: 08312016-05

AUTHORIZE THE PRESIDENT AND CEO TO RELEASE A REQUEST FOR PROPOSAL FOR FOOD CATERING SERVICES. A TOTAL AMOUNT NOT TO EXCEED \$51,714.50 FOR THE FISCAL YEAR 2016-2017, WHICH IS SUBJECT TO THE AVAILABILITY OF FUNDING.

WHEREAS, the Finance Committee has been apprised of the program goals through the attached narrative, hereby incorporated by reference, and the Finance Committee is in agreement with the goals described therein;

WHEREAS, the Finance Committee recommends approving this action;

NOW, THEREFORE, be it resolved that the Finance Committee shall present this action to the Board of the Early Learning Coalition of Miami-Dade/Monroe, Inc. (the "Board"), and shall recommend that the Board approve this action at the next meeting of the Board.

Background:

The Professional Development Institute in collaboration with Quality Counts and Early Head Start (EHS) will be hosting Parenting Educational courses. A component of the training model consists of offering parent participants, weekly family style meals for 12 sessions. The Early Head Start program regulations include as an allowable expense, the purchase of food for the Early Head Start hosted events. The purpose of the meals is to model family style dining for the participants and teach them to replicate the model with their families.

Early Learning Coalition of Miami-Dade/Monroe

School Readiness Slot Utilization Snapshot - Miami-Dade

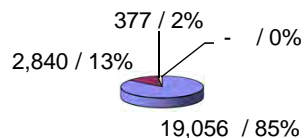
July 2016

(all dollar amounts in thousands *000)


Children Served	Amount
Total actual paid - YTD	20,110
Total actual paid - July 2016	20,110
Net Slot Payment and Gold Seal	\$ 6,532
Match (BG8 and CCEP)	\$ 126
Total cost (in thousands) (incl match)	\$ 7,416
Change month over month	
Total Net Increase(decrease) children	(2,756)
Net increase/(decrease) dollars	\$ (708)
Monthly Activity	Amount
Beginning Census	22,866
NET Increase/(Decrease)	(2,756)
Total	20,110
Current Data	
Enrolled As of Aug 29, 2016	22,008
Projected Paid for August (96% of enrolled)	21,128
Ready Pool and Waitlist	
Ready Pool as of Aug 29, 2016	-
Waitlist as of Aug 29, 2016	4,472
Waitlist as of Jul 18, 2016	4,600
Waitlist as of Jun 27, 2016	3,397
VPK Enrolled As of Aug 29, 2016	
Regular	7,185
Summer	294
VPK Total Actual Paid - July 2016	
SISP	28
Regular	-
Summer	385
VPK Total Actual Paid - YTD	
SISP	28
Regular	-
Summer	385

Eligibility Breakdown	Children Paid by Billing Group				Dollars Paid by Billing Group			
	Receiving Service	% of Total	Diff Prior Month	% Change Prior Month	Amount*	% of Total	Diff Prior Month	% Change Prior Month
Type								
AT Risk (BG1)	2,265	11.17%	(233)	-9.33%	\$864.69	11.86%	(\$48.48)	-5.31%
Income Eligible (BG8)	14,811	73.03%	(2,025)	-12.03%	\$5,442.92	74.66%	(\$556.86)	-9.28%
Florida One Parent	-	0.00%	-	-	\$ -	0.00%	\$ -	-
Transitional Child Care (BG5)	1,346	6.64%	(266)	-16.50%	\$477.69	6.55%	(\$62.75)	-11.61%
Work Force Development (BG3x)	1,104	5.44%	(157)	-12.45%	\$378.54	5.19%	(\$23.66)	-5.88%
CCEP (Purchasing Pool) (CCPP)	756	3.73%	(151)	-16.65%	\$126.29	1.73%	(\$16.26)	-11.41%
ARRA	-	0.00%	-	-	\$ -	0.00%	\$0.00	-
BGSNT	-	0.00%	-	-	\$ -	0.00%	\$0.00	-
Total	20,282	100%	(2,832)	-12.25%	\$7,290.13	100%	(\$708.02)	-8.85%
Minus 172 Overlap	20,110							
GOLD SEAL					\$758.36	10.40%	(\$64.18)	-7.80%
categories above)	-	-	-	-	\$ -	-	\$0.00	-
SFW GOLD SEAL					\$ -	-	\$0.00	-
Age Break Down	All Eligible Clients-Paid				Dollars Paid by Age Category			
Type	Receiving Service	% of Total	Diff Prior Month	% Change Prior Month	Amount-\$	% of Total	Diff Prior Month	% Change Prior Month
Infant	3,972	17.88%	(40)	-1.00%	\$994.06	16.08%	(\$611.60)	-38.09%
Toddler	3,978	17.91%	(75)	-1.85%	\$1,031.25	16.68%	(\$454.42)	-30.59%
Three Year Old	4,369	19.67%	(194)	-4.25%	\$1,297.60	20.99%	(\$241.94)	-15.72%
Pre-School	6,737	30.33%	(390)	-5.47%	\$2,110.73	34.14%	(\$159.53)	-7.03%
<i>Sub-Total</i>	<i>19,056</i>	<i>85.78%</i>	<i>(699)</i>	<i>-3.54%</i>	<i>\$5,433.65</i>	<i>87.88%</i>	<i>(\$1,467.49)</i>	<i>-21.26%</i>
School Age: 6 yrs	1,508	6.76%	(643)	-29.89%	\$415.91	6.73%	(\$114.90)	-21.65%
School Age: 7 yrs	810	3.63%	(279)	-25.62%	\$203.44	3.29%	(\$62.92)	-23.62%
School Age: 8 yrs	260	1.17%	(80)	-23.53%	\$30.94	0.50%	(\$43.40)	-58.38%
Unduplicated School Age: 6 - 8 yrs**	2,840	12.75%	(1,225)	-30.14%	\$715.08	11.57%	(\$280.85)	-28.20%
School Age: 9 yrs and above	377	1.69%	(107)	-22.11%	\$34.14	0.55%	(\$64.89)	-65.53%
School Age Total Includes 58 Overlap	3,217	14.44%	(1,332)	-29.28%	\$749.22	12.12%	(\$345.74)	-31.58%
School Age (Unduplicated)	3,159	14.22%	(1,308)	-29.28%	\$749.22	12.12%	(\$345.74)	-31.58%
Other	-	0.00%	0	-	\$0.00	0.00%	\$0.00	-
<i>Sub-Total</i>	<i>3,159</i>	<i>14.22%</i>	<i>(1,308)</i>	<i>-29.28%</i>	<i>\$749.22</i>	<i>12.12%</i>	<i>(\$345.74)</i>	<i>-31.58%</i>
Total	22,215	100%	(2,007)	-8.29%	\$6,182.86	100%	(\$1,813.24)	-22.68%
Minus 1477 Overlap	20,738							

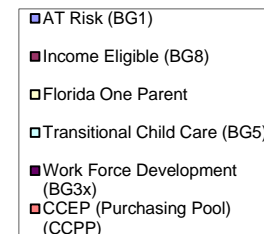
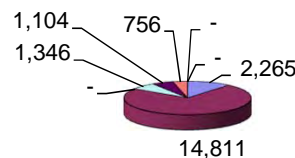
Children By Age Group



**There are 301 5-year-old within this count.



Children Paid by BG Group



Note: Legends with too small percentage are not shown on the pie chart.

Early Learning Coalition of Miami-Dade/Monroe

School Readiness Slot Utilization Snapshot - Monroe

July 2016

(all dollar amounts in thousands '000)

Children Served	Amount
Total actual paid - July 2016	475
Net Slot Payment and Gold Seal	\$ 157
Match (BG8 and CCEP)	\$ 2
Total cost (in thousands) (incl match)	\$ 170
Change month over month	
Total Net Increase(decrease) children	(79)
Net increase/(decrease) dollars	\$ (20)
Monthly Activity	
Amount	
Beginning Census	554
Net Increase/(Decrease)	(79)
Total	475

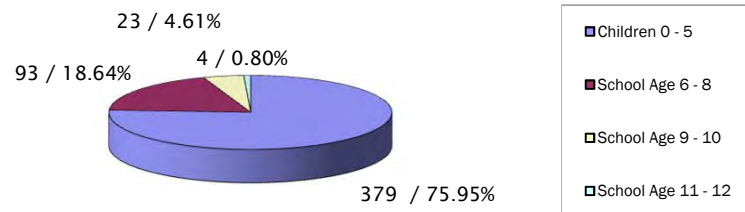
Current Data	
Enrolled as of Aug 28, 2016	573
Projected Paid for August (96% of enrolled)	550
Waitlist	
Waitlist as of Aug 28, 2016	0
Waitlist as of Jul 22, 2016	0
Waitlist as of Jun 27, 2016	0
VPK Enrolled as of Aug 28, 2016	44
VPK Total Actual Paid - July 2016	10

Eligibility Breakdown Type	Children Paid by Billing Group				Dollars Paid by Billing Group			
	Receiving % of Service	% of Total	Diff Prior Month	% Change Prior Month	Amount	% of Total	Diff Prior Month	% Change Prior Month
AT Risk (BG1)	100	20.66%	(16)	-13.79%	\$39.15	23.42%	(\$1.98)	-4.80%
Income Eligible (BG8)	351	72.52%	(55)	-13.55%	\$119.06	71.23%	(\$15.54)	-11.54%
Florida One Parent	-	0.00%	0	-	\$-	0.00%	\$-	-
Transitional Child Care (BG5)	3	0.62%	-3	-50.00%	\$1.29	0.77%	(\$1.32)	-50.42%
Work Force Development (BG3x)	13	2.69%	-3	-18.75%	\$5.20	3.11%	(\$0.53)	-9.25%
CCEP (Purchasing Pool) (CCPP)	17	3.51%	-4	-19.05%	\$2.43	1.46%	(\$0.84)	-25.60%
ARRA	-	0.00%	-	-	\$0.00	0.00%	\$0.00	-
Total	484	100%	(81)	-14.34%	\$167.14	100%	(\$20.20)	-10.78%
Minus 9 Overlap	475							
GOLD SEAL	-	-	-	-	\$10.15	6.07%	(\$0.55)	-5.12%

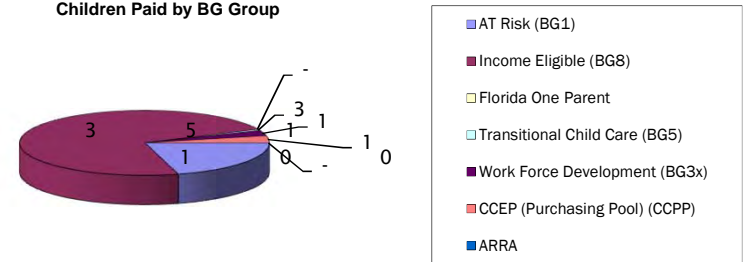
Age Break Down Type	All Eligible Clients-Paid				Dollars Paid by Age Category			
	Receiving % of Service	% of Total	Diff Prior Month	% Change Prior Month	Amount-\$	% of Total	Diff Prior Month	% Change Prior Month
Infant	91	18.24%	(17)	-15.74%	\$34.97	20.92%	(\$8.16)	-18.92%
Toddler	87	17.43%	(4)	-4.40%	\$33.57	20.09%	(\$3.27)	-8.88%
Three Year Old	88	17.64%	(8)	-8.33%	\$28.85	17.26%	(\$3.40)	-10.53%
Pre-School	113	22.65%	(28)	-19.86%	\$36.75	21.99%	(\$5.99)	-14.01%
<i>Sub-Total</i>	<i>379</i>	<i>75.95%</i>	<i>(57)</i>	<i>-13.07%</i>	<i>\$134.15</i>	<i>80.26%</i>	<i>(\$20.82)</i>	<i>-13.43%</i>
School Age: 6	30	6.01%	-10	-25.00%	\$8.04	4.81%	(\$0.45)	-5.26%
School Age: 7	36	7.21%	(5)	-12.20%	\$10.32	6.17%	\$0.50	5.14%
School Age: 8	22	4.41%	(6)	-21.43%	\$6.06	3.62%	(\$0.09)	-1.49%
School Age: 6 - 8**	93	18.64%	(23)	-19.83%	\$25.83	15.45%	(\$0.42)	-1.58%
School Age: 9 - 10	23	4.61%	-2	-8.00%	\$6.31	3.78%	\$1.27	25.24%
School Age: 11 - 12	4	0.80%	-2	-33.33%	\$0.85	0.51%	(\$0.23)	-21.49%
School Age: Other Age	0	0.00%	0	-	\$0.00	0.00%	\$0.00	-
School Age Total	120	24.05%	(27)	-18.37%	\$33.00	19.74%	\$0.62	1.93%
Other	-	0.00%	-	-	\$-	0.00%	\$-	-
<i>Sub-Total</i>	<i>120</i>	<i>24.05%</i>	<i>(27)</i>	<i>-18.37%</i>	<i>\$33.00</i>	<i>19.74%</i>	<i>\$0.62</i>	<i>1.93%</i>
Total	499	100%	(84)	-14.41%	\$167.14	100%	(\$20.20)	-10.78%
Minus 24 Overlap	475							

**There are 5 5-year-old within this count.

Children By Age Group



Children Paid by BG Group



Early Learning Coalition of Miami-Dade/Monroe

EHS Slot Utilization Snapshot - EHS

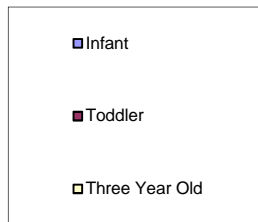
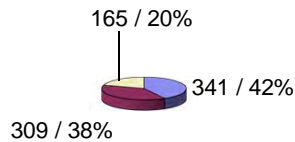
July 2016

(all dollar amounts in thousands '000)


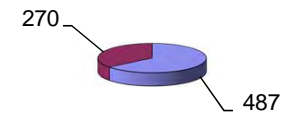
EHS Children Served	Amount
Total actual paid - YTD	757
Total actual paid - July 2016	757
Net Slot Payment and EHS	\$ 653,603
Match (BG8 and CCEP)	\$ -
Total cost (in thousands) (incl match)	\$ 653,603
EHS Monthly Activity	
Beginning Census	747
NET Increase/(Decrease)	10
Total	757
Current Data	
Enrolled As of Aug 29, 2016	739
enrolled)	709
EHS Waitlist	564
8/30/2016	

Eligibility Breakdown	Children Paid by Billing Group				Dollars Paid by Billing Group				
	Receiving Service	% of Total	Diff Prior Month	% Change Prior Month	Amount*	% of Total	Diff Prior Month	% Change Prior Month	
Type									
EHS	487	64.93%			\$469,700.00	71.86%			
Dual Enrollments (SR+EHS)-270	270	36.00%			\$183,903.21	28.14%			
Total	757	100.93%			\$653,603.21	100%			
Max Enrollment	750								
Minus 0 Overlap	757								
GOLD SEAL					\$0.00	0.00%			
categories above)	-				\$ -				
SFW GOLD SEAL					\$ -				
Age Break Down		All Eligible Clients-Paid				Dollars Paid by Age Category			
Type	Receiving Service	% of Total	Diff Prior Month	% Change Prior Month	Amount-\$	% of Total	Diff Prior Month	% Change Prior Month	
Infant	341	41.84%			\$269.00	40.92%			
Toddler	309	37.91%			\$248.26	37.77%			
Three Year Old	165	20.25%			\$140.09	21.31%			
Pre-School	0	0.00%			\$0.00	0.00%			
<i>Sub-Total</i>	<i>815</i>	<i>100.00%</i>			<i>\$657.35</i>	<i>100.00%</i>			
Other	-	0.00%			\$0.00	0.00%			
<i>Sub-Total</i>	<i>-</i>	<i>0.00%</i>			<i>\$0.00</i>	<i>0.00%</i>			
Total	815	100%			\$657.35	100%			
Minus 55 Overlap	760								

Children By Age Group



Children Paid by BG Group



Note: Legends with too small percentage are not shown on the pie chart.

Staff & Provider Travel - July 2016 AMEX

Trans. Date	ELC Description	Amount
7/28/2016	The Florida Hotel lodging for C. Hunter to attend Oral Health Florida Conference 07-27 to 07-29	\$ 210.00
7/20/2016	Jetblue airfare for B. Torres to attend Region IV Human Resource Academy 08-01 to 08-04	\$ 274.20
7/20/2016	Jetblue airfare for T. Turner to attend Region IV Human Resource Academy 08-01 to 08-04	\$ 274.20
7/19/2016	AA airfare for J. Dominguez to attend Region IV Human Resource Academy 08-01 to 08-04	\$ 312.20
7/12/2016	Courtyard Marriott lodging for Chemika Burkhalter to attend Childhood Trauma Practitioners conference 07-10 to 07-12	\$ 304.42
7/12/2016	Hyatt Place lodging for F. Wilkinson to attend Childhood Trauma Practitioners conference 07-10 to 07-12	\$ 271.56
7/12/2016	Hyatt Place lodging for N. Villar to attend Childhood Trauma Practitioners conference 07-10 to 07-12	\$ 271.56
7/9/2016	Double tree lodging for D. Campbell to attend Finding the Keys ERSEA 07-13 to 07-14	\$ 182.85
7/9/2016	Double tree lodging for O. Gonzalez-Varese to attend Finding the Keys ERSEA 07-13 to 07-14	\$ 182.85
7/9/2016	Double tree lodging for D. Campbell to attend Finding the Keys ERSEA 07-13 to 07-14	\$ 333.50
7/9/2016	Double tree lodging for O. Gonzalez-Varese to attend Finding the Keys ERSEA 07-13 to 07-14	\$ 333.50
7/9/2016	Hilton lodging for J. Perdomo to attend Creating Outstanding Learning conference 07-06 to 07-08	\$ 258.34
7/9/2016	Hilton lodging for J. Saint Louis to attend Creating Outstanding Learning conference 07-06 to 07-08	\$ 258.34
7/8/2016	Double tree lodging for C. Hunter to attend Finding the Keys ERSEA 07-13 to 07-14	\$ 166.75
7/8/2016	Double tree lodging for O. Baruwa-Castro to attend Finding the Keys ERSEA 07-13 to 07-14	\$ 166.75
7/8/2016	Double tree lodging for O. Baruwa-Castro to attend Finding the Keys ERSEA 07-11 to 07-13	\$ 365.70
7/8/2016	Double tree lodging for C. Hunter to attend Finding the Keys ERSEA 07-13 to 07-14	\$ 365.70
7/8/2016	Marriott lodging for V. Tarvin-Stovall to attend Administration for Children and Families National Research conf. 07-10 to 07-13	\$ 989.28
7/8/2016	Marriott lodging for J. Walker to attend Administration for Children and Families National Research conf. 07-10 to 07-13	\$ 989.28
7/8/2016	Marriott lodging for T. Guess to attend Administration for Children and Families National Research conf. 07-10 to 07-13	\$ 989.28
7/5/2016	AA airlines for V. Tarvin-Stovall to attend Administration for Children and Families National Research conf. 07-10 to 07-13	\$ 433.20
7/5/2016	AA airlines for J. Walker to attend Administration for Children and Families National Research conf. 07-10 to 07-13	\$ 433.20
7/5/2016	AA airlines for T. Guesss to attend Administration for Children and Families National Research conf. 07-10 to 07-13	\$ 433.20
7/1/2016	AA airfare for Chemika Burkhalter to attend Childhood Trauma Practitioners conference 07-10 to 07-12	\$ 643.70
		\$ 9,443.56

Monthly breakdown - Airfare , Hotel, Car	
Total Airfare July	\$ 2,803.90
Total Hotel July	\$ 6,639.66
Total car rental & tolls July	\$ -