



FINANCE COMMITTEE MEETING
March 29th, 2016, 10:00 am
ELC Board Room

- | | | |
|------|---|--------------|
| I. | Welcome & Introductions | Robert Eadie |
| II. | Approval of Minutes | Robert Eadie |
| | A. Motion to approve minutes for the month of February 2016 | |
| III. | Financial Statements | Robert Eadie |
| IV. | Resolutions | Robert Eadie |
| V. | Information Items | Robert Eadie |
| | A. Slot Utilization | |
| | B. Fiscal Year 2015-2016 Budget | |
| VI. | Public Comments | Robert Eadie |
| VII. | Meeting Adjourn | Robert Eadie |

Mission: To promote high-quality school readiness, voluntary pre-kindergarten and after school programs, thus increasing all children's chances of achieving future educational success and becoming productive members of society. The Coalition seeks to further the physical, social, emotional and intellectual needs of Miami-Dade and Monroe County children with a priority toward the ages before birth through age 5.



Finance Committee Meeting
February 24th, 2016; 10:00 AM
Early Learning Coalition Board Room

Committee Attendees: Robert Eadie (via conference call); Adrian Alfonso (via conference call); Alex Soto (via conference call); Philip Gassman (via conference call)

Absent Committee: Theresa Axford

Staff Attendees: Angelo Parrino; Lisa Sanabria; Lisney Badillo; Mercy Castiglione; Jose Hernandez; Fred Hicks; Marie-Jose Sanchez

I. Welcome and Introductions **Robert Eadie**

- Robert Eadie called the meeting to order and welcomed everyone. Quorum was established.

II. Approval of Minutes **Robert Eadie**

- Motion to approve minutes by A. Alfonso.
 - Motion seconded by P. Gassman.
 - Motion was unanimously passed.

III. Financial Statements **Robert Eadie**

- B. Eadie reviewed the finance statements and stated that it was business as usual.

IV. Resolutions **Robert Eadie**

- Resolution 02242016-01 this resolution presents RFP#ELCMDM2015-03 (Fiscal Monitoring Services) Evaluation Committee's scoring results of the Request for Proposal to the Financial Committee for review and recommendation of vendor selection to the Board of Directors. This resolution also requests authorization and approval for the President and CEO to negotiate and execute a contract with the selected vendor
Fiscal Impact: The Contract amount will not exceed \$170,000.00, which is subject to availability of funding. Funding Source: All Funding Sources.
- E. Torres stated that this resolution was taken to the Audit Committee for approval.



- Motion to approve resolution by B. Eadie.
- Motion seconded by P. Gassman.
- A. Alfonso recused himself.
- Motion was unanimously passed.

V. Informational Items

Robert Eadie

- E. Torres stated that the Wait list for Miami-Dade County is not reflecting 1789 children and continues to increase, an analysis will be made to see if the ELC can continue to enroll children. Monroe County's Wait list remains at 0.
- A. Parrino stated that the ELC will have a disposition of property were primarily all items have been deemed scrap.
 - Motion to approve disposition of property by B. Eadie.
 - Motion seconded by P. Gassman.
 - Motion was unanimously passed.

VI. Adjourn

Robert Eadie

Early Learning Coalition of Miami-Dade and Monroe Counties

Statement of Financial Position

(In thousands \$000)

	Unaudited As of 2/29/2016
Assets	
Cash & Cash Equivalents	556
Grants Receivable	33,896
VPK Prepayment	4,749
Property and Equipment, Net	395
Other Assets	502
	<hr/>
Total Assets	\$ 40,098
	<hr/> <hr/>
Liabilities	
Accounts Payable	500
Advances Due to OEL & Other	15,106
VPK Prepayment	4,749
Deferred Revenues	50
Accrued Expenses & Other Liabilities	18,359
Total Liabilities	38,763
	<hr/>
Net Assets	
Unrestricted	459
Temporarily Restricted	875
Total Net Assets	1,334
	<hr/>
Total Liabilities and Net Assets	\$ 40,098
	<hr/> <hr/>

Early Learning Coalition of Miami-Dade and Monroe Counties

Statement of Activities
(In thousands \$000)

	YTD		
	<u>Unrestricted</u>	<u>Temporarily Restricted</u>	<u>2/29/2016</u>
Support and revenues			
Grants	\$ 0	\$ 119,863	\$ 119,863
Contributions and Other	2	0	2
Net Assets Released from Restrictions	<u>119,769</u>	<u>(119,769)</u>	<u>0</u>
 Total Support and Revenues	 119,771	 94	 119,865
 Expenses			
Early Education Services	116,181		116,181
Administration	<u>3,626</u>		<u>3,626</u>
 Total Expenses	 <u>119,807</u>	 <u>0</u>	 <u>119,807</u>
 Change in Net Assets	 (36)	 94	 58
 Beginning Net Assets	 495	 782	 1,277
 Ending Net Assets	 <u>\$ 460</u>	 <u>\$ 875</u>	 <u>\$ 1,334</u>

Early Learning Coalition of Miami-Dade and Monroe Counties
Statement of Functional Expenses
(In thousands \$000)

	<u>Early Education Services</u>	<u>Administration</u>	<u>Preliminary YTD 2/29/2016</u>
Expenses:			
Payroll & Employee Benefits	7,469	2,654	10,124
Direct Child Care Services	103,138	1	103,139
Contracted Services-Subrecipients	2,353	-	2,353
Dues & Subscriptions	5	14	19
Occupancy Costs	926	33	959
Telephone & Communications	208	8	215
Equipment Repair & Maintenance	132	8	140
Postage & Freight	54	20	74
Printing	67	2	69
Professional Fees	971	406	1,378
Travel & Transportation Expenses	51	81	132
Program Supplies	572	0	572
Meetings & Conferences	16	24	40
Insurance-General & Liability	62	3	65
Office	253	185	438
Other Administrative Costs	(95)	185	91
Total Expenses	\$ <u>116,181</u>	<u>3,625</u>	<u>119,807</u>

Early Learning Coalition of Miami-Dade and Monroe Counties
Statement of Cash Flows
(In thousands \$000)

	Preliminary YTD 2/29/2016
Cash Flows From Operating Activities	
Change In Net Assets	58
Adjustments to reconcile change in net cash provided by	
Depreciation Expense	
(Increase) Decrease in Assets:	
Grants Receivables	(20,253)
Other Assets	(139)
VPK Prepayment	(4,749)
Increase (Decrease) in Liabilities:	
Accounts Payable-Vendors	(3,004)
Other Accrued Expenses & Other Payables	6,092
Advances Due to OEL	19,508
Advances Due to Other Grantors	300
Deferred Revenues	(12)
Total Adjustments	(2,258)
Net Cash Flows From Operating Activities	(2,200)
Cash Flows from Investing Activities:	
Purchase of furniture and equipment	
Net Cash Flows From Investing Activities	
Change in Cash	(2,200)
Cash - Beginning of Period	2,756
Cash Balance End of Period	\$ 556

BUDGET VARIANCE
February 2016
In 000's

SCHOOL READINESS					
Category	Forecast	Current Month Actual	Current Year Actual	% Budget Remaining	Target % Budget Remaining
REVENUE					
State of Florida	110,020	9,399	73,653	33.05%	33.33%
EXPENDITURES					
Salary and Fringe	10,883	763	7,155	34.26%	
Child Care Services	92,839	8,130	62,690	32.47%	
Contractual Services	3,004	293	1,889	37.11%	
Occupancy	1,241	109	1,216	1.99%	
Travel/Conf/Dev	87	20	112	-28.64%	
Program Activity	1,575	45	186	88.19%	
IT	211	4	148	29.82%	
Other	182	35	237	-30.41%	
TOTAL EXP	110,020	9,398	73,633	33.07%	33.33%

VPK					
Category	Forecast	Current Month Actual	Current Year Actual	% Budget Remaining	Target % Budget Remaining
REVENUE					
State of Florida	58,393	6,156	36,387	37.69%	33.33%
EXPENDITURES					
Salary and Fringe	1,107	150	1,136	-2.60%	
Child Care Services	56,627	5,998	35,187	37.86%	
Contractual Services	122	1	10	91.98%	
Occupancy	185	2	24	87.25%	
Travel/Conf/Dev	15	1	3	79.27%	
Program Activity	75			100.00%	
IT	216	4	18	91.78%	
Other	46	1	10	78.28%	
TOTAL EXP	58,393	6,156	36,387	37.69%	33.33%

EARLY HEAD START					
Category	Forecast	Current Month Actual	Current Year Actual	% Budget Remaining	Target % Budget Remaining
REVENUE					
Office of Head Start	10,785	847	5,014	53.51%	33.33%
EXPENDITURES					
Salary and Fringe	2,775	142	1,246	55.10%	
Child Care Services	5,850	528	3,113	46.78%	
Contractual Services	651	5	152	76.70%	
Occupancy	504	24	208	58.85%	
Travel/Conf/Dev	80	6	47	40.75%	
Program Activity	865	73	109	87.35%	
IT	18	22	52	-186.26%	
Other	41	46	87	-111.37%	
TOTAL EXP	10,785	847	5,014	53.51%	33.33%

OTHER					
Category	Forecast	Current Month Actual	Current Year Actual	% Budget Remaining	Target % Budget Remaining
REVENUE					
The Children's Trust	4,930	319	3,197	35.15%	
Other	648	82	437	32.51%	
Refugee	2,000	110	1,010	49.49%	
Teen Parent	405	37	166	59.04%	
	7,983	548	4,811	39.74%	33.33%
EXPENDITURES					
Salary and Fringe	796	64	525	34.04%	
Child Care Services	3,347	200	2,149	35.78%	
Contractual Services	2,999	224	1,688	43.72%	
Occupancy	246	1	28	88.71%	
Travel/Conf/Dev	20	7	62	-214.04%	
Program Activity	525	42	289	44.98%	
IT	15		5	64.73%	
Other	36	6	28	22.63%	
TOTAL EXP	7,983	545	4,774	40.20%	33.33%
NET	-	3	37		

TOTAL	Forecast	Current Month Actual	Current Year Actual	% Budget Remaining	Target % Budget Remaining
REVENUE					
State of Florida	168,414	15,555	110,040	34.66%	
Office of Head Start	10,785	847	5,014	53.51%	
The Children's Trust	4,930	319	3,197	35.15%	
Refugee	648	82	437	32.51%	
Teen Parent	2,000	110	1,010	49.49%	
Other	405	37	166	59.04%	
TOTAL REVENUE	187,181	16,950	119,865	35.96%	33.33%
EXPENDITURES					
Salary and Fringe	15,561	1,119	10,062	35.34%	
Child Care Services	158,663	14,857	103,139	34.99%	
Contractual Services	6,775	523	3,738	44.83%	
Occupancy	2,176	136	1,475	32.22%	
Travel/Conf/Dev	201	33	224	-11.31%	
Program Activity	3,040	161	584	80.78%	
IT	460	30	222	51.61%	
Other	305	88	362	-18.81%	
TOTAL EXP	187,181	16,947	119,807	35.99%	33.33%
NET	-	4	58		



Early Learning Coalition Finance Committee Meeting

March 29, 2016

Resolution: 03292016-01

Action Requested: Authorize the President and CEO to negotiate and execute an amendment to Contract PSA15-41 with WELS System Foundation, LLC.

Fiscal Impact: The contract amount increases by \$89,500.00 for a total contract amount not to exceed \$339,500.00 for the fiscal year 2015-2016, which is subject to the availability of funding.

Funding Source: The Children's Trust

Strategic Goal:

- Neediest Children**
- Youngest Children**
- Educate All**

- Providers**
- Internal Capacity**
- Funding**

RESOLUTION NO. 03292016-01

AUTHORIZATION FOR THE PRESIDENT AND CEO TO NEGOTIATE AND EXECUTE AN AMENDMENT TO CONTRACT PSA 15-41 WITH WELS SYSTEM FOUNDATION, LLC. THE AMENDMENT WILL NOT EXCEED \$339,500.00 WHICH IS SUBJECT TO THE AVAILABILITY OF FUNDING.

WHEREAS, the Finance Committee has been apprised of the goals of the program through the attached narrative, hereby incorporated by reference, and the Finance Committee is in agreement with the goals described therein; and

WHEREAS, the President and CEO and staff recommend approving this action,

NOW, THEREFORE BE IT RESOLVED BY THE BOARD OF THE EARLY LEARNING COALITION OF MIAMI-DADE/MONROE, MIAMI-DADE COUNTY, FLORIDA that this Board authorizes the President and CEO to negotiate and execute an amendment to Contract PSA 15-41 with WELS System Foundation, LLC. The amendment will add \$89,500.00 for a total contract amount not to exceed \$339,500.00 for fiscal year 2015-2016, which is subject to the availability of funding.

The foregoing resolution and attachment was offered by _____, who moved its approval. The motion was seconded by _____, and upon being put to a vote, the vote was as follows: _____.

The vote was recorded as in the attached roll call sheet.

The Chairperson thereupon declared the resolution duly passed and adopted this 4th day of April, 2016.

EARLY LEARNING COALITION OF MIAMI-DADE/MONROE

MIAMI-DADE COUNTY, FLORIDA

BY _____

BOARD SECRETARY

Background

On July 1, 2015, the Early Learning Coalition of Miami-Dade/Monroe County entered into a professional service agreement with WELS System Foundation, LLC, for the provision of System Upgrade, Maintenance and Support Services. The initial agreement amount was \$250,000.00, inclusive of travel and related expenses. The proposed amendment will increase the contract by \$89,500.00, for a total contract amount of \$ 339,500.00, subject to the availability of funding.

- WELS data system holds all the data to the programs in quality counts, such as: demographics for classrooms and teaching staff, classrooms assessments and programs ratings.

The proposed amendment for an additional \$89,500.00 is being requested due to the following:

- The Portal Adjustments were originally budgeted for 400 hours, due to new changes to the standards, rating, assessment tools and staff qualifications it will now be increased by an additional **572** hours.
- Reporting was budgeted for 350 hours, due to changes to the program an additional **64** hours are needed.
- Data Integrity & Exports was originally budgeted at 200 hours an additional **40** hours is needed to reflect program changes
- Prism Cubes & WELS Dashboard was originally budgeted at 300 hours an additional **40** hours is needed to reflect program changes

Scope of Work 2015-2016	Task description	Time Allotted	Cost Per Unit	Total Cost
Portal 2.0 Adjustments	Adjust portal for 2.0. Including online provider awards.	972 hours	\$125.00	\$121,500.00
Data Integrity and Exports	Support evaluation efforts for 2.0 and Review, revise, and maintain up-to-date documentation for all policies, procedures, processes, data codebooks/dictionaries and reports for consistency and accuracy	240 hours	\$125.00	\$30,000.00
Reporting	Develop and revise reports to accommodate 2.0. Maintain availability of reports through 1.0 until necessary.	414 hours	\$125.00	\$51,750.00
Maintenance	Maintenance; Support, which includes phone and email support, monthly reporting, minor enhancements; and Application hosting for secured WELS/PORTAL sites, Backup sites, and model/training sites	12 months	\$5,000.00 per month	\$60,000.00
Maintain Quality Counts Website	Integrate WELS 2.0 and the Quality Counts Website	100 hours	\$125.00	\$12,500.00

PRISM Cubes and WELS Dashboard	Provide additional PRISM cubes for Key Performance Measures. Use the cubes to develop WELS dashboards for Quality Counts 2.0	340 hours	\$125.00	\$42,500.00
ERS Assessments	Fees associated with ERS	300 assessments	\$17.50 per assessment	\$5,250.00
CLASS Assessments	Fees associated with CLASS	307 assessments	\$52 per assessment	\$16,000.00
Total Contract				\$339,500.00

Note: The children trust is the founding source, they have reviewed and approved this expenditure.



Early Learning Coalition Finance Committee Meeting

March 29, 2016

Resolution: 03292016-02

Action Requested: This resolution presents RFP#ELCMDM2016-01 (Early Head Start Formal Education and Credentialing Services) Evaluation Committee's scoring results to the Finance Committee for review and recommendation of vendor selection to the Board of Directors. This resolution also requests authorization and approval for the President and CEO to negotiate and execute a contract with the selected vendor.

Fiscal Impact: The Contract amount will not exceed \$200,000.00, which is subject to availability of funding.

Funding Source: The U.S. Department of Health and Human Services, Administration for Children and Families.

Strategic Goal:

<input checked="" type="checkbox"/> Neediest Children	<input checked="" type="checkbox"/> Providers
<input checked="" type="checkbox"/> Youngest Children	<input type="checkbox"/> Internal Capacity
<input checked="" type="checkbox"/> Educate All	<input type="checkbox"/> Funding

RESOLUTION NO. 03292016-02

THIS RESOLUTION PRESENTS RFP#ELCMDM2016-01 (EARLY HEAD START FORMAL EDUCATION AND CREDENTIALING) EVALUATION COMMITTEE'S SCORING RESULTS TO THE FINANCE COMMITTEE FOR REVIEW AND FOR A RECOMMENDATION OF VENDOR SELECTION TO THE BOARD OF DIRECTORS. THIS RESOLUTION ALSO REQUESTS AUTHORIZATION AND APPROVAL FOR THE PRESIDENT AND CEO TO NEGOTIATE AND EXECUTE A CONTRACT WITH THE SELECTED VENDOR, SUBJECT TO APPROVAL FOR LEGAL SUFFICIENCY AND FORM.

WHEREAS, the Financial Committee has been apprised of the goals of the program through the attached narrative, hereby incorporated by reference, and the Financial Committee is in agreement with the goals described therein; and

WHEREAS, the President and CEO and staff recommend approving this action,

NOW, THEREFORE BE IT RESOLVED BY THE BOARD OF THE EARLY LEARNING COALITION OF MIAMI-DADE/MONROE, MIAMI-DADE COUNTY, FLORIDA that the Coalition presents the scoring

results to the Finance Committee for review and for a recommendation of vendor selection to the Board of Directors. This resolution also requests authorization and approval for the President and CEO to negotiate and execute a contract with the selected vendor, which is subject to approval for legal sufficiency and form.

The foregoing resolution and attachment was offered by _____, who moved its approval. The motion was seconded by _____, and upon being put to a vote, the vote was as follows: _____.

The vote was recorded as in the attached roll call sheet.

The Chairperson thereupon declared the resolution duly passed and adopted this 4th, day of April, 2016.

EARLY LEARNING COALITION OF MIAMI-DADE/MONROE
MIAMI-DADE COUNTY, FLORIDA

BY _____
BOARD SECRETARY

Background

In August 26, 2015, Resolution #08262015-03 authorized the President and CEO to release a request for proposals (RFP) for EHS Formal Education and Credentialing for Miami-Dade and Monroe Counties.

The Neighborhood Place for Early Head Start (TNPEHS), to comply with the Head Start Program Performance Standards, requires all infant/toddler teaching staff in Early Head Start classrooms to attain, at minimum, a National Child Development Associate (CDA) Credential from the Council for Professional Recognition within 18 months of service, by July 31, 2016. This credential requires a minimum of 120 hours of relevant early childhood coursework.

The selected vendor will provide for-credit college coursework for Early Head Start infant/toddler teachers employed by The Neighborhood Place for Early Head Start Education Partnership Sites.

The courses will be offered on week's day, evenings and Saturdays in English and Spanish to ensure all participants can fully participate. Participants will receive college credits for completing this CDA course model.

On February 3, 2016 the Early Learning Coalition released RFP#ELCMDM2016-01 for EHS Formal Education and Credentialing for Miami-Dade and Monroe Counties. On or before March 11, 2016, the Coalition received the following proposal:

- Miami Dade College School of Education

The following table illustrate the final ratings for each proposal:

Proposer's Name	Final Rating (Max 300)
Miami Dade College School of Education	265

On March 28, 2016 at the Second RFP Evaluation Committee Meeting reviewed the results and made a motion to recommend Miami Dade College School of Education.

Evaluation Committee Members:

External	Internal
Angella Malave ICF International Grantee Specialist 5271 N. Dixie Hwy., Apt. B1 Fort Lauderdale, Florida 33334	Lidia Clarke Director of Quality Programming Early Learning Coalition of Miami-Dade/Monroe, Inc. 2555 Ponce de Leon Blvd., Suite 500 Coral Gables, Florida 33134
Sarah Brazier Liberty Academy President/CEO 7750 NW 12 Avenue Miami, Florida 33150	Anabel Espinosa (Alternate Internal) Director of Research and Evaluation Early Learning Coalition of Miami-Dade/Monroe, Inc. 2555 Ponce de Leon Blvd., Suite 500 Coral Gables, Florida 33134

RFP # ELCMDM2016-01 EHS Formal Education and Credentialing for Miami-Dade and Monroe Counties (Maximum Scores 100)	Max. Score	Miami Dade College School of Education		
		#1	#2	#3
General Specifications (Maximum Score 7)				
1. The organizational history and background of successful implementation of prior comprehensive projects provides specific indications for success of this program.	7	7	7	7
Program Management (Maximum Score 45)				
Proposal describes in detail program management scheme including an organizational and program flow chart of program's management.	10	7	8	7
Narrative explains the proposer's process to implement for credit college coursework for The Neighborhood Place for Early Head Start partner Infant/Toddlers teachers to attain National CDA-IT; National CDA-IT Endorsement; AA or BA attainment of Infant/Toddler coursework.	15	15	15	12
Narrative clearly identifies plans to establish and implement structure approach to supporting participants knowledge and skills needed to fulfill their job responsibilities including determining academic placement; eligibility for T.E.A.C.H. scholarships.	10	10	10	7
Narrative clearly identifies a plan to provide academic advisement to ensure the participants successful completion of chosen academic pursuits.	5	5	5	3
Provide a plan for data reporting to include but not limited to attendance rosters/record; number of students enrolled by course and degree; final grades; course syllabus and evaluations; number of class advisement sessions.	3	3	2	1
Sample Report	2	2	0	1
Staffing (Maximum Score 15)				
Staffing narrative provides clear descriptions of each position to be used to implement the work plan.	10	10	10	7
Staffing plans indicate exemplary levels of education of identified staff as needed and identified by job responsibilities.	5	5	2	1
Work Plan (Maximum Score 23)				
Work plan clearly delineates the proposer's system to implement a system to support each participant's entry and successful completion of their National CDA-IT; National CDA-IT Endorsement; AA and/or BA Early Childhood Education with a concentration in IT.	10	10	10	9
Work plan describes organizational understanding of implementing a complete educational development plan.	10	10	10	9
Work plan clearly indicates staff utilization.	3	3	3	2
Budget (Maximum Score 10)				
Budget reflects staffing requirements.	4	4	4	4
Budget and narrative shows calculations of non-personnel programmatic costs.	3	3	3	3
Budget is reflective of limitations of indirect allocations.	3	3	3	3
TOTAL	100	97	92	76
TOTAL SUM		265		

RFP # ELCMDM2016-01 EHS Formal Education and Credentialing for Miami-Dade and Monroe Counties (Maximum Scores 100)	Max. Score	Evaluator # 1
		Miami Dade College School of Education
General Specifications (Maximum Score 7)		
1. The organizational history and background of successful implementation of prior comprehensive projects provides specific indications for success of this program.	7	7
Program Management (Maximum Score 45)		
Proposal describes in detail program management scheme including an organizational and program flow chart of program's management.	10	7
Narrative explains the proposer's process to implement for credit college coursework for The Neighborhood Place for Early Head Start partner Infant/Toddlers teachers to attain National CDA-IT; National CDA-IT Endorsement; AA or BA attainment of Infant/Toddler coursework,.	15	15
Narrative clearly identifies plans to establish and implement structure approach to supporting participants knowledge and skills needed to fulfill their job responsibilities including determining academic placement; eligibility for T.E.A.C.H. scholarships.	10	10
Narrative clearly identifies a plan to provide academic advisement to ensure the participants successful completion of chosen academic pursuits.	5	5
Provide a plan for data reporting to include but not limited to attendance rosters/record; number of students enrolled by course and degree; final grades; course syllabus and evaluations; number of class advisement sessions.	3	3
Sample Report	2	2
Staffing (Maximum Score 15)		
Staffing narrative provides clear descriptions of each position to be used to implement the work plan.	10	10
Staffing plans indicate exemplary levels of education of identified staff as needed and identified by job responsibilities.	5	5
Work Plan (Maximum Score 23)		
Work plan clearly delineates the proposer's system to implement a system to support each participant's entry and successful completion of their National CDA-IT; National CDA-IT Endorsement; AA and/or BA Early Childhood Education with a concentration in IT.	10	10
Work plan describes organizational understanding of implementing a complete educational development plan.	10	10
Work plan clearly indicates staff utilization.	3	3
Budget (Maximum Score 10)		
Budget reflects staffing requirements.	4	4
Budget and narrative shows calculations of non-personnel programmatic costs.	3	3
Budget is reflective of limitations of indirect allocations.	3	3
TOTAL	100	97

RFP # ELCMDM2016-01 EHS Formal Education and Credentialing for Miami-Dade and Monroe Counties (Maximum Scores 100)	Max. Score	Evaluator #2
		Miami Dade College School of Education
General Specifications (Maximum Score 7)		
1. The organizational history and background of successful implementation of prior comprehensive projects provides specific indications for success of this program.	7	7
Program Management (Maximum Score 45)		
Proposal describes in detail program management scheme including an organizational and program flow chart of program's management.	10	8
Narrative explains the proposer's process to implement for credit college coursework for The Neighborhood Place for Early Head Start partner Infant/Toddlers teachers to attain National CDA-IT; National CDA-IT Endorsement; AA or BA attainment of Infant/Toddler coursework,.	15	15
Narrative clearly identifies plans to establish and implement structure approach to supporting participants knowledge and skills needed to fulfill their job responsibilities including determining academic placement; eligibility for T.E.A.C.H. scholarships.	10	10
Narrative clearly identifies a plan to provide academic advisement to ensure the participants successful completion of chosen academic pursuits.	5	5
Provide a plan for data reporting to include but not limited to attendance rosters/record; number of students enrolled by course and degree; final grades; course syllabus and evaluations; number of class advisement sessions.	3	2
Sample Report	2	0
Staffing (Maximum Score 15)		
Staffing narrative provides clear descriptions of each position to be used to implement the work plan.	10	10
Staffing plans indicate exemplary levels of education of identified staff as needed and identified by job responsibilities.	5	2
Work Plan (Maximum Score 23)		
Work plan clearly delineates the proposer's system to implement a system to support each participant's entry and successful completion of their National CDA-IT; National CDA-IT Endorsement; AA and/or BA Early Childhood Education with a concentration in IT.	10	10
Work plan describes organizational understanding of implementing a complete educational development plan.	10	10
Work plan clearly indicates staff utilization.	3	3
Budget (Maximum Score 10)		
Budget reflects staffing requirements.	4	4
Budget and narrative shows calculations of non-personnel programmatic costs.	3	3
Budget is reflective of limitations of indirect allocations.	3	3
TOTAL	100	92

RFP # ELCMDM2016-01 EHS Formal Education and Credentialing for Miami-Dade and Monroe Counties (Maximun Scores 100)	Max. Score	Evaluator #3
		Miami Dade College School of Education
General Specifications (Maximun Score 7)		
1. The organizational history and background of successful implementation of prior comprehensive projects provides specific indications for success of this program.	7	7
Program Management (Maximun Score 45)		
Proposal describes in detail program management scheme including an organizational and program flow chart of program's management.	10	7
Narrative explains the proposer's process to implement for credit college coursework for The Neighborhood Place for Early Head Start partner Infant/Toddlers teachers to attain National CDA-IT; National CDA-IT Endorsement; AA or BA attainment of Infant/Toddler coursework,.	15	12
Narrative clearly identifies plans to establish and implement structure approach to supporting participates knowledge and skills needed to fulfill their job responsibilities including determining academic placement; eligibility for T.E.A.C.H. scholarships.	10	7
Narrative clearly identifies a plan to provide academic advisement to ensure the participants successful completion of chosen academic pursuits.	5	3
Provide a plan for data reporting to include but not limited to attendance rosters/record; number of students enrolled by course and degree; final grades; course syllabus and evaluations; number of class advisement sessions.	3	1
Sample Report	2	1
Staffing (Maximum Score 15)		
Staffing narrative provides clear descriptions of each position to be used to implement the work plan.	10	7
Staffing plans indicate exemplary levels of education of identified staff as needed and identified by job responsibilities.	5	1
Work Plan (Maximun Score 23)		
Work plan clearly delineates the proposer's system to implement a system to support each participates entry and successful completion of their National CDA-IT; National CDA-IT Endorsement; AA and/or BA Early Childhood Education with a concentration in IT.	10	9
Work plan describes organizational understanding of implementing a complete educational development plan.	10	9
Work plan clearly indicates staff utilization.	3	2
Budget (Maximum Score 10)		
Budget reflects staffing requirements.	4	4
Budget and narrative shows calculations of non-personnel programmatic costs.	3	3
Budget is reflective of limitations of indirect allocations.	3	3
TOTAL	100	76



Early Learning Coalition Finance Committee Meeting

March 29, 2016

Resolution: 03292016-03

Action Requested: This resolution presents RFP#ELCMDM2016-02 (Teenage Parent Program) Evaluation Committee's scoring results to the Finance Committee for review and recommendation of vendor selection to the Board of Directors. This resolution also requests authorization and approval for the President and CEO to negotiate and execute a contract with the selected vendor.

Fiscal Impact: The Contract amount will not exceed \$75,000.00, which is subject to availability of funding.

Funding Source: Miami-Dade County Public Schools

Strategic Goal:

<input checked="" type="checkbox"/> Neediest Children	<input checked="" type="checkbox"/> Providers
<input checked="" type="checkbox"/> Youngest Children	<input checked="" type="checkbox"/> Internal Capacity
<input checked="" type="checkbox"/> Educate All	<input checked="" type="checkbox"/> Funding

RESOLUTION NO. 03292016-03

THIS RESOLUTION PRESENTS RFP#ELCMDM2016-02 (TEENAGE PARENT PROGRAM) EVALUATION COMMITTEE'S SCORING RESULTS TO THE FINANCE COMMITTEE FOR REVIEW AND FOR RECOMMENDATION OF VENDOR SELECTION TO THE BOARD OF DIRECTORS. THIS RESOLUTION ALSO REQUESTS AUTHORIZATION AND APPROVAL FOR THE PRESIDENT AND CEO TO NEGOTIATE AND EXECUTE A CONTRACT WITH THE SELECTED VENDOR, SUBJECT TO APPROVAL FOR LEGAL SUFFICIENCY AND FORM.

WHEREAS, the Finance Committee has been apprised of the goals of the program through the attached narrative, hereby incorporated by reference, and the Finance Committee is in agreement with the goals described therein; and

WHEREAS, the President and CEO and staff recommend approving this action,

NOW, THEREFORE BE IT RESOLVED BY THE BOARD OF THE EARLY LEARNING COALITION OF MIAMI-DADE/MONROE, MIAMI-DADE COUNTY, FLORIDA that the Coalition presents the scoring

results to the Finance Committee for review and for a recommendation of vendor selection to the Board of Directors. This resolution also requests authorization and approval for the President and CEO to negotiate and execute a contract with the selected vendor, which is subject to approval for legal sufficiency and form.

The foregoing resolution and attachment was offered by _____, who moved its approval. The motion was seconded by _____, and upon being put to a vote, the vote was as follows: _____.

The vote was recorded as in the attached roll call sheet.

The Chairperson thereupon declared the resolution duly passed and adopted this 4th, day of April, 2016.

EARLY LEARNING COALITION OF MIAMI-DADE/MONROE
MIAMI-DADE COUNTY, FLORIDA

BY _____
BOARD SECRETARY

Background

On November 2nd, 2015, Resolution #10282015-01 authorized the President and CEO to release a request for proposals (RFP) for Teenage Parent Program Support Services.

The objective of this specific request was to procure quality support services as required by the Miami-Dade County Public School procurement policy. Support Services will include: recruitment of teenage parents, relationship building with Miami-Dade County Public Schools program administrators, home visits, parenting classes, and group meetings to provide on-going education of teenage parents. The awarded agency shall conduct all aspects of the support services for the Early Learning Coalition of Miami-Dade and Monroe Counties.

On February 3rd, 2016, the Coalition released RFP#ELCMDM2016-02 for Teenage Parent Program Support Services. On or before March 11th, 2016, the Coalition received three (3) proposals from the following: Miami-Dade Family Learning Partnership, Concerned African Women, Inc., and Volcano Consulting, LLC.

The following table illustrates the final ratings for the proposal by highest to lowest rankings:

Proposer's Name	Final Rating (Max 300)
Miami-Dade Family Learning Partnership	281
Concerned African Women, Inc.	255
Volcano Consulting, LLC.	217

On March 28th, 2016 at the Second RFP Evaluation Committee Meeting, results were compiled and reviewed. The members of the Evaluation Committee motioned to recommend the highest rated proposer, Miami-Dade Family Learning Partnership.

Evaluation Committee Members:

Deborah Robinson Senior Programs Manager The Children's Trust 3150 SW Third Avenue, 8 th Floor Miami, FL 33129	Roseline Philippe Nemours Consultant 12205 NE Miami Ct. North Miami, FL 33161
Kerry Allen Grants Administration Early Learning Coalition of Miami-Dade/Monroe 2555 Ponce de Leon Blvd., 5 th Floor Miami, FL 33134	

RFP # ELCMDM2016-02 Teenage Parent Program Support Services (Maximum Score 100)		Maximum Score	Miami-Dade Family Learning Partnership			Concerned African Women, Inc.			Volcano Consulting, LLC.		
			Evaluator 1	Evaluator 2	Evaluator3	Evaluator 1	Evaluator 2	Evaluator3	Evaluator 1	Evaluator 2	Evaluator3
Organizational Capacity (Maximum Score 20)											
1. Seasoned firm with knowledge/experience working with Miami Dade County Public School teenage parent population	20	20	17	18	15	20	18	10	5	10	
Specifications (Maximum Score 40)											
2. Tools for Case Management and Assessments	20	18	15	18	10	20	17	15	5	15	
3. Use of Enriched Caregiving Program or equivalent to enhance, promote parent-child bonding	20	20	18	18	10	20	18	15	10	18	
Documentation (Maximum Score 30)											
4. Format of Proposal	10	10	10	9	10	8	7	10	10	9	
5. Proposer's Presentation	20	20	20	20	15	17	20	20	15	20	
Pricing (Maximum Score 10)											
6. Cost for services is not to exceed \$75,000.00	10	10	10	10	10	10	10	10	10	10	
TOTAL	100	98	90	93	70	95	90	80	55	82	
Tallied Score Per Proposer:		281			255			217			



Evaluator #1 RFP # ELCMDM2016-02 Teenage Parent Program Support Services (Maximum Score 100)	Maximum Score	Miami-Dade Family Learning Partnership	Concerned African Women, Inc.	Volcano Consulting, LLC.
Organizational Capacity (Maximum Score 20)				
1. Seasoned firm with knowledge/experience working with Miami Dade County Public School teenage parent population	20	20	15	10
Specifications (Maximum Score 40)				
2. Tools for Case Management and Assessments	20	18	10	15
3. Use of Enriched Caregiving Program or equivalent to enhance, promote parent-child bonding	20	20	10	15
Documentation (Maximum Score 30)				
4. Format of Proposal	10	10	10	10
5. Proposer's Presentation	20	20	15	20
Pricing (Maximum Score 10)				
6. Cost for services is not to exceed \$75,000.00	10	10	10	10
TOTAL	100	98	70	80
Tallied Score Per Proposer:		98	70	80



Evaluator #2 RFP # ELCMDM2016-02 Teenage Parent Program Support Services (Maximum Score 100)		Maximum Score	Miami-Dade Family Learning Partnership	Concerned African Women, Inc.	Volcano Consulting, LLC.
Organizational Capacity (Maximum Score 20)					
1. Seasoned firm with knowledge/experience working with Miami Dade County Public School teenage parent population	20	17	20	5	
Specifications (Maximum Score 40)					
2. Tools for Case Management and Assessments	20	15	20	5	
3. Use of Enriched Caregiving Program or equivalent to enhance, promote parent-child bonding	20	18	20	10	
Documentation (Maximum Score 30)					
4. Format of Proposal	10	10	8	10	
5. Proposer's Presentation	20	20	17	15	
Pricing (Maximum Score 10)					
6. Cost for services is not to exceed \$75,000.00	10	10	10	10	
TOTAL	100	90	95	55	
Tallied Score Per Proposer:		90	95	55	



Evaluator #3 RFP # ELCMDM2016-02 Teenage Parent Program Support Services (Maximum Score 100)		Maximum Score	Miami-Dade Family Learning Partnership	Concerned African Women, Inc.	Volcano Consulting, LLC.
Organizational Capacity (Maximum Score 20)					
1. Seasoned firm with knowledge/experience working with Miami Dade County Public School teenage parent population	20	18	18	10	
Specifications (Maximum Score 40)					
2. Tools for Case Management and Assessments	20	18	17	15	
3. Use of Enriched Caregiving Program or equivalent to enhance, promote parent-child bonding	20	18	18	18	
Documentation (Maximum Score 30)					
4. Format of Proposal	10	9	7	9	
5. Proposer's Presentation	20	20	20	20	
Pricing (Maximum Score 10)					
6. Cost for services is not to exceed \$75,000.00	10	10	10	10	
TOTAL	100	93	90	82	
Tallied Score Per Proposer:		93	90	82	



Early Learning Coalition Finance Committee Meeting

March 29, 2016

Resolution: 03292016-04

Action Requested: Authorize the President and CEO to release a Request for Proposal, select a vendor, negotiate and execute the contract for Assessments, General Repairs/Improvements, and Playgrounds for our Early Head Start child care centers.

Fiscal Impact: The contract is not-to-exceed a total amount of \$ 1,200,000.00 for fiscal year 2015-2016, subject to approval for legal sufficiency and form.

Funding Source: The Department of Health and Human Services, Administration for Children and Families, Office of Head Start

Strategic Goal:

<input checked="" type="checkbox"/> Neediest Children	<input checked="" type="checkbox"/> Providers
<input checked="" type="checkbox"/> Youngest Children	<input type="checkbox"/> Internal Capacity
<input checked="" type="checkbox"/> Educate All	<input checked="" type="checkbox"/> Funding

Resolution: 03292016-04

AUTHORIZATION FOR THE PRESIDENT AND CEO TO RELEASE A REQUEST FOR PROPOSAL, , SELECT A VENDOR, NEGOTIATE AND EXECUTE THE CONTRACT FOR ASSESSMENTS, GENERAL REPAIRS/IMPROVEMENTS, AND PLAYGROUNDS FOR OUR EARLY HEAD START CHILD CARE CENTERS. FOR FISCAL YEAR 2015-2016, SUBJECT TO APPROVAL FOR LEGAL SUFFICIENCY AND FORM.

WHEREAS, the Finance Committee has been apprised of the goals of the program through the attached narrative, hereby incorporated by reference, and the Finance Committee is in agreement with the goals described therein; and

WHEREAS, the President and CEO and staff recommend approving this action,

NOW, THEREFORE BE IT RESOLVED BY THE BOARD OF THE EARLY LEARNING COALITION OF MIAMI-DADE/MONROE, MIAMI-DADE COUNTY, FLORIDA that this Board authorizes the President and CEO to release a Request for Proposal, select a vendor, negotiate and execute the contract

for Assessments, General Repairs/Improvements, and playgrounds for our Early Head Start child care centers. The contract is not to exceed a total amount of \$ 1,200,000.00 and it is subject to approval for legal sufficiency and form.

The foregoing resolution and attachment was offered by _____, who moved its approval. The motion was seconded by _____, and upon being put to a vote, the vote was as follows: _____.

The vote was recorded as in the attached roll call sheet.

The Chairperson thereupon declared the resolution duly passed and adopted this 4th, day of April, 2016

EARLY LEARNING COALITION OF MIAMI-DADE/MONROE
MIAMI-DADE COUNTY, FLORIDA

BY _____
BOARD SECRETARY

Background

The Neighborhood Place for Early Head Start, a division of the Early Learning Coalition of Miami-Dade and Monroe, provides Early Head Start services to 750 infant/toddlers and their families residing in Miami-Dade County. The Neighborhood Place for Early Head Start partners with approximately 25 private Miami-Dade child care providers who provide the educational standards to our target enrollment of 750 infants/toddlers. It is the intent of Early Head Start-Child Care Partnership Grants to increase the level of quality of private child care providers in their schools and playgrounds.

1- General Repairs/Improvements:

All work must be conducted by Florida licensed general contractors, in good standing, who adhere to Davis-Bacon and ADA regulations.

1. Conduct assessment on each site to determine repair/improvement needs:
2. Perform job on each site after approval including:
 - a. Painting
 - b. Carpentry includes, but is not limited to, installation/replacement/removal of walls, baseboards, doors, cabinets, ceiling replacement
 - c. Electrical installation of updated receptacles, electrical boards, etc.
 - d. Flooring installation and repairs
 - e. Plumbing
 - f. Air Conditioning
 - g. Building structures including roof

2- Playground Needs:

All work must be conducted by Certified Playground Safety Inspectors certified by the National Association of Park and Recreation Association.

1. Evaluate each site and provide design plans showcasing appropriate equipment and play areas including proper ground covering and shade structures to accommodate children ages birth to 3 years old
2. Installation of equipment must meet all Davis-Bacon and ADA regulations
3. All work to be done according to Miami-Dade County Building and zoning rules and regulations as well as the city in which each partner school is located.

Note: As per 45 CFR 1309.3, services should be conducted in the school facilities owner's owned facilities.



Early Learning Coalition Finance Committee Meeting

March 29, 2016

Resolution: 03292016-05

Action Requested: Authorize the President and CEO to negotiate and execute the contracts listed within the background section of this resolution. Adding all funding sources and shared services as allowed under funder's guidelines.

Fiscal Impact: A total amount of approximately \$8,738,164.81 for the fiscal year 2016-2017, which is subject to the availability of funding.

Funding Source: All Funding Sources

Strategic Goal:

- Neediest Children
- Youngest Children
- Educate All

- Providers
- Internal Capacity
- Funding

RESOLUTION NO. 03292016-05

AUTHORIZATION FOR THE PRESIDENT AND CEO TO NEGOTIATE AND EXECUTE THE CONTRACTS LISTED WITHIN THE BACKGROUND SECTION OF THE RESOLUTION. ADDING ALL FUNDING SOURCES AND SHARED SERVICES AS ALLOWED UNDER FUNDER'S GUIDELINES. THE CONTRACTS AMOUNT IS APPROXIMENTLY \$8,738,164.81 FOR THE FISCAL YEAR 2016-2017, SUBJECT TO APPROVAL FOR LEGAL SUFFICIENCY AND FORM.

WHEREAS, the Finance Committee has been apprised of the goals of the program through the attached narrative, hereby incorporated by reference, and the Finance Committee is in agreement with the goals described therein; and

WHEREAS, the President and CEO and staff recommend approving this action,
NOW, THEREFORE BE IT RESOLVED BY THE BOARD OF THE EARLY LEARNING COALITION OF MIAMI-DADE/MONROE, MIAMI-DADE COUNTY, FLORIDA that this Finance Committee authorizes the President and CEO to negotiate and execute the contracts listed within the background section of the resolution.

The contract amounts is approximately \$8,738,164.81 and it is subject to approval for legal sufficiency and form.

The foregoing resolution and attachment was offered by _____, who moved its approval. The motion was seconded by _____, and upon being put to a vote, the vote was as follows: _____.

The vote was recorded as in the attached roll call sheet.

The Chairperson thereupon declared the resolution duly passed and adopted this 4th, day of April, 2016.

EARLY LEARNING COALITION OF MIAMI-DADE/MONROE
MIAMI-DADE COUNTY, FLORIDA

BY _____
BOARD SECRETARY

Background

This resolution is requesting authorization for the President and CEO to negotiate and execute the contracts listed in the chart below. The total amount of the contracts is approximately \$8,738,164.81, subject to availability of funding.

The following table describes the contracts for fiscal year 2016-2017.

Contractors for Program Services	Program Service	Term	Current FY 2015-2016 Dollar Amount	Proposed FY 2016-2017 Dollar Amount
Jackson Health Systems	EHS Medical & Others	August 1, 2016 – June 30, 2017	\$531,250.00	\$531,250.00
Citrus Health Network, Inc.	Developmental Screening Follow Up and Intervention Services	July 1, 2016 – June 30, 2017	\$880,247.00	\$880,247.00
Florida International University	Developmental Assessments		\$135,000.00	\$135,000.00
Florida International University	TA for Center-Based Programs		\$955,000.00	\$955,000.00
The Devereux Foundation, Inc.	Quality Rating Improvement System, QRIS		\$685,358.00	\$685,358.00
UM	QRIS Mental Health Services		\$253,114.00	\$253,114.00
Family Central, Inc.	TA for Center-Based Programs		\$1,238,073.00	\$1,238,073.00
Contractors for Non-Program Services	Program Service	Term	Current FY 2015-2016 Dollar Amount	Proposed FY 2016-2017 Dollar Amount
Bluejean Software, Inc	Provider Portal Hosting and Dashboard and Enhancement Services	July 1, 2016 – June 30, 2017	\$200,000.00	\$200,000.00
PC Depot	Enterprise Network Support & Hosting Services		\$185,000.00	\$185,000.00
VERDEJA	External Audit Services		\$55,000.00	\$55,000.00
Catalyst Miami	Public Ally/ Ameri-Corp		\$21,150.00	\$21,150.00
Contractors for Professional Services	Program Service	Term	Current FY 2015-2016 Dollar Amount	Proposed FY 2016-2017 Dollar Amount
Beckers's Schools Supplies	Quality Materials Services	July 1, 2016 – June 30, 2017	\$666,666.66	\$666,666.66
Kaplan Early Learning Company	Quality Materials Services		\$666,666.66	\$666,666.66

Lakeshore Learning Materials	Quality Materials Services		\$666,666.66	\$666,666.66
Scholastic, Inc.	Curricula Materials Services		\$166,666.66	\$166,666.66
Teaching Strategies, LLC	Curricula Materials Services		\$166,666.66	\$166,666.66
Nonprofit Technologies, Inc.	Financial Consultant Services		\$34,900.00	\$34,900.00
Shutts & Bowen	Legal Services		\$109,000.00	\$109,000.00
ADP	Payroll		\$61,675.20	\$61,675.20
WELS	Quality Counts Support Services		\$250,000.00	\$250,000.00
University of Florida	Technical Assistance Coaching Services		\$21,685.78	\$21,685.78
CCDH, Inc.	Quality Counts Support Services		\$32,750.00	\$32,750.00
Miami Children's Initiative (MCI)	Outreach Services and Training	August 1, 2016 – June 30, 2017	\$25,000.00	\$25,000.00
Nannette Bartells	SR Program Consultant	July 1, 2016 – June 30, 2017	\$7,500.00	\$7,500.00
Chris Norwood	Outreach Services and Training		\$25,000.00	\$25,000.00
Avian Wise	Nemours Trainer	October 1, 2016 – September 30, 2017	\$21,000.00	\$21,000.00
Gioconda Reina	Nemours Trainer		\$23,000.00	\$23,000.00
Sabina Garcia	Nemours Trainer		\$23,000.00	\$23,000.00
Roseline Phillipe	Nemours Trainer		\$23,000.00	\$23,000.00
Nannette Bartells	Nemours Trainer		\$23,000.00	\$23,000.00
The Florida Keys Area Health Education Center	AHEC Health Screenings	July 1, 2016 – June 30, 2017	\$25,000.00	\$25,000.00
Abigail Thorman, PhD	Program Consultant		\$32,000.00	\$32,000.00
Dihadenys Chavez	SR Program Consultant/Technical Assistance		\$3,900.00	\$3,900.00
Memorandum of Agreement	Program Service	Term	Current FY 2015-2016 Dollar Amount	Proposed FY 2016-2017 Dollar Amount
Catalyst Miami	Public Allies Subsidy	6/30/2016	\$14,100.00	\$14,100.00

Early Learning Coalition of Miami-Dade/Monroe

School Readiness Slot Utilization Snapshot - Miami-Dade

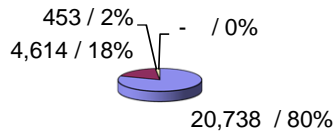
February 2016

(all dollar amounts in thousands '000)


Children Served	Amount
Total actual paid - YTD	29,796
Total actual paid - February 2016	24,258
Net Slot Payment and Gold Seal Match (BG8 and CCEP)	\$ 7,176
	\$ 147
Total cost (in thousands) (incl match)	\$ 8,095
Change month over month	
Total Net Increase(decrease) children	158
Net increase/(decrease) dollars	\$ 31
Monthly Activity	Amount
Beginning Census	24,100
NET Increase/(Decrease)	158
Total	24,258
Current Data	
Enrolled As of March 28, 2016	24,537
Projected Paid for March (96% of enrolled)	23,556
Ready Pool and Waitlist	
Ready Pool as of March 28, 2016	-
Waitlist as of March 28, 2016	2,824
Waitlist as of February 16, 2016	1,789
Waitlist as of January 25, 2016	1,160
VPK Enrolled As of March 28, 2016	
Regular	22,317
Summer	-
VPK Total Actual Paid - February 2016	
SISP	11
Regular	22,142
Summer	-
VPK Total Actual Paid - YTD	
SISP	24
Regular	23,408
Summer	403

Eligibility Breakdown	Children Paid by BG Group				Dollars Paid by BG Group			
	Receiving Service	% of Total	Diff Prior Month	% Change Prior Month	Amount*	% of Total	Diff Prior Month	% Change Prior Month
Type								
AT Risk (BG1)	2,374	9.70%	(9)	-0.38%	\$843.98	10.62%	(\$4.32)	-0.51%
Income Eligible (BG8)	18,119	74.05%	262	1.47%	\$6,045.19	76.06%	\$54.92	0.92%
Florida One Parent	-	0.00%	-	-	\$ -	0.00%	\$ -	-
Transitional Child Care (BG5)	1,693	6.92%	3	0.18%	\$538.18	6.77%	\$11.29	2.14%
Work Force Development (BG3x)	1,223	5.00%	(90)	-6.85%	\$373.88	4.70%	(\$27.87)	-6.94%
CCEP (Purchasing Pool) (CCPP)	1,060	4.33%	(14)	-1.30%	\$146.60	1.84%	(\$3.16)	-2.11%
ARRA	-	0.00%	-	-	\$ -	0.00%	\$0.00	-
BGSNT	-	0.00%	-	-	\$ -	0.00%	\$0.00	-
Total	24,469	100%	152	0.63%	\$7,947.83	100%	\$30.85	0.39%
Minus 211 Duplicates	24,258							
GOLD SEAL					\$771.64	9.71%	(\$33.33)	-4.14%
categories above)	-	-	-	-	\$ -	-	\$0.00	-
SFW GOLD SEAL					\$ -	-	\$0.00	-
Age Break Down	All Eligible Clients-Paid				Dollars Paid by Age Category			
Type	Receiving Service	% of Total	Diff Prior Month	% Change Prior Month	Amount-\$	% of Total	Diff Prior Month	% Change Prior Month
Infant	4,922	19.11%	(59)	-1.18%	\$1,894.91	23.87%	(\$15.00)	-0.79%
Toddler	4,429	17.20%	(86)	-1.90%	\$1,588.96	20.01%	(\$20.66)	-1.28%
Three Year Old	4,906	19.05%	59	1.22%	\$1,605.50	20.22%	\$1.78	0.11%
Pre-School	6,481	25.16%	376	6.16%	\$1,789.28	22.54%	\$89.68	5.28%
<i>Sub-Total</i>	<i>20,738</i>	<i>80.52%</i>	<i>290</i>	<i>1.42%</i>	<i>\$6,878.66</i>	<i>86.65%</i>	<i>\$55.80</i>	<i>0.82%</i>
School Age: 6 yrs	2,240	8.67%	114	5.36%	\$467.80	5.89%	\$3.70	0.80%
School Age: 7 yrs	703	2.72%	97	16.01%	\$143.97	1.81%	\$18.91	15.12%
School Age: 8 yrs	283	1.10%	1	0.35%	\$54.17	0.68%	\$1.78	3.40%
Unduplicated School Age: 6 - 8 yrs**	4,614	17.88%	(53)	-1.14%	\$979.15	12.33%	(\$35.82)	-3.53%
School Age: 9 yrs and above	453	1.76%	(9)	-1.95%	\$81.09	1.02%	\$1.46	1.84%
School Age Total Includes 50 duplicates	5,067	19.64%	(62)	-1.21%	\$1,060.24	13.35%	(\$34.36)	-3.14%
School Age (Unduplicated)	5,017	19.48%	(94)	-1.84%	\$1,060.24	13.35%	(\$34.36)	-3.14%
Other	-	0.00%	0	-	\$0.00	0.00%	\$0.00	-
<i>Sub-Total</i>	<i>5,017</i>	<i>19.48%</i>	<i>(94)</i>	<i>-1.84%</i>	<i>\$1,060.24</i>	<i>13.35%</i>	<i>(\$34.36)</i>	<i>-3.14%</i>
Total	25,755	100%	196	0.77%	\$7,938.90	100%	\$21.45	0.27%
Minus 1488 Duplicates	24,267							

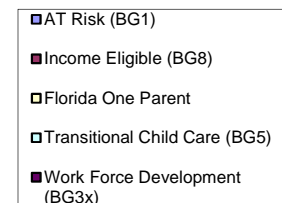
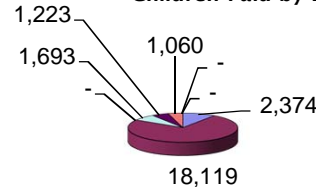
Children By Age Group



**There are 1426 5-year-old within this count.



Children Paid by BG Group



Note: Legends with too small percentage are not shown on the pie chart.

Early Learning Coalition of Miami-Dade/Monroe

School Readiness Slot Utilization Snapshot - Monroe

February 2016

(all dollar amounts in thousands '000)

Children Served	Amount
Total actual paid - February 2016	604
Net Slot Payment and Gold Seal	\$ 181
Match (BG8 and CCEP)	\$ 4
Total cost (in thousands) (incl match)	\$ 196
Change month over month	
Total Net Increase(decrease) children	6
Net increase/(decrease) dollars	\$ 2
Monthly Activity	
Beginning Census	598
Net Increase/(Decrease)	6
Total	604

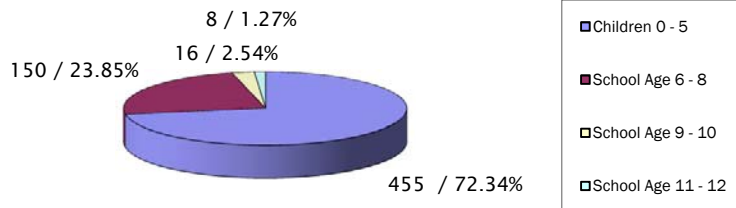
Current Data	
Enrolled as of March 28, 2016	609
Projected Paid for March (96% of enrolled)	585
Waitlist	
Waitlist as of March 28, 2016	
Waitlist as of February 16, 2016	
Waitlist as of January 25, 2016	
VPK Enrolled as of March 28, 2016	455
VPK Total Actual Paid - February 2016	459

Eligibility Breakdown Type	Children Paid by BG Group				Dollars Paid by BG Group			
	Receiving Service	% of Total	Diff Prior Month	% Change Prior Month	Amount	% of Total	Diff Prior Month	% Change Prior Month
AT Risk (BG1)	125	20.42%	(3)	-2.34%	\$45.22	23.67%	(\$2.15)	-4.54%
Income Eligible (BG8)	437	71.41%	13	3.07%	\$134.29	70.28%	\$4.12	3.17%
Florida One Parent	-	0.00%	0	-	\$-	0.00%	\$-	-
Transitional Child Care (BG5)	9	1.47%	1	12.50%	\$3.42	1.79%	\$0.40	13.40%
Work Force Development (BG3)	12	1.96%	0	0.00%	\$3.66	1.91%	(\$0.41)	-10.17%
CCEP (Purchasing Pool) (CCPP)	29	4.74%	0	0.00%	\$4.48	2.35%	(\$0.02)	-0.50%
ARRA	-	0.00%	-	-	\$0.00	0.00%	\$0.00	-
Total	612	100%	11	1.83%	\$191.07	100%	\$1.94	1.03%
Minus 8 Duplicates	604							
GOLD SEAL	-	-	-	-	\$9.85	5.15%	\$0.15	1.52%

Age Break Down Type	All Eligible Clients-Paid				Dollars Paid by Age Category			
	Receiving Service	% of Total	Diff Prior Month	% Change Prior Month	Amount-\$	% of Total	Diff Prior Month	% Change Prior Month
Infant	114	18.12%	(1)	-0.87%	\$46.02	24.09%	(\$0.44)	-0.94%
Toddler	105	16.69%	(1)	-0.94%	\$42.06	22.01%	\$0.85	2.05%
Three Year Old	102	16.22%	(5)	-4.67%	\$35.37	18.51%	(\$1.21)	-3.30%
Pre-School	134	21.30%	9	7.20%	\$35.63	18.65%	\$3.39	10.50%
<i>Sub-Total</i>	<i>455</i>	<i>72.34%</i>	<i>2</i>	<i>0.44%</i>	<i>\$159.08</i>	<i>83.25%</i>	<i>\$2.59</i>	<i>1.66%</i>
School Age: 6	44	7.00%	-8	-15.38%	\$8.25	4.32%	(\$1.19)	-12.62%
School Age: 7	44	7.00%	1	2.33%	\$8.48	4.44%	\$0.54	6.78%
School Age: 8	37	5.88%	1	2.78%	\$6.69	3.50%	(\$0.12)	-1.70%
School Age: 6 - 8**	150	23.85%	(5)	-3.23%	\$28.10	14.71%	(\$0.71)	-2.48%
School Age: 9 - 10	16	2.54%	3	23.08%	\$2.63	1.38%	\$0.19	7.86%
School Age: 11 - 12	8	1.27%	1	14.29%	\$1.27	0.66%	(\$0.01)	-0.48%
School Age: Other Age	0	0.00%	0	-	\$0.00	0.00%	\$0.00	-
School Age Total	174	27.66%	(1)	-0.57%	\$32.00	16.75%	(\$0.53)	-1.62%
Other	-	0.00%	-	-	\$-	0.00%	\$-	-
<i>Sub-Total</i>	<i>174</i>	<i>27.66%</i>	<i>(1)</i>	<i>-0.57%</i>	<i>\$32.00</i>	<i>16.75%</i>	<i>(\$0.53)</i>	<i>-1.62%</i>
Total	629	100%	1	0.16%	\$191.07	100%	\$2.06	1.09%
Minus 25 Duplicates	604							

**There are 25 5-year-old within this count.

Children By Age Group



Children Paid by BG Group

