



**FINANCE COMMITTEE MEETING
November 29, 2017, 10:00 am
ELC Board Room**

- | | | |
|------|--|-----------|
| I. | Welcome & Introductions | Bob Eadie |
| II. | Approval of Minutes | Bob Eadie |
| | A. Motion to approve minutes for the month of September 2017 | |
| III. | Financial Statements | Bob Eadie |
| | A. School Readiness/VPK | |
| | B. Early Head Start | |
| IV. | Resolutions | Bob Eadie |
| | A. Resolution 11292017-01 | |
| | B. Resolution 11292017-02 | |
| | C. Resolution 11292017-03 | |
| | D. Resolution 11292017-04 | |
| | E. Resolution 11292017-05 | |
| | F. Resolution 11292017-06 | |
| | G. Resolution 11292017-07 | |
| | H. Resolution 11292017-08 | |
| | I. Resolution 11292017-09 | |
| | J. Resolution 11292017-10 | |
| | K. Resolution 11292017-11 | |
| V. | Information Items | Bob Eadie |
| | A. Slot Utilization | |
| | • Miami Dade County | |
| | • Monroe County | |
| | • Early Head Start | |
| | • Title V | |
| | B. Early Head Start Credit Card Report | |
| | C. Funding Formula & Coalition Merger Discussion | |
| | D. HQ Lease Update | |
| VI. | Public Comments | Bob Eadie |
| VII. | Meeting Adjourn | Bob Eadie |

Mission: To promote high-quality school readiness, voluntary pre-kindergarten and after school programs, thus increasing all children's chances of achieving future educational success and becoming productive members of society. The Coalition seeks to further the physical, social, emotional and intellectual needs of Miami-Dade and Monroe County children with a priority toward the ages before birth through age 5.



Finance Committee Meeting
September 27, 2017; 10:00 AM
Early Learning Coalition Board Room

Committee Attendees: Adrian Alfonso (via conference call); Theresa Axford (via conference call); Gilda Ferradaz (via conference call); Philip Gassman (via conference call)

Absent Committee: Robert Eadie; Alex Soto

Staff Attendees: Mercy Castiglione; Lisney Badillo; Marie-Jose Sanchez; Angelo Parrino; Lisa Sanabria; Evelio Torres; Jackye Russell; Juan Castillo; Pamela Hollingsworth; Jose Hernandez; Fred Hicks; Evelio Torres (via conference call)

I. Welcome and Introductions **Adrian Alfonso**

- A. Alfonso called the meeting to order and welcomed everyone. Quorum was established.

II. Approval of Minutes **Adrian Alfonso**

- Motion to approve minutes by T. Axford.
- Motion seconded by P. Gassman.
- Motion was unanimously passed.

III. Financial Statements **Adrian Alfonso**

- M. Castiglione reviewed the finance statements and stated that they are not showing much activity as it is the beginning of the fiscal year.

IV. Resolutions **Adrian Alfonso**

- Resolution 09272017-01 authorize the President and CEO to release a Request for Proposal for Early Head Start Coaching Services. Fiscal Impact: An approximate amount of \$66,000.00 for fiscal year 2017-2018, which is subject to the availability of funding. Funding Source: U.S. Department of Health and Human Services, Administration for Children and Families.
 - Motion to approve resolution by T. Axford.
 - Motion seconded by P. Gassman.
 - Motion was unanimously passed.



- Resolution 08312016-02 authorize the President and CEO to negotiate, execute and receive funds from Save the Children to provide rapid relief for childcare providers of the Early Learning Coalition of Miami-Dade/Monroe who have experienced moderate damage from Hurricane Irma. Fiscal Impact: An approximate amount of \$650,000.00 for fiscal year 2017-2018, which is subject to the availability of funding. Funding Source: Save the Children
 - Motion to approve resolution by T. Axford.
 - Motion seconded by P. Gassman.
 - Motion was unanimously passed.

- Resolution 08312016-03 authorizes the President and CEO to negotiate and execute an amendment to Contract CSA 16-21 with H. A. Contracting Corporation, for playgrounds, playground equipment and facility improvements for 10 additional Early Head Start centers. Fiscal Impact: The contract amount increases by \$1,679,000.00 for a total contract amount not to exceed \$2,939,000.00 for the fiscal year 2016-2017, which is subject to the availability of funding. Funding Source: The U.S Department of Health and Human Services, Administration for Children and Families.
 - Motion to approve resolution by P. Gassman.
 - Motion seconded by G. Ferradaz.
 - Motion was unanimously passed.

V. Informational Items

Adrian Alfonso

- A. Parrino stated that the wait list for Miami Dade and Monroe counties remain at 0.
- A. Alfonso stated that the EHS credit card expenditures is included in the packet for the committee to review.
- A. Alfonso stated that there was a surplus notification included in the packet that required committee approval.
 - Motion to approve the surplus notification by T. Axford.
 - Motion seconded by P. Gassman.
 - Motion was unanimously passed.

VI. Adjourn

Adrian Alfonso

Early Learning Coalition of Miami-Dade and Monroe Counties

Statement of Financial Position

(In thousands \$000)

	Unaudited As of 9/30/17
Assets	
Cash & Cash Equivalents	3,162
Grants Receivable	30,297
VPK Prepayment	4,159
Property and Equipment, Net	343
Other Assets	101
	<hr/>
Total Assets	\$ 38,062
	<hr/> <hr/>
Liabilities	
Accounts Payable	15,214
Advances Due to OEL & Other	17,051
VPK Prepayment	4,159
Deferred Revenues	29
Accrued Expenses & Other Liabilities	538
	<hr/>
Total Liabilities	36,991
	<hr/> <hr/>
Net Assets	
Unrestricted	1,139
Temporarily Restricted	(68)
Total Net Assets	1,071
	<hr/>
Total Liabilities and Net Assets	\$ 38,062
	<hr/> <hr/>

Early Learning Coalition of Miami-Dade and Monroe Counties

Statement of Activities
(In thousands \$000)

	<u>Unrestricted</u>	<u>Temporarily Restricted</u>	<u>YTD 9/30/2017</u>
Support and revenues			
Grants	\$ 0	\$ 41,070	\$ 41,070
Contributions and Other	24		24
Net Assets Released from Restrictions	<u>41,055</u>	<u>(41,055)</u>	<u>0</u>
 Total Support and Revenues	 41,079	 15	 41,094
Expenses			
Early Education Services	40,311		40,311
Administration	<u>784</u>		<u>784</u>
 Total Expenses	 <u>41,095</u>	 <u>0</u>	 <u>41,095</u>
 Change in Net Assets	 (16)	 15	 (1)
 Beginning Net Assets	 1,155	 (83)	 1,072
 Ending Net Assets	 <u>\$ 1,139</u>	 <u>\$ (68)</u>	 <u>\$ 1,071</u>

Early Learning Coalition of Miami-Dade and Monroe Counties
Statement of Functional Expenses
(In thousands \$000)

	<u>Administration</u>	<u>Early Education Services</u>	<u>Preliminary YTD 9/30/2017</u>
Expenses:			
Payroll & Employee Benefits	420	3,406	3,826
Direct Child Care Services		33,869	33,869
Contracted Services-Subrecipients		812	812
Dues & Subscriptions	81	14	95
Occupancy Costs	47	1,038	1,085
Telephone & Communications	9	99	108
Equipment Repair & Maintenance	9	3	12
Postage & Freight	4	15	19
Printing	3	25	28
Professional Fees	156	446	602
Travel & Transportation Expenses	21	17	38
Program Supplies	1	228	229
Meetings & Conferences	2	7	9
Insurance-General & Liability	8	85	93
Office	164	26	190
Other Administrative Costs	4	76	80
Total Expenses	\$ 929	40,166	41,095

Early Learning Coalition of Miami-Dade and Monroe Counties
Statement of Cash Flows
(In thousands \$000)

	Preliminary YTD 9/30/17
Cash Flows From Operating Activities	
Change In Net Assets	(1)
Adjustments to reconcile change in net cash provided by	
Depreciation Expense	0
(Increase) Decrease in Assets:	
Grants Receivables	(19,847)
Other Assets	172
VPK Prepayment	(4,159)
Increase (Decrease) in Liabilities:	
Accounts Payable-Vendors	(4,370)
Other Accrued Expenses & Other Payables	(312)
Advances Due to OEL	20,933
Advances Due to Other Grantors	0
Deferred Revenues	(7)
Total Adjustments	0
Net Cash Flows From Operating Activities	(7,591)
Cash Flows from Investing Activities:	
Purchase of furniture and equipment	
Net Cash Flows From Investing Activities	
Change in Cash	(7,591)
Cash - Beginning of Period	10,754
Cash Balance End of Period	\$ 3,162



BUDGET VARIANCE
September
2017
In 000'S

School Readiness					
Category	Budget	Current Month Actual	Current Year Actual	% Budget Remaining	Target % Budget Remaining
REVENUE					
State of Florida	116,849	9,250	30,419	73.97%	75.00%
EXPENDITURES					
Salary and Fringe	11,721	996	2,913	75.15%	
Child Care Services	98,460	7,753	26,045	73.55%	
Contractual Services	2,204	196	490	77.76%	
Occupancy	1,553	237	528	65.97%	
Travel/Conf/Dev	261	8	35	86.50%	
Program Activity	1,775	32	167	90.60%	
IT	667	9	63	90.61%	
Other	207	18	175	15.15%	
TOTAL EXP	116,849	9,250	30,417	73.97%	75.00%

VPK					
Category	Budget	Current Month Actual	Current Year Actual	% Budget Remaining	Target % Budget Remaining
REVENUE					
State of Florida	56,714	3,952	6,005	89.41%	75.00%
EXPENDITURES					
Salary and Fringe	1,437	71	189	86.83%	
Child Care Services	54,533	3,851	5,741	89.47%	
Contractual Services	63	4	13	78.43%	
Occupancy	124	24	45	63.74%	
Travel/Conf/Dev	13	1	2	82.97%	
Program Activity	401	0	0	100.00%	
IT	72	1	5	92.80%	
Other	73	2	8	88.29%	
TOTAL EXP	56,714	3,952	6,004	89.41%	75.00%

EARLY HEAD START					
Category	Budget	Current Month Actual	Current Year Actual	% Budget Remaining	Target % Budget Remaining
REVENUE					
Office of Head Start	15,453	1,249	3,215	79.20%	75.00%
EXPENDITURES					
Salary and Fringe	2,731	193	558	79.57%	
Child Care Services	7,127	529	1,411	80.21%	
Contractual Services	405	22	357	11.94%	
Occupancy	4,304	439	744	82.71%	
Travel/Conf/Dev	374	52	59	84.20%	
Program Activity	147	34	34	77.12%	
IT	104	2	15	85.24%	
Other	262	12	37	85.76%	
TOTAL EXP	15,453	1,249	3,215	79.20%	75.00%

OTHER					
Category	Budget	Current Month Actual	Current Year Actual	% Budget Remaining	Target % Budget Remaining
REVENUE					
The Children's Trust	5,330	486	932	82.51%	
Other	565	43	148	73.81%	
Refugee	1,350	95	339	74.91%	
Teen Parent	1,045	24	36	96.55%	
	8,290	649	1,455	82.45%	75.00%
EXPENDITURES					
Salary and Fringe	907	102	140	84.51%	
Child Care Services	3,290	125	673	79.56%	
Contractual Services	3,386	407	555	83.61%	
Occupancy	30	8	21	30.18%	
Travel/Conf/Dev	126	8	18	85.45%	
Program Activity	430	17	29	93.22%	
IT	47		3	94.04%	
Other	74	5	20	72.67%	
TOTAL EXP	8,290	672	1,460	82.39%	75.00%
NET		-23	-5		

TOTAL	Budget	Current Month Actual	Current Year Actual	% Budget Remaining	Target % Budget Remaining
REVENUE					
State of Florida	173,563	13,202	36,424	79.01%	
Office of Head Start	15,453	1,249	3,215	79.20%	
The Children's Trust	5,330	486	932	82.51%	
Other	565	43	148	73.81%	
Refugee	1,350	95	339	74.91%	
Teen Parent	1,045	24	36	96.55%	
TOTAL REVENUE	197,306	15,100	41,094	79.17%	75.00%
EXPENDITURES					
Salary and Fringe	16,796	1,362	3,801	77.37%	
Child Care Services	163,409	12,258	33,869	79.27%	
Contractual Services	6,058	629	1,415	76.64%	
Occupancy	6,011	707	1,339	77.73%	
Travel/Conf/Dev	774	70	115	85.16%	
Program Activity	2,752	49	229	91.66%	
IT	890	12	86	90.34%	
Other	615	37	241	60.74%	
TOTAL EXP	197,306	15,123	41,095	79.17%	75.00%
NET	-	-23	-2		

Early Learning Coalition of Miami-Dade and Monroe Counties

Statement of Financial Position

(In thousands \$000)

	Unaudited As of 10/31/17
Assets	
Cash & Cash Equivalents	17,705
Grants Receivable	19,890
VPK Prepayment	4,283
Property and Equipment, Net	343
Other Assets	59
	<hr/>
Total Assets	\$ 42,281
	<hr/> <hr/>
Liabilities	
Accounts Payable	17,143
Advances Due to OEL & Other	18,748
VPK Prepayment	4,416
Deferred Revenues	23
Accrued Expenses & Other Liabilities	605
	<hr/>
Total Liabilities	40,936
	<hr/>
Net Assets	
Unrestricted	1,127
Temporarily Restricted	218
Total Net Assets	1,345
	<hr/>
Total Liabilities and Net Assets	\$ 42,281
	<hr/> <hr/>

Early Learning Coalition of Miami-Dade and Monroe Counties

Statement of Activities
(In thousands \$000)

	<u>Unrestricted</u>	<u>Temporarily Restricted</u>	<u>YTD 10/31/2017</u>
Support and revenues			
Grants	\$ 0	\$ 60,719	\$ 60,719
Contributions and Other	23	191	214
Net Assets Released from Restrictions	<u>60,653</u>	<u>(60,653)</u>	<u>0</u>
 Total Support and Revenues	 60,676	 257	 60,933
Expenses			
Early Education Services	58,484		58,484
Administration	<u>2,211</u>		<u>2,211</u>
 Total Expenses	 <u>60,694</u>	 <u>0</u>	 <u>60,694</u>
 Change in Net Assets	 (18)	 257	 239
 Beginning Net Assets	 1,145	 (39)	 1,106
 Ending Net Assets	 <u>\$ 1,127</u>	 <u>\$ 218</u>	 <u>\$ 1,345</u>

Early Learning Coalition of Miami-Dade and Monroe Counties
Statement of Functional Expenses
(In thousands \$000)

	<u>Administration</u>	<u>Early Education Services</u>	<u>Preliminary YTD 10/31/2017</u>
Expenses:			
Payroll & Employee Benefits	3,907	1,282	5,189
Direct Child Care Services	50,765	-	50,765
Contracted Services-Subrecipients	1,180	-	1,180
Dues & Subscriptions	16	87	103
Occupancy Costs	1,288	99	1,387
Telephone & Communications	144	25	169
Equipment Repair & Maintenance	3	9	12
Postage & Freight	16	10	26
Printing	31	7	38
Professional Fees	388	320	708
Travel & Transportation Expenses	22	27	49
Program Supplies	324	1	325
Meetings & Conferences	8	2	10
Insurance-General & Liability	76	20	95
Office	27	229	256
Other Administrative Costs	287	92	379
Total Expenses	\$ 58,484	2,211	60,694

Early Learning Coalition of Miami-Dade and Monroe Counties
Statement of Cash Flows
(In thousands \$000)

	Preliminary YTD 10/31/17
Cash Flows From Operating Activities	
Change In Net Assets	239
Adjustments to reconcile change in net cash provided by	
Depreciation Expense	0
(Increase) Decrease in Assets:	
Grants Receivables	(9,419)
Other Assets	183
VPK Prepayment	(4,283)
Increase (Decrease) in Liabilities:	
Accounts Payable-Vendors	(2,442)
Other Accrued Expenses & Other Payables	(244)
Advances Due to OEL	22,888
Advances Due to Other Grantors	(12)
Deferred Revenues	(14)
Total Adjustments	6,657
Net Cash Flows From Operating Activities	6,896
Cash Flows from Investing Activities:	
Purchase of furniture and equipment	
Net Cash Flows From Investing Activities	
Change in Cash	6,896
Cash - Beginning of Period	10,810
Cash Balance End of Period	\$ 17,705



BUDGET VARIANCE

October
2017

In 000'S

School Readiness					
Category	Budget	Current Month Actual	Current Year Actual	% Budget Remaining	Target % Budget Remaining
REVENUE					
State of Florida	116,849	9,873	40,247	65.56%	66.67%
EXPENDITURES					
Salary and Fringe	11,721	1,023	3,855	67.11%	
Child Care Services	98,460	8,425	34,482	64.98%	
Contractual Services	2,204	141	648	70.62%	
Occupancy	1,553	135	670	56.84%	
Travel/Conf/Dev	261	6	41	84.35%	
Program Activity	1,775	84	251	85.88%	
IT	667	37	100	85.03%	
Other	207	21	201	2.80%	
TOTAL EXP	116,849	9,873	40,247	65.56%	66.67%

VPK					
Category	Budget	Current Month Actual	Current Year Actual	% Budget Remaining	Target % Budget Remaining
REVENUE					
State of Florida	56,714	7,893	13,890	75.51%	66.67%
EXPENDITURES					
Salary and Fringe	1,437	59	241	83.22%	
Child Care Services	54,533	7,814	13,554	75.14%	
Contractual Services	63	5	20	67.48%	
Occupancy	124	10	54	56.17%	
Travel/Conf/Dev	13		2	80.74%	
Program Activity	401	0	0	100.00%	
IT	72	3	8	88.88%	
Other	73	1	10	86.33%	
TOTAL EXP	56,714	7,893	13,890	75.51%	66.67%

EARLY HEAD START					
Category	Budget	Current Month Actual	Current Year Actual	% Budget Remaining	Target % Budget Remaining
REVENUE					
Office of Head Start	15,453	1,008	4,106	73.43%	66.67%
EXPENDITURES					
Salary and Fringe	2,731	195	736	73.05%	
Child Care Services	7,127	498	1,808	74.63%	
Contractual Services	405	35	396	2.20%	
Occupancy	4,304	235	978	77.28%	
Travel/Conf/Dev	374	16	74	80.13%	
Program Activity	147	1	35	76.11%	
IT	104	9	25	76.46%	
Other	262	17	54	79.18%	
TOTAL EXP	15,453	1,008	4,106	73.43%	66.67%

OTHER					
Category	Budget	Current Month Actual	Current Year Actual	% Budget Remaining	Target % Budget Remaining
REVENUE					
The Children's Trust	5,330	391	1,484	72.16%	
Other	565	419	576	-1.91%	
Refugee	1,350	97	417	69.09%	
Teen Parent	1,045	12	24	97.71%	
	8,290	919	2,501	69.83%	66.67%
EXPENDITURES					
Salary and Fringe	907	75	322	64.52%	
Child Care Services	3,290	148	921	71.99%	
Contractual Services	3,386	292	825	75.63%	
Occupancy	30	5	21	31.97%	
Travel/Conf/Dev	126	5	24	80.76%	
Program Activity	430	17	46	89.31%	
IT	47	1	4	91.29%	
Other	74	83	99	-33.63%	
TOTAL EXP	8,290	625	2,262	72.71%	66.67%
NET		294	239		

TOTAL	Budget	Current Month Actual	Current Year Actual	% Budget Remaining	Target % Budget Remaining
REVENUE					
State of Florida	173,563	17,766	54,137	68.81%	
Office of Head Start	15,453	1,008	4,106	73.43%	
The Children's Trust	5,330	391	1,484	72.16%	
Other	565	419	576	-1.91%	
Refugee	1,350	97	417	69.09%	
Teen Parent	1,045	12	24	97.71%	
TOTAL REVENUE	197,306	19,693	60,744	69.21%	66.67%
EXPENDITURES					
Salary and Fringe	16,796	1,353	5,154	69.32%	
Child Care Services	163,409	16,885	50,765	68.93%	
Contractual Services	6,058	474	1,889	68.81%	
Occupancy	6,011	384	1,723	71.34%	
Travel/Conf/Dev	774	27	142	81.67%	
Program Activity	2,752	102	332	87.95%	
IT	890	50	136	84.67%	
Other	615	123	364	40.76%	
TOTAL EXP	197,306	19,399	60,506	69.33%	66.67%
NET	-	294	239		



Early Learning Coalition Finance Committee Meeting

November 29, 2017

Resolution: 11292017-01

Action Requested: Approval of the Evaluation Committee's recommendation to award contract for ITN#ELCMDM2017-07 (Office Supplies) to the selected vendors. Also, authorize the President and CEO to negotiate and execute contracts with the selected vendors.

Fiscal Impact: The contract is for an approximate amount of \$70,000.00 per fiscal year, which is subject to the availability of funding.

Funding Source: All Funding Sources

Strategic Goal:

<input type="checkbox"/> Neediest Children	<input type="checkbox"/> Providers
<input type="checkbox"/> Youngest Children	<input checked="" type="checkbox"/> Internal Capacity
<input type="checkbox"/> Educate All	<input type="checkbox"/> Funding

RESOLUTION: 11292017-01

APPROVAL OF THE EVALUATION COMMITTEE'S RECOMMENDATION TO AWARD CONTRACT FOR ITN#ELCMDM2017-07 (OFFICE SUPPLIES) TO THE SELECTED VENDORS. ALSO, AUTHORIZE THE PRESIDENT AND CEO TO NEGOTIATE AND EXECUTE CONTRACTS WITH THE SELECTED VENDORS.

WHEREAS, the Finance Committee has been apprised of the program goals through the attached narrative, hereby incorporated by reference, and the Finance Committee is in agreement with the goals described therein;

WHEREAS, the Finance Committee recommends approving this action;

NOW, THEREFORE, be it resolved that the Finance Committee shall present this action to the Board of the Early Learning Coalition of Miami-Dade/Monroe, Inc. (the "Board"), and shall recommend that the Board approve this action at the next meeting of the Board.

Background:

Resolution #08072017-04 authorized the President and CEO to release an Invitation to Negotiate (ITN) for Office Supplies. On August 25, 2017, the Early Learning Coalition released ITN#ELCMDM2017-07 for Office Supplies. On or before October 3, 2017, the Early Learning Coalition received three (3) proposals from the following:

- Innovative Software Solution, Inc.
- School Specialty, Inc.
- Staples Business Advantage

Legal Counsel reviewed the proposals on October 3, 2017; all proposals were deemed responsive.

On October 5, 2017, the proposals were reviewed by three (3) evaluators who made up the Evaluation Committee.

Evaluation Committee Members:

1. Yusneli Martinez , Administrative Assistant to the Senior Vice President of Strategic Initiatives and Program Development - Early Learning Coalition of Miami-Dade/Monroe
2. Yrma Aldana , Administrative Assistant to the Chief Financial Officer - Early Learning Coalition of Miami-Dade/Monroe
3. Adelina Mercedes Gross , Administrative Assistant for Professional Development Institute- Early Learning Coalition of Miami-Dade/Monroe

On October 20, 2017, at the second Evaluation Committee Meeting, the committee moved and passed a motion to recommend that the Early Learning Coalition negotiate and execute contracts with **Innovative Software Solution, Inc.**, **Staples Business Advantage** and **School Specialty, Inc.** This resolution also requests to move funds between Office Supplies contracts, as needed.

Both vendors are under the State contract list and every quote will be subject to the State Contract Price List.

Proposer's Name	Final Rating (Max 300)
Innovative Software Solution, Inc.	264
School Specialty, Inc.	248
Staples Business Advantage	296

Evaluation Scorecard:

ITN # ELCMDM2017-07 Office Supplies		Max. Score	Innovative Software Solution, Inc.			School Specialty			Staples Business Advantage		
			#1	#2	#3	#1	#2	#3	#1	#2	#3
Organizational Background, Qualifications and Capabilities		40									
1	Most strictly meets the requested needs of the agency as listed within the scope.	10	10	10	10	8	9	10	10	10	10
2	Proposal includes summary of the proposer's overall organization.	10	5	7	10	8	8	10	10	10	10
3	Background of the firm, including areas of practice, stability, and internal quality control program.	10	5	7	10	5	8	10	8	10	10
4	Proposal clearly states the structure of the corporation, availability of corporation support, and financial viability of the firm.	10	8	9	10	8	10	10	10	10	10
Product Design and Performance		30									
1	Proposal clearly demonstrates the Product .	10	5	6	10	8	9	10	10	9	10
2	Proposal list the product warranty, test results, safety and maintenance factors for the products.	10	5	7	10	8	9	10	10	9	10
3	Provided a clear Presentation.	10	10	10	10	10	10	10	10	10	10
Price		30									
1	Proposer submit a complete catalog with detail price list.	30	30	30	30	30	30	0	30	30	30
TOTAL		100	78	86	100	85	93	70	98	98	100
TOTAL SUM		300	264			248			296		
AVERAGE		100	88			83			99		



Early Learning Coalition Finance Committee Meeting

November 29, 2017

Resolution: 11292017-02

Action Requested: Approval of the Evaluation Committee's recommendation to award contract for ITN#ELCMDM2017-08 (IT Equipment) to the selected vendor. Also, authorize the President and CEO to negotiate and execute a contract with the selected vendor.

Fiscal Impact: The contract is for an approximate amount of \$1,300,000.00 per fiscal year, which is subject to the availability of funding.

Funding Source: All Funding Sources

Strategic Goal:

<input type="checkbox"/> Neediest Children	<input checked="" type="checkbox"/> Providers
<input type="checkbox"/> Youngest Children	<input checked="" type="checkbox"/> Internal Capacity
<input checked="" type="checkbox"/> Educate All	<input type="checkbox"/> Funding

RESOLUTION: 11292017-02

APPROVAL OF THE EVALUATION COMMITTEE'S RECOMMENDATION TO AWARD CONTRACT FOR ITN#ELCMDM2017-08 (IT EQUIPMENT) TO THE SELECTED VENDOR. ALSO, AUTHORIZE THE PRESIDENT AND CEO TO NEGOTIATE AND EXECUTE A CONTRACT WITH THE SELECTED VENDOR.

WHEREAS, the Finance Committee has been apprised of the program goals through the attached narrative, hereby incorporated by reference, and the Finance Committee is in agreement with the goals described therein;

WHEREAS, the Finance Committee recommends approving this action;

NOW, THEREFORE, be it resolved that the Finance Committee shall present this action to the Board of the Early Learning Coalition of Miami-Dade/Monroe, Inc. (the "Board"), and shall recommend that the Board approve this action at the next meeting of the Board.

Background:

Resolution #08072017-03 authorized the President and CEO to release an Invitation to Negotiate (ITN) for IT Equipment. On August 25, 2017, the Early Learning Coalition released ITN#ELCMDM2017-08 for IT Equipment. On or before October 3, 2017, the Early Learning Coalition received two (2) proposals from the following:

- CDW Government, LLC
- United Data Technologies, Inc.

Legal Counsel reviewed the proposals on October 3, 2017; the proposal from United Data Technologies, Inc. was deemed non-responsive.

On October 5, 2017, the proposal from CDW Government, LLC was reviewed by three (3) evaluators who made up the Evaluation Committee.

Evaluation Committee Members:

1. Miguel Alfonso , Fiscal Assistant - Early Learning Coalition of Miami-Dade/Monroe
2. Ahmed Mitwalli , Network Administrator - Early Learning Coalition of Miami-Dade/Monroe
3. Corey Jackson , Media Coordinator - Early Learning Coalition of Miami-Dade/Monroe

On October 20, 2017, at the second Evaluation Committee Meeting, the committee moved and passed a motion to recommend that the Early Learning Coalition negotiate and execute a contract with **CDW Government, LLC**.

The vendor is under the State contract list and every quote will be subject to the State Contract Price List.

Proposer's Name	Final Rating (Max 300)
CDW Government, LLC	282

Evaluation Scorecard:

ITN # ELCMDM2017-08 IT Equipment		Max. Score	CDW Government LLC		
			#1	#2	#3
Organizational Background, Qualifications and Capabilities		40			
1	Most strictly meets the requested needs of the agency as listed within the scope.	10	10	8	10
2	Proposal includes summary of the respondent's overall organization.	10	10	9	10
3	Background of the firm, including areas of practice, stability, and internal quality control program.	10	10	8	10
4	Proposal clearly states the structure of the corporation, availability of corporation support, and financial viability of the firm.	10	10	8	10
Product Design and Performance		30			
1	Proposal clearly demonstrate the Product construction and system design.	10	10	7	9
2	Proposal list the product warranty, test results, safety and maintenance factors for the product design.	10	10	7	10
3	Provided a clear Presentation.	10	10	7	9
Price		30			
1	Proposer submit a complete catalog with detail price list.	30	30	30	30
TOTAL		100	100	84	98
TOTAL SUM		300	282		
AVERAGE		100	94		



Early Learning Coalition Finance Committee Meeting

November 29, 2017

Resolution: 11292017-03

Action Requested: Approval of the Evaluation Committee's recommendation to award contract for RFP#ELCMDM2017-09 (Professional Development & Resources for Positive Adult/Child Interactions) to the selected vendor. Also, authorize the President and CEO to negotiate and execute a contract with the selected vendor.

Fiscal Impact: The contract is for an approximate amount of \$60,000.00 per fiscal year, which is subject to the availability of funding.

Funding Source: U.S. Department of Health and Human Services, Administration for Children and Families, Florida Office of Early Learning and The Children's Trust

Strategic Goal:

- Neediest Children
- Youngest Children
- Educate All

- Providers
- Internal Capacity
- Funding

RESOLUTION: 10252017-03

APPROVAL OF THE EVALUATION COMMITTEE'S RECOMMENDATION TO AWARD CONTRACT FOR RFP#ELCMDM2017-09 (PROFESSIONAL DEVELOPMENT & RESOURCES FOR POSITIVE ADULT/CHILD INTERACTIONS) TO THE SELECTED VENDOR. ALSO, AUTHORIZE THE PRESIDENT AND CEO TO NEGOTIATE AND EXECUTE A CONTRACT WITH THE SELECTED VENDOR.

WHEREAS, the Finance Committee has been apprised of the program goals through the attached narrative, hereby incorporated by reference, and the Finance Committee is in agreement with the goals described therein;

WHEREAS, the Finance Committee recommends approving this action;

NOW, THEREFORE, be it resolved that the Finance Committee shall present this action to the Board of the Early Learning Coalition of Miami-Dade/Monroe, Inc. (the "Board"), and shall recommend that the Board approve this action at the next meeting of the Board.

Background:

Resolution #05012017-08 authorized the President and CEO to release a Request for Proposal (RFP) for Online Professional Development Program and Training for Classroom Assessment Scoring System (CLASS). However, after review and consideration, in an effort to maintain precision to the goal and purpose of Resolution #05012017-08, it was determined that RFP#ELCMDM2017-09 be released under a different name: Professional Development & Resources for Positive Adult/Child Interactions. On August 25, 2017, the Early Learning Coalition released RFP#ELCMDM2017-09 for Professional Development & Resources for Positive Adult/Child Interactions. On or before October 3, 2017, the Early Learning Coalition received one (1) proposal from the following:

- Teachstone Training, LLC

Legal Counsel reviewed the proposal; the proposal was deemed responsive.

On October 5, 2017, the proposal was reviewed by three (3) evaluators who made up the Evaluation Committee.

Evaluation Committee Members:

1. Wendy Gordon , QIS Special Project Coordinator - Family Central, Inc.
2. Pamela Hollingsworth, M.Ed. , Senior Vice President of the Office of Strategic Initiatives and Program Development - Early Learning Coalition of Miami-Dade/Monroe
3. Kerry Allen, M.A. , Grants Administrator - Early Learning Coalition of Miami-Dade/Monroe

On October 20, 2017, at the second Evaluation Committee Meeting, the committee moved and passed a motion to recommend that the Early Learning Coalition negotiate and execute a contract with **Teachstone Training, LLC**.

Proposer's Name	Final Rating (Max 300)
Teachstone Training, LLC	257

Evaluation Scorecard:

RFP # ELCMDM2017-09 Professional Development & Resources for Positive Adult/Child Interactions		Max. Score	Teachstone Training, LLC		
			#1	#2	#3
Organizational Capacity		10			
1	The organization has at least five (5) years of experience and knowledge with using and training on the Classroom Assessment Scoring System (CLASS) tool for Pre-K and at least three (3) years with Infant and Toddler CLASS tool.	10	10	10	10
Professional Development		40			
1	CLASS trainers are CLASS Observer Certified on the CLASS tool for Infants, Toddlers, and Pre-K.	5	5	5	5
2	The organization has certified CLASS Trainers to conduct the CLASS Trainer Certification (Train-the-Trainer) for Infants, Toddlers, and Pre-K.	15	15	15	15
3	The organization has certified trainers to conduct Making the Most of Classroom Interactions (MMCI) Train-the-Trainer for Infants, Toddlers, and Pre-K.	15	15	15	15
4	The organization has certified trainers to conduct introduction to CLASS for Infants, Toddlers, and Pre-K.	5	5	5	5
Online		40			
1	The organization can provide access to vendor online software.	15	15	10	15
2	The organization can provide access to the online recalibration software.	15	15	0	5
3	The organization can provide access to the CLASS video library.	10	10	10	5
Resource		6			
1	The organization can provide CLASS Dimension Guides for Infants, Toddlers, and Pre-K.	3	3	3	3
2	The organization can provide MMCI resource binders.	3	3	3	3
Pricing		4			
1	Proposal details ways in which the contractor will provide Early Head Start with in-kind services or materials.	4	3	0	1
TOTAL		100	99	76	82
TOTAL SUM		300	257		
AVERAGE		100	86		



Early Learning Coalition Finance Committee Meeting

November 29, 2017

Resolution: 11292017-04

Action Requested: Approval of the Evaluation Committee's recommendation to award contract for RFP#ELCMDM2017-10 (Payroll and Human Resources) to the selected vendor. Also, authorize the President and CEO to negotiate and execute a contract with the selected vendor.

Fiscal Impact: The contract is for an approximate amount of \$120,000.00 per fiscal year, which is subject to the availability of funding.

Funding Source: All Funding Sources

Strategic Goal:

<input type="checkbox"/> Neediest Children	<input type="checkbox"/> Providers
<input type="checkbox"/> Youngest Children	<input checked="" type="checkbox"/> Internal Capacity
<input type="checkbox"/> Educate All	<input type="checkbox"/> Funding

RESOLUTION: 11292017-04

APPROVAL OF THE EVALUATION COMMITTEE'S RECOMMENDATION TO AWARD CONTRACT FOR RFP#ELCMDM2017-10 (PAYROLL AND HUMAN RESOURCES) TO THE SELECTED VENDOR. ALSO, AUTHORIZE THE PRESIDENT AND CEO TO NEGOTIATE AND EXECUTE A CONTRACT WITH THE SELECTED VENDOR.

WHEREAS, the Finance Committee has been apprised of the program goals through the attached narrative, hereby incorporated by reference, and the Finance Committee is in agreement with the goals described therein;

WHEREAS, the Finance Committee recommends approving this action;

NOW, THEREFORE, be it resolved that the Finance Committee shall present this action to the Board of the Early Learning Coalition of Miami-Dade/Monroe, Inc. (the "Board"), and shall recommend that the Board approve this action at the next meeting of the Board.

Background:

Resolution #08072017-01 authorized the President and CEO to release a Request for Proposal (RFP) for Payroll and Human Resources. On August 25, 2017, the Early Learning Coalition released RFP#ELCMDM2017-10 for Payroll and Human Resources. On or before October 3, 2017, the Early Learning Coalition received two (2) proposals from the following:

- ADP
- Ultimate Software, Inc.

Legal Counsel reviewed the proposals on October 3, 2017; the proposal from ADP was deemed non-responsive.

On October 5, 2017, the proposal from Ultimate Software, Inc. was reviewed by three (3) evaluators who made up the Evaluation Committee.

Evaluation Committee Members:

1. Joanna Revelo, MPA, PHR, SHRM-CP, Human Resources Manager – The Children’s Trust
2. Yeimilyn Lorenzo, Human Resources Consultant
3. Ros Desroches, Accounting Analyst/Human Resource Coordinator – Early Learning Coalition of Broward County, Inc.

On October 20, 2017, at the second Evaluation Committee Meeting, the committee moved and passed a motion to recommend that the Early Learning Coalition negotiate and execute a contract with **Ultimate Software, Inc.**

Proposer’s Name	Final Rating (Max 300)
Ultimate Software, Inc.	279

Evaluation Scorecard:

RFP # ELCMDM2017-10 Payroll and Human Resources		Max. Score	Ultimate Software		
			#1	#2	#3
Organizational Capacity		70			
1	Most closely meets the requested needs of the agency as listed within the scope.	70	68	70	65
Program Management		25			
1	Implementation and transfer of existing Employee & Payroll data	15	15	15	13
2	Customer Service Availability	5	5	5	4
3	Presentation	5	3	3	4
Staffing		5			
1	1. Cost for services are within the range of \$300.00 - \$340.00 max per person annually 2. Current number of employees is 329 with the expectation of reaching 355 employees by December 2017	5	4	1	4
TOTAL		100	95	94	90
TOTAL SUM		300	279		
AVERAGE		100	93		



Early Learning Coalition Finance Committee Meeting

November 29, 2017

Resolution: 11292017-05

Action Requested: Approval of the Evaluation Committee's recommendation to award contract for RFP#ELCMDM2017-11 (Cleaning/Janitorial Services) to the selected vendor. Also, authorize the President and CEO to negotiate and execute a contract with the selected vendor.

Fiscal Impact: The contract is for an approximate amount of \$90,000.00 per fiscal year, which is subject to the availability of funding.

Funding Source: All Funding Sources

Strategic Goal:

<input type="checkbox"/> Neediest Children	<input type="checkbox"/> Providers
<input type="checkbox"/> Youngest Children	<input checked="" type="checkbox"/> Internal Capacity
<input type="checkbox"/> Educate All	<input type="checkbox"/> Funding

RESOLUTION: 11292017-05

APPROVAL OF THE EVALUATION COMMITTEE'S RECOMMENDATION TO AWARD CONTRACT FOR RFP#ELCMDM2017-11 (CLEANING/JANITORIAL SERVICES) TO THE SELECTED VENDOR. ALSO, AUTHORIZE THE PRESIDENT AND CEO TO NEGOTIATE AND EXECUTE A CONTRACT WITH THE SELECTED VENDOR.

WHEREAS, the Finance Committee has been apprised of the program goals through the attached narrative, hereby incorporated by reference, and the Finance Committee is in agreement with the goals described therein;

WHEREAS, the Finance Committee recommends approving this action;

NOW, THEREFORE, be it resolved that the Finance Committee shall present this action to the Board of the Early Learning Coalition of Miami-Dade/Monroe, Inc. (the "Board"), and shall recommend that the Board approve this action at the next meeting of the Board.

Background:

Resolution #08072017-02 authorized the President and CEO to release a Request for Proposal (RFP) for Cleaning/Janitorial Services. On August 25, 2017, the Early Learning Coalition released RFP#ELCMDM2017-11 for Cleaning/Janitorial Services. On or before October 3, 2017, the Early Learning Coalition received four (4) proposals from the following:

- Able Business Service, Inc.
- Miami Janitorial Supplies, Inc.
- Tapia Empire Services
- Vanguard Cleaning Systems of South Florida

Legal Counsel reviewed the proposals on October 3, 2017; the proposals from Tapia Empire Services and Vanguard Cleaning Systems of South Florida were deemed non-responsive.

On October 5, 2017, the proposals from Able Business Service, Inc. and Miami Janitorial Supplies, Inc. were reviewed by three (3) evaluators who made up the Evaluation Committee.

Evaluation Committee Members:

1. Sarah Brazier, Owner and Director- Liberty Academy Daycare and Preschool, Inc.
2. Isabel Afanador, Family Support Manager – Early Learning Coalition of Miami-Dade/Monroe
3. Hansell Rodriguez, Provider Relationship Specialist – Early Learning Coalition of Miami-Dade/Monroe, Inc.

On October 20, 2017, at the second Evaluation Committee Meeting, the committee moved and passed a motion to recommend that the Early Learning Coalition negotiate and execute a contract with **Miami Janitorial Supplies, Inc.**

Proposer’s Name	Final Rating (Max 300)
Able Business Service, Inc.	232
Miami Janitorial Supplies, Inc.	288

Evaluation Scorecard:

RFP # ELCMDM2017-11 Cleaning/Janitorial Services		Max. Score	Able Business Service, Inc.			Miami Janitorial Supplies, Inc.		
			#1	#2	#3	#1	#2	#3
Organizational Background, Qualifications and Capabilities		40						
1	Most strictly meets the requested needs of the agency as listed within the scope.	10	10	10	7	10	10	8
2	Proposal includes summary of the proposer's overall organization.	10	10	10	8	10	10	9
3	Background of the firm, including areas of practice, and stability.	10	10	10	8	10	10	9
4	Proposal clearly states the structure of the corporation, availability of corporation support, and financial viability of the firm.	10	10	10	7	10	10	10
Products and Performance		30						
1	Proposal clearly demonstrates the Products and services.	10	10	10	7	10	10	9
2	Proposal list the product warranty, test results, safety and maintenance factors for the services.	10	10	10	8	10	10	8
3	Provided a clear presentation.	10	10	10	7	10	10	9
Pricing		30						
1	Competitive pricing as it relates to all proposing vendors.	30	20	0	20	30	30	26
TOTAL		100	90	70	72	100	100	88
TOTAL SUM		300	232			288		
AVERAGE		100	77			96		



Early Learning Coalition Finance Committee Meeting

November 29, 2017

Resolution: 11292017-06

Action Requested: Approval of the Evaluation Committee's recommendation to award contract for RFP#ELCMDM2017-12 (Early Head Start Medical Services) to the selected vendor. Also, authorize the President and CEO to negotiate and execute a contract with the selected vendor.

Fiscal Impact: The contract is for an approximate amount of \$75,000.00 per fiscal year, which is subject to the availability of funding.

Funding Source: U.S. Department of Health and Human Services, Administration for Children and Families

Strategic Goal:

- Neediest Children**
- Youngest Children**
- Educate All**

- Providers**
- Internal Capacity**
- Funding**

RESOLUTION: 11292017-06

APPROVAL OF THE EVALUATION COMMITTEE'S RECOMMENDATION TO AWARD CONTRACT FOR RFP#ELCMDM2017-12 (EARLY HEAD START MEDICAL SERVICES) TO THE SELECTED VENDOR. ALSO, AUTHORIZE THE PRESIDENT AND CEO TO NEGOTIATE AND EXECUTE A CONTRACT WITH THE SELECTED VENDOR.

WHEREAS, the Finance Committee has been apprised of the program goals through the attached narrative, hereby incorporated by reference, and the Finance Committee is in agreement with the goals described therein;

WHEREAS, the Finance Committee recommends approving this action;

NOW, THEREFORE, be it resolved that the Finance Committee shall present this action to the Board of the Early Learning Coalition of Miami-Dade/Monroe, Inc. (the "Board"), and shall recommend that the Board approve this action at the next meeting of the Board.

Background:

Resolution #06052017-05 authorized the President and CEO to release a Request for Proposal (RFP) for Early Head Start children’s vision, hearing testing and medical/dental trainings for Early Head Start parents, childcare providers and staff. On August 25, 2017, the Early Learning Coalition released RFP#ELCMDM2017-12 for Early Head Start Medical Services. On or before October 3, 2017, the Early Learning Coalition received one (1) proposal from the following:

- Jessie Trice Community Health Center, Inc.

Legal Counsel reviewed the proposal on October 3, 2017; the proposal was deemed responsive.

On October 20, 2017, the proposal was reviewed by four (4) evaluators who made up the Evaluation Committee.

Evaluation Committee Members:

1. Fatima Waite , Nurse, University Hospital
2. Caroline Leyva , Health/Mental Health/Disability Coordinator- Centro Mater Head Start
3. Dr. Rosa Martin, DMD , Dental Director - Florida Department of Health in Miami-Dade County
4. Otilia Gonzalez-Varese, BS, MBA , Disabilities and Mental Health Manager of The Neighborhood Place for Early Head Start - Early Learning Coalition of Miami-Dade/Monroe

On October 20, 2017, at the second Evaluation Committee Meeting, the committee moved and passed a motion to recommend that the Early Learning Coalition negotiate and execute a contract with **Jessie Trice Community Health Center, Inc.**

Proposer’s Name	Final Rating (Max 400)
Jessie Trice Community Health Center, Inc.	341

Evaluation Scorecard:

RFP # ELCMDM2017-12 Early Head Start Medical Services		Max. Score	Jessie Trice Community Health Center, Inc.			
			#1	#2	#3	#4
Organizational Capacity		30				
1	Description includes previous experience providing health care services to EHS or HS programs, including any issues and final resolutions.	5	5	4	3	5
2	The proposer has at least ten (10) years' experience providing health care services to the infant and toddler population in Miami-Dade County.	15	15	15	13	15
3	The proposer has various medical services that families are able to take advantage of (i.e. health services, dental services, mental health services).	10	10	8	9	10
Specifications (Early Head Start Medical Services Provided)		60				
1	The description contains the philosophy, mission, and basic components for their medical services to the community.	5	5	5	5	5
2	The proposer's response provides detail of the evidence-based hearing and vision screening approach utilized.	15	13	10	10	15
3	The proposer describes the medical personnel that will used to provide each of the services requested.	10	9	8	8	10
4	The proposer describes an effective plan for follow-up of children who do not pass the vision and/or hearing screening.	10	8	8	5	9
5	The proposer describes additional efforts of medical services that can be provided on-site at the childcare centers.	6	5	5	5	6
6	The proposer describes effective method for providing support to teachers and parents regarding health education appropriate for the population.	7	6	6	5	6
7	The proposer describes a plan for providing monthly progress feedback/reports to the program.	7	7	5	5	7
Pricing		10				
1	Proposal details ways in which the contractor will provide Early Head Start with in-kind services or materials.	10	10	8	5	5
TOTAL		100	93	82	73	93
TOTAL SUM		400	341			
AVERAGE		100	85			



Early Learning Coalition Finance Committee Meeting

November 29, 2017

Resolution: 11292017-07

Action Requested: Authorize the President and CEO to request a Non-Federal Share Waiver from the U.S. Department of Health and Human Services for the Early Head Start Grant in the amount of \$1,910,406.00 for Program Year II (08/01/2016 - 07/31/2017).

Fiscal Impact: An approximate amount of \$1,910,406.00 for fiscal year 2016-2017

Funding Source: U.S. Department of Health and Human Services, Administration for Children and Families.

Strategic Goal:

<input type="checkbox"/> Neediest Children	<input type="checkbox"/> Providers
<input type="checkbox"/> Youngest Children	<input type="checkbox"/> Internal Capacity
<input type="checkbox"/> Educate All	<input checked="" type="checkbox"/> Funding

RESOLUTION: 11292017-07

AUTHORIZE THE PRESIDENT AND CEO TO REQUEST A NON-FEDERAL SHARE WAIVER FROM THE U.S. DEPARTMENT OF HEALTH AND HUMAN SERVICES FOR THE EARLY HEAD START GRANT IN THE AMOUNT OF \$1,910,406.00 FOR PROGRAM YEAR II (08/01/2016 - 07/31/2017).

WHEREAS, the Finance Committee has been apprised of the program goals through the attached narrative, hereby incorporated by reference, and the Finance Committee is in agreement with the goals described therein;

WHEREAS, the Finance Committee recommends approving this action;

NOW, THEREFORE, be it resolved that the Finance Committee shall present this action to the Board of the Early Learning Coalition of Miami-Dade/Monroe, Inc. (the "Board"), and shall recommend that the Board approve this action at the next meeting of the Board.

Background:

On June 5, 2017, Resolution #06052017-06 was approved to request a Non-Federal Share Waiver from the U.S. Department of Health and Human Services for the Early Head Start Grant in the approximate amount of \$3,426,274.00. At the time, the amount estimated was the amount recorded in the Early Learning Coalition of Miami-Dade/Monroe’s General Ledger. Subsequently, from the time that Resolution #06052017-06 was approved, until now, additional Non-Federal Share has been provided and recorded in the General Ledger to the Early Head Start Program. The waiver amount is based on the difference of the amount of the Non-Federal Share total required on the Federal Share of Expenditures and the current amount collected in the General Ledger. Thus, the new amount is \$1,910,406.00.

This is a requirement and a condition of the Notice of Award compliance with Uniform Guidance 45 CFR Part 75.308 (Revision of Budget and Program Plans).

Non-Federal Share	Amount
Total Required	\$3,015,270.00*
Total Collected	\$1,104,864.00
Waiver Requested	\$1,910,406.00

*Based upon actual expenditures



Early Learning Coalition Finance Committee Meeting

November 29, 2017

Resolution: 11292017-08

Action Requested: Authorize the President and CEO to request and use the carryover balance from the 04HP0007-02 program grant (year (2) two) to the 04HP0007-03 program grant (year (3) three).

Fiscal Impact: The requested carryover balance in the amount of \$3,875,027.00 will increase from \$9,789,273.00 to a total not to exceed amount of \$13,664,300.00 for the 04HP007-03 program Grant.

Funding Source: U.S. Department of Health and Human Services Administration for Children and Families

Strategic Goal:

- Neediest Children
- Youngest Children
- Educate All

- Providers
- Internal Capacity
- Funding

RESOLUTION: 11292017-08

AUTHORIZE THE PRESIDENT AND CEO TO REQUEST AND USE THE CARRYOVER BALANCE FROM THE 04HP0007-02 PROGRAM GRANT (YEAR (2) TWO) TO THE 04HP0007-03 PROGRAM GRANT (YEAR (3) THREE).

WHEREAS, the Finance Committee has been apprised of the program goals through the attached narrative, hereby incorporated by reference, and the Finance Committee is in agreement with the goals described therein;

WHEREAS, the Finance Committee recommends approving this action;

NOW, THEREFORE, be it resolved that the Finance Committee shall present this action to the Board of the Early Learning Coalition of Miami-Dade/Monroe, Inc. (the "Board"), and shall recommend that the Board approve this action at the next meeting of the Board.

Background:

On December 5, 2016, Resolution #12052016-07, requesting the use of carryover balance in the amount of \$6,910,449.00 from the 04HP0007-01 program grant (year (1) one) to the 04HP0007-02 program grant (year (2) two), was duly passed and adopted. The Office of Head Start awarded \$6,241,456.00 of the requested amount. On July 25, 2017, the Carry Over Balance was approved by the Office of Head Start, leaving six days to obligate funds (projects had to be obligated by July 31, 2017). Due to the time of the approval of the Carry Over Balance, not all awarded items were obligated and completed.

The Office of Head Start allows for projects and any other identified use of awarded funds not used, to be considered a Carry Over Balance into the current program year.

The Early Learning Coalition of Miami-Dade/Monroe is requesting approval of the Carry Over Balance for \$3,875,027.00.

The following table reflects the uses for Carry Over Balance:

Uses for Carry Over Balance	Previously Approved Resolution	Notice of Award	Expensed During Program Year (2016-2017)	Carry Over Balance
Equipment				
Equipment (Edison Plaza)	12052016-07	\$ 300,000	\$ 187,366	\$ 112,634
Supplies				
Computers	12052016-07	\$ 150,400	\$ 150,400	
CONTRACTUAL				
Provider Payments	12052016-07	\$ 1,015,007	\$ 390,093	\$ 624,914
Playgrounds	12052016-07	\$ 2,199,200	\$ 717,273	\$ 1,481,927
Provider Repairs	12052016-07	\$ 2,090,449	\$ 887,782	\$ 1,202,667
Consultant - Fiscal policies	12052016-07	\$ 70,000	\$ -	\$ 70,000
Community Need Assessment	12052016-07	\$ 35,000		\$ 35,000
Classroom consultant -mentor 188 teachers	12052016-07	\$ 250,400	\$ -	\$ 250,400
Teacher Prof Dev (TTA Funds) - obtain NCDA	12052016-07	\$ 50,000	\$ -	\$ 50,000
Staff Dev - PITC Institute	12052016-07	\$ 40,000	\$ 26,567	\$ 13,433
Temporary Staff	12052016-07	\$ 41,000	\$ 6,948	\$ 34,052
Total Contractual		\$ 5,791,056	\$ 2,028,663	\$ 3,762,393
Carry over balance - TOTAL		\$ 6,241,456	\$ 2,366,429	\$ 3,875,027



Early Learning Coalition Finance Committee Meeting

November 29, 2017

Resolution: 11292017-09

Action Requested: Authorize the President and CEO to release a Request for Proposal (RFP) for External Auditing Services.

Fiscal Impact: The contract is for an approximate amount of \$75,000.00 for fiscal year 2018-2019, which is subject to the availability of funding.

Funding Source: All Funding Sources

Strategic Goal:

<input checked="" type="checkbox"/> Neediest Children	<input checked="" type="checkbox"/> Providers
<input checked="" type="checkbox"/> Youngest Children	<input checked="" type="checkbox"/> Internal Capacity
<input checked="" type="checkbox"/> Educate All	<input type="checkbox"/> Funding

RESOLUTION: 11292017-09

AUTHORIZE THE PRESIDENT AND CEO TO RELEASE A REQUEST FOR PROPOSAL (RFP) FOR EXTERNAL AUDITING.

WHEREAS, the Finance Committee has been apprised of the program goals through the attached narrative, hereby incorporated by reference, and the Finance Committee is in agreement with the goals described therein;

WHEREAS, the Finance Committee recommends approving this action;

NOW, THEREFORE, be it resolved that the Finance Committee shall present this action to the Board of the Early Learning Coalition of Miami-Dade/Monroe, Inc. (the "Board"), and shall recommend that the Board approve this action at the next meeting of the Board.

Background:

This resolution is requesting authorization for the President and CEO to release a Request for Proposal (RFP) for External Auditing Services. External Auditing Services will ensure that the Early Learning Coalition of Miami-Dade/Monroe's financial statements are fairly presented in conformity with U.S. generally accepted accounting principles and government auditing standards for agreed upon procedures. Additionally, these services will require an audit of the Early Learning Coalition's 401k Plan.

The above-referenced RFP will seek to contract by July 2018.



Early Learning Coalition Finance Committee Meeting

November 29, 2017

Resolution: 11292017-11

Action Requested: Authorize the President and CEO to negotiate, execute and receive funds for the Florida Child Care Executive Partnership (CCEP) Match Memorandum of Understanding (MOU)

Fiscal Impact: A total amount of approximate amount of \$23,100.00 for fiscal year 2017-2018, which is subject to the availability of funding.

Funding Source: United Way of Monroe County

Strategic Goal:

<input checked="" type="checkbox"/> Neediest Children	<input type="checkbox"/> Providers
<input checked="" type="checkbox"/> Youngest Children	<input type="checkbox"/> Internal Capacity
<input type="checkbox"/> Educate All	<input checked="" type="checkbox"/> Funding

RESOLUTION: 11292017-11

AUTHORIZE THE PRESIDENT AND CEO TO NEGOTIATE, EXECUTE AND RECEIVE FUNDS FOR THE FLORIDA CHILD CARE EXECUTIVE PARTNERSHIP (CCEP) MATCH MEMORANDUM OF UNDERSTANDING (MOU)

WHEREAS, the Finance Committee has been apprised of the program goals through the attached narrative, hereby incorporated by reference, and the Finance Committee is in agreement with the goals described therein;

WHEREAS, the Finance Committee recommends approving this action;

NOW, THEREFORE, be it resolved that the Finance Committee shall present this action to the Board of the Early Learning Coalition of Miami-Dade/Monroe, Inc. (the "Board"), and shall recommend that the Board approve this action at the next meeting of the Board.

Background:

United Way of Monroe County will provide the required local match for the Child Care Executive Partnership (CCEP) childcare subsidy program. The Florida Child Care Executive Partnership (CCEP) purchasing pool funds serve as a general funding source to assist eligible low to moderate income families in the Upper Keys, who earn up to 200% of the federal poverty level.

Early Learning Coalition of Miami-Dade/Monroe

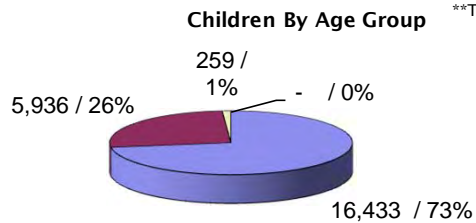
School Readiness Slot Utilization Snapshot - Miami-Dade

September 2017

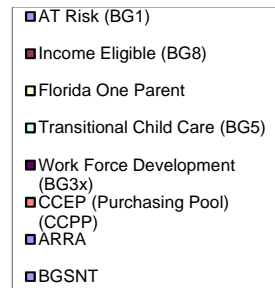
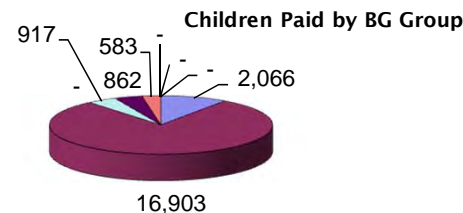

(all dollar amounts in thousands '000)

Children Served	Amount
Total actual paid - YTD	24,263
Total actual paid - September 2017	21,225
Net Slot Payment and Gold Seal Match (BG8 and CCEP)	\$ 6,954
Total cost (in thousands) (incl match)	\$ 7,692
Change month over month	
Total Net Increase(decrease) children	(1,327)
Monthly Activity	Amount
Beginning Census	22,552
NET Increase/(Decrease)	(1,327)
Total	21,225
Current Data	
Enrolled As of Oct 23, 2017	23,534
Projected Paid for October (96% of enrolled)	22,593
Waitlist	
Ages 0-5	677
Ages 6-9	92
Ages 10-13	22
VPK Enrolled As of Oct 23, 2017	
Regular	19,494
Summer	2
SISP	5
VPK Total Actual Paid - September 2017	
SISP	20
Regular	14,431
Summer	1
VPK Total Actual Paid - YTD	
SISP	24
Regular	14,671
Summer	276

Eligibility Breakdown Type	Children Paid by Billing Group		Dollars Paid by Billing Group	
	Receiving Service	% of Total	Amount*	% of Total
AT Risk (BG1)	2,066	9.69%	\$884.16	11.64%
Income Eligible (BG8)	16,903	79.24%	\$5,959.91	78.47%
Florida One Parent	-	0.00%	\$ -	0.00%
Transitional Child Care (BG5)	917	4.30%	\$334.92	4.41%
Work Force Development (BG3x)	862	4.04%	\$319.10	4.20%
CCEP (Purchasing Pool) (CCPP)	583	2.73%	\$96.88	1.28%
ARRA	-	0.00%	\$ -	0.00%
BGSNT	-	0.00%	\$ -	0.00%
BGCSD&BGCSO	-	0.00%	\$0.00	0.00%
Total	21,331	100%	\$7,594.97	100%
Minus 106 Overlap	21,225			
GOLD SEAL			\$641.34	8.44%
categories above)	-	-	\$ -	-
SFW GOLD SEAL			\$ -	-
Age Break Down	All Eligible Clients-Paid		Dollars Paid by Age Category	
Type	Receiving Service	% of Total	Amount-\$	% of Total
Infant	3,933	18.51%	\$1,726.06	22.70%
Toddler	3,893	18.32%	\$1,592.71	20.95%
Three Year Old	4,383	20.63%	\$1,677.34	22.06%
Pre-School	4,224	19.88%	\$1,225.21	16.12%
<i>Sub-Total</i>	<i>16,433</i>	<i>77.33%</i>	<i>\$6,221.31</i>	<i>81.83%</i>
School Age: 6 yrs	1,832	12.13%	\$403.62	5.31%
School Age: 7 yrs	1,064	7.05%	\$227.27	2.99%
School Age: 8 yrs	503	3.33%	\$106.12	1.40%
Unduplicated School Age: 5 - 8 yrs**	5,936	39.34%	\$1,330.09	17.50%
School Age: 9 yrs and above	259	1.72%	\$51.03	0.67%
School Age (Duplicated)	17	0.11%	\$0.00	0.00%
School Age (Unduplicated)	6,178	29.07%	\$1,381.12	18.17%
Other	-	0.00%	\$0.00	0.00%
<i>Sub-Total</i>	<i>6,178</i>	<i>29.07%</i>	<i>\$1,381.12</i>	<i>18.17%</i>
Total	21,250	106%	\$7,602.43	100%



**There are 2548 5-year-old within this count.



Note: Legends with too small percentage are not shown on the pie chart.

Early Learning Coalition of Miami-Dade/Monroe

School Readiness Slot Utilization Snapshot - Monroe

September 2017

(all dollar amounts in thousands '000)

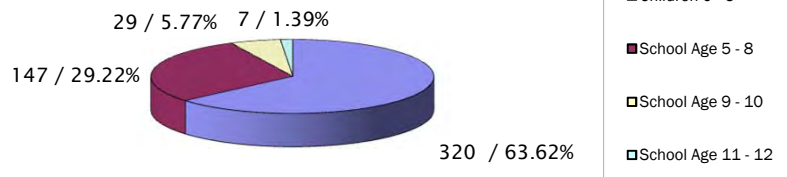
Children Served	Amount
Total actual paid - September 2017	468
Net Slot Payment and Gold Seal	\$ 155
Match (BG8 and CCEP)	\$ 0
Total cost (in thousands) (incl match)	\$ 159
Change month over month	
Total Net Increase(decrease) children	(33)
Monthly Activity	Amount
Beginning Census	501
Net Increase/(Decrease)	(33)
Total	468

Current Data	
Enrolled as of Oct 19, 2017	488
Projected Paid for October (96% of enrolled)	468
Waitlist	
Ages 0-5	0
Ages 6-9	0
Ages 10-13	0
VPK Enrolled as of Oct 19, 2017	420
VPK Total Actual Paid - September 2017	423

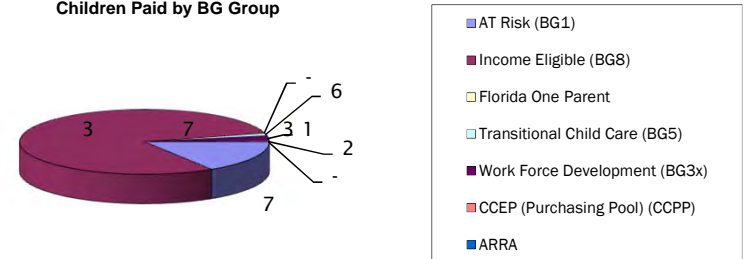
Eligibility Breakdown	Children Paid by Billing Group		Dollars Paid by Billing Group	
	Type	Receiving % of Service	Total	Amount
AT Risk (BG1)	75	16.03%	\$31.64	19.93%
Income Eligible (BG8)	373	79.70%	\$120.01	75.60%
Florida One Parent	-	0.00%	\$ -	0.00%
Transitional Child Care (BG5)	6	1.28%	\$1.92	1.21%
Work Force Development (BG3x)	12	2.56%	\$4.72	2.97%
CCEP (Purchasing Pool) (CCPP)	2	0.43%	\$0.46	0.29%
ARRA	-	0.00%	\$0.00	0.00%
Total	468	100%	\$158.74	100%
Minus 0 Overlap	468			
GOLD SEAL	-	-	\$4.23	2.67%
BGCSD+BGCSO	-	0.00%	-	0.00%
Age Break Down	All Eligible Clients-Paid		Dollars Paid by Age Category	
Type	Receiving % of Service	Total	Amount-\$	% of Total
Infant	62	12.30%	\$27.99	17.63%
Toddler	86	17.06%	\$37.58	23.67%
Three Year Old	78	15.48%	\$27.75	17.48%
Pre-School	94	18.65%	\$26.17	16.48%
Sub-Total	320	63.49%	\$119.49	75.27%
School Age: 6	40	7.94%	\$7.99	5.03%
School Age: 7	35	6.94%	\$7.43	4.68%
School Age: 8	29	5.75%	\$6.37	4.01%
School Age: 5 - 8**	147	29.17%	\$31.24	19.68%
School Age: 9 - 10	29	5.75%	\$6.24	3.93%
School Age: 11 - 12	7	1.39%	\$1.50	0.95%
School Age: Other Age	1	0.20%	\$0.27	0.17%
School Age Total	184	36.51%	\$39.26	24.73%
Other	-	0.00%	\$ -	0.00%
Sub-Total	184	36.51%	\$39.26	24.73%
Total	504	100%	\$158.74	100%
Minus 36 Overlap	468			

**There are 43 5-year-old within this count.

Children By Age Group



Children Paid by BG Group



Early Learning Coalition of Miami-Dade/Monroe

EHS Slot Utilization Snapshot - Miami-Dade

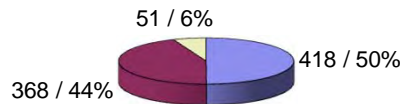
September 2017

(all dollar amounts in thousands '000)

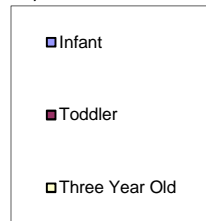
Children Served	Amount
Total actual paid - YTD	1,021
Total actual paid - September 2017	758
Net Slot Payment and Gold Seal	\$ 529
Match (BG8 and CCEP)	\$ -
Total cost (in thousands) (incl match)	\$ 529
Change month over month	
Total Net Increase(decrease) children	(7)
Monthly Activity	
Amount	
Beginning Census	765
NET Increase/(Decrease)	(7)
Total	758
Current Data	
Enrolled As of Oct 23, 2017	727
Projected Paid for October (96% of enrolled)	698
Waitlist	223

Eligibility Breakdown	Children Paid by Billing Group		Dollars Paid by Billing Group	
	Receiving Service	% of Total	Amount*	% of Total
EHS	758	100.00%	\$529.20	100.00%
Total	758	100%	\$529.20	100%
Minus 0 Overlap	758			
GOLD SEAL			\$0.06	0.01%
categories above)	-		\$ -	
SFW GOLD SEAL			\$ -	-
Age Break Down	All Eligible Clients-Paid		Dollars Paid by Age Category	
Type	Receiving Service	% of Total	Amount-\$	% of Total
Infant	418	49.94%	\$265.10	50.09%
Toddler	368	43.97%	\$243.33	45.97%
Three Year Old	51	6.09%	\$20.86	3.94%
Pre-School	0	0.00%	\$0.00	0.00%
<i>Sub-Total</i>	837	100.00%	\$529.29	100.00%
School Age: 6 yrs	0	0.00%	\$0.00	0.00%
School Age: 7 yrs	0	0.00%	\$0.00	0.00%
School Age: 8 yrs	0	0.00%	\$0.00	0.00%
Unduplicated School Age: 5 - 8 yrs**	0	0.00%	\$0.00	0.00%
School Age: 9 yrs and above	0	0.00%	\$0.00	0.00%
School Age Total Includes 0 Overlap	0	0.00%	\$0.00	0.00%
School Age (Unduplicated)	0	0.00%	\$0.00	0.00%
Other	-	0.00%	\$0.00	0.00%
<i>Sub-Total</i>	-	0.00%	\$0.00	0.00%
Total	837	100%	\$529.29	100%
Minus 78 Overlap	759			

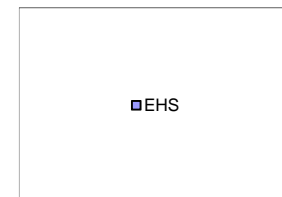
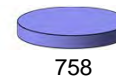
Children By Age Group



**There are 0 5-year-old within this count.



Children Paid by BG Group



Note: Legends with too small percentage are not shown on the pie chart.

Early Learning Coalition of Miami-Dade/Monroe

DCF Title V Slot Utilization Snapshot - Miami-Dade

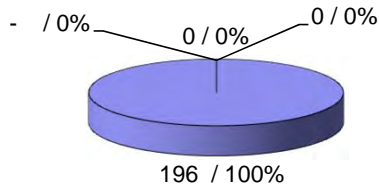
September 2017

(all dollar amounts in thousands '000)


Children Served	Amount
Total actual paid - YTD	396
Total actual paid - September 2017	293
Net Slot Payment and Gold Seal Match (BG8 and CCEP)	\$ 73
	\$ -
Total cost (in thousands) (incl match)	\$ 79
Change month over month	
Total Net Increase(decrease) children	(53)
Monthly Activity	Amount
Beginning Census	346
NET Increase/(Decrease)	(53)
Total	293
Current Data	
Enrolled As of Oct 23, 2017	306
Projected Paid for October (96% of enrolled)	294

Eligibility Breakdown	Children Paid by Billing Group		Dollars Paid by Billing Group	
	Receiving Service	% of Total	Amount*	% of Total
V	293	100.00%	\$78.84	100.00%
Total	293	100%	\$78.84	100%
Minus 0 Overlap	293			
GOLD SEAL			\$5.76	7.30%
categories above)	-		\$ -	
SFW GOLD SEAL			\$ -	-
Age Break Down	All Eligible Clients-Paid		Dollars Paid by Age Category	
Type	Receiving Service	% of Total	Amount-\$	% of Total
Infant	50	16.34%	\$18.71	23.73%
Toddler	52	16.99%	\$16.30	20.68%
Three Year Old	51	16.67%	\$17.16	21.77%
Pre-School	43	14.05%	\$10.15	12.87%
<i>Sub-Total</i>	<i>196</i>	<i>64.05%</i>	<i>\$62.32</i>	<i>79.04%</i>
School Age: 6 yrs	0	0.00%	\$0.00	0.00%
School Age: 7 yrs	0	0.00%	\$0.00	0.00%
School Age: 8 yrs	0	0.00%	\$0.00	0.00%
Unduplicated School Age: 5 - 8 yrs**	0	0.00%	\$0.00	0.00%
School Age: 9 yrs and above	0	0.00%	\$0.00	0.00%
School Age Total Includes -110 Overlap	0	0.00%	\$0.00	0.00%
School Age (Unduplicated)	110	35.95%	\$16.52	20.96%
Other	-	0.00%	\$0.00	0.00%
<i>Sub-Total</i>	<i>110</i>	<i>35.95%</i>	<i>\$16.52</i>	<i>20.96%</i>
Total	306	100%	\$78.84	100%
Minus 13 Overlap	293			

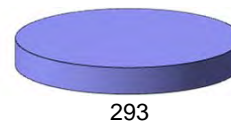
Children By Age Group



**There are 0 5-year-old within this count.



Children Paid by BG Group



Note: Legends with too small percentage are not shown on the pie chart.

Early Learning Coalition of Miami-Dade/Monroe

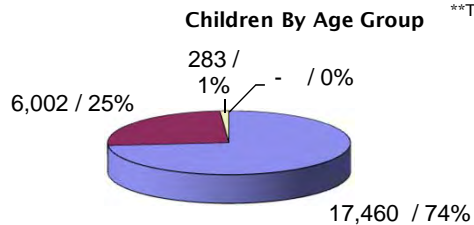
School Readiness Slot Utilization Snapshot - Miami-Dade

October 2017

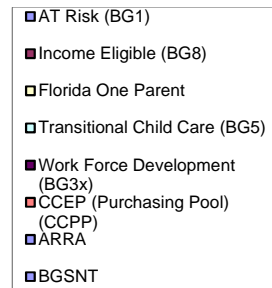
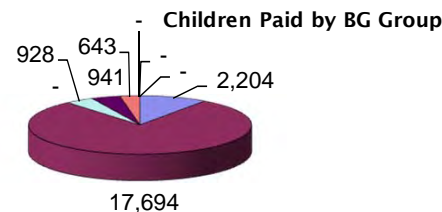

(all dollar amounts in thousands '000)

Children Served	Amount
Total actual paid - YTD	25,462
Total actual paid - October 2017	22,204
Net Slot Payment and Gold Seal Match (BG8 and CCEP)	\$ 7,576
	\$ 107
Total cost (in thousands) (incl match)	<u>\$ 8,365</u>
Change month over month	
Total Net Increase(decrease) children	979
Monthly Activity	Amount
Beginning Census	21,225
NET Increase/(Decrease)	979
Total	22,204
Current Data	
Enrolled As of Nov 27, 2017	23,763
Projected Paid for November (96% of enrolled)	22,812
Waitlist	
Ages 0-5	1,296
Ages 6-9	186
Ages 10-13	50
VPK Enrolled As of Nov 27, 2017	
Regular	20,352
Summer	2
SISP	16
VPK Total Actual Paid - October 2017	
SISP	3
Regular	20,339
Summer	15
VPK Total Actual Paid - YTD	
SISP	27
Regular	20,709
Summer	276

Eligibility Breakdown Type	Children Paid by Billing Group		Dollars Paid by Billing Group	
	Receiving Service	% of Total	Amount*	% of Total
AT Risk (BG1)	2,204	9.83%	\$927.77	11.23%
Income Eligible (BG8)	17,694	78.96%	\$6,547.40	79.29%
Florida One Parent	-	0.00%	\$ -	0.00%
Transitional Child Care (BG5)	928	4.14%	\$344.95	4.18%
Work Force Development (BG3x)	941	4.20%	\$331.06	4.01%
CCEP (Purchasing Pool) (CCPP)	643	2.87%	\$106.84	1.29%
ARRA	-	0.00%	\$ -	0.00%
BGSNT	-	0.00%	\$ -	0.00%
BGCSD&BGCSO	-	0.00%	\$0.00	0.00%
Total	22,410	100%	\$8,258.02	100%
Minus 206 Overlap	22,204			
GOLD SEAL			\$681.74	8.26%
categories above)	-	-	\$ -	
SFW GOLD SEAL			\$ -	-
Age Break Down	All Eligible Clients-Paid		Dollars Paid by Age Category	
Type	Receiving Service	% of Total	Amount-\$	% of Total
Infant	4,085	18.38%	\$1,820.24	22.00%
Toddler	4,103	18.46%	\$1,735.85	20.98%
Three Year Old	4,527	20.37%	\$1,783.72	21.56%
Pre-School	4,745	21.35%	\$1,436.14	17.36%
<i>Sub-Total</i>	17,460	78.55%	\$6,775.95	81.90%
School Age: 6 yrs	1,960	12.24%	\$465.65	5.63%
School Age: 7 yrs	1,146	7.16%	\$265.73	3.21%
School Age: 8 yrs	570	3.56%	\$131.11	1.58%
Unduplicated School Age: 5 - 8 yrs**	6,002	37.54%	\$1,439.46	17.40%
School Age: 9 yrs and above	283	1.77%	\$58.34	0.71%
School Age (Duplicated)	24	0.15%	\$0.00	0.00%
School Age (Unduplicated)	6,261	28.17%	\$1,497.79	18.10%
Other	-	0.00%	\$0.00	0.00%
<i>Sub-Total</i>	6,261	28.17%	\$1,497.79	18.10%
Total	22,227	107%	\$8,273.74	100%



**There are 2347 5-year-old within this count.



Note: Legends with too small percentage are not shown on the pie chart.

Early Learning Coalition of Miami-Dade/Monroe

School Readiness Slot Utilization Snapshot - Monroe

October 2017

(all dollar amounts in thousands '000)

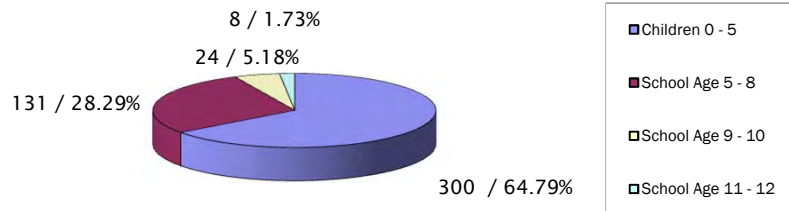
Children Served	Amount
Total actual paid - October 2017	447
Net Slot Payment and Gold Seal	\$ 147
Match (BG8 and CCEP)	\$ 0
Total cost (in thousands) (incl match)	\$ 152
Change month over month	
Total Net Increase(decrease) children	(21)
Monthly Activity	
Beginning Census	468
Net Increase/(Decrease)	(21)
Total	447

Current Data	
Enrolled as of Nov 21, 2017	484
Projected Paid for November (96% of enrolled)	465
Waitlist	
Ages 0-5	0
Ages 6-9	0
Ages 10-13	0
VPK Enrolled as of Nov 21, 2017	439
VPK Total Actual Paid - October 2017	426

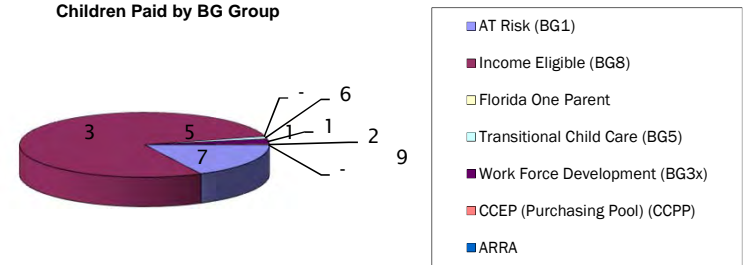
Eligibility Breakdown	Children Paid by Billing Group		Dollars Paid by Billing Group		
	Receiving % of Service	% of Total	Amount	% of Total	
Type					
AT Risk (BG1)	79	17.59%	\$29.50	19.46%	
Income Eligible (BG8)	351	78.17%	\$115.27	76.03%	
Florida One Parent	-	0.00%	\$ -	0.00%	
Transitional Child Care (BG5)	6	1.34%	\$1.91	1.26%	
Work Force Development (BG3x)	11	2.45%	\$4.45	2.93%	
CCEP (Purchasing Pool) (CCPP)	2	0.45%	\$0.48	0.32%	
ARRA	-	0.00%	\$0.00	0.00%	
Total	449	100%	\$151.61	100%	
Minus 2 Overlap	447				
GOLD SEAL	-	-	\$4.40	2.91%	
BGCSO+BGCSO	-	0.00%	-	0.00%	
Age Break Down		All Eligible Clients-Paid		Dollars Paid by Age Category	
Type	Receiving % of Service	% of Total	Amount-\$	% of Total	
Infant	61	13.15%	\$27.68	18.26%	
Toddler	74	15.95%	\$32.34	21.33%	
Three Year Old	76	16.38%	\$30.01	19.79%	
Pre-School	89	19.18%	\$25.28	16.68%	
<i>Sub-Total</i>	<i>300</i>	<i>64.66%</i>	<i>\$115.31</i>	<i>76.06%</i>	
School Age: 6	34	7.33%	\$7.59	5.01%	
School Age: 7	28	6.03%	\$6.45	4.26%	
School Age: 8	32	6.90%	\$6.88	4.54%	
School Age: 5 - 8**	131	28.23%	\$29.40	19.39%	
School Age: 9 - 10	24	5.17%	\$4.86	3.20%	
School Age: 11 - 12	8	1.72%	\$1.76	1.16%	
School Age: Other Age	1	0.22%	\$0.28	0.18%	
School Age Total	164	35.34%	\$36.30	23.94%	
Other	-	0.00%	\$ -	0.00%	
<i>Sub-Total</i>	<i>164</i>	<i>35.34%</i>	<i>\$36.30</i>	<i>23.94%</i>	
Total	464	100%	\$151.61	100%	
Minus 17 Overlap	447				

**There are 37 5-year-old within this count.

Children By Age Group



Children Paid by BG Group



Early Learning Coalition of Miami-Dade/Monroe

EHS Slot Utilization Snapshot - Miami-Dade

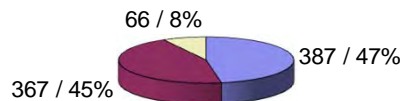
October 2017

(all dollar amounts in thousands '000)

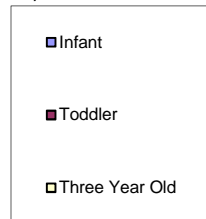
Children Served	Amount
Total actual paid - YTD	1,035
Total actual paid - October 2017	745
Net Slot Payment and Gold Seal Match (BG8 and CCEP)	\$ 498
	\$ -
Total cost (in thousands) (incl match)	\$ 498
Change month over month	
Total Net Increase(decrease) children	(13)
Monthly Activity	Amount
Beginning Census	758
NET Increase/(Decrease)	(13)
Total	745
Current Data	
Enrolled As of Nov 27, 2017	691
Projected Paid for November (96% of enrolled)	663
Waitlist	264

Eligibility Breakdown	Children Paid by Billing Group		Dollars Paid by Billing Group	
	Receiving Service	% of Total	Amount*	% of Total
EHS	745	100.00%	\$498.35	100.00%
Total	745	100%	\$498.35	100%
Minus 0 Overlap	745			
GOLD SEAL			\$0.06	0.01%
categories above)	-		\$ -	
SFW GOLD SEAL			\$ -	
Age Break Down	All Eligible Clients-Paid		Dollars Paid by Age Category	
Type	Receiving Service	% of Total	Amount-\$	% of Total
Infant	387	47.20%	\$235.19	47.19%
Toddler	367	44.76%	\$234.41	47.04%
Three Year Old	66	8.05%	\$28.76	5.77%
Pre-School	0	0.00%	\$0.00	0.00%
<i>Sub-Total</i>	<i>820</i>	<i>100.00%</i>	<i>\$498.35</i>	<i>100.00%</i>
School Age: 6 yrs	0	0.00%	\$0.00	0.00%
School Age: 7 yrs	0	0.00%	\$0.00	0.00%
School Age: 8 yrs	0	0.00%	\$0.00	0.00%
Unduplicated School Age: 5 - 8 yrs**	0	0.00%	\$0.00	0.00%
School Age: 9 yrs and above	0	0.00%	\$0.00	0.00%
School Age Total Includes 0 Overlap	0	0.00%	\$0.00	0.00%
School Age (Unduplicated)	0	0.00%	\$0.00	0.00%
Other	-	0.00%	\$0.00	0.00%
<i>Sub-Total</i>	<i>-</i>	<i>0.00%</i>	<i>\$0.00</i>	<i>0.00%</i>
Total	820	100%	\$498.35	100%
Minus 75 Overlap	745			

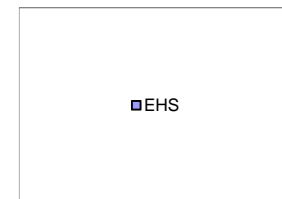
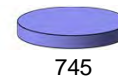
Children By Age Group



**There are 0 5-year-old within this count.



Children Paid by BG Group



Note: Legends with too small percentage are not shown on the pie chart.

Early Learning Coalition of Miami-Dade/Monroe

DCF Title V Slot Utilization Snapshot - Miami-Dade

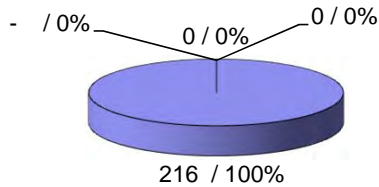
October 2017

(all dollar amounts in thousands '000)


Children Served	Amount
Total actual paid - YTD	416
Total actual paid - October 2017	303
Net Slot Payment and Gold Seal Match (BG8 and CCEP)	\$ 83
	\$ -
Total cost (in thousands) (incl match)	\$ 90
Change month over month	
Total Net Increase(decrease) children	10
Monthly Activity	Amount
Beginning Census	293
NET Increase/(Decrease)	10
Total	303
Current Data	
Enrolled As of Nov 27, 2017	293
Projected Paid for November (96% of enrolled)	281

Eligibility Breakdown	Children Paid by Billing Group		Dollars Paid by Billing Group	
	Receiving Service	% of Total	Amount*	% of Total
Type				
V	303	100.00%	\$89.51	100.00%
Total	303	100%	\$89.51	100%
Minus 0 Overlap	303			
GOLD SEAL			\$6.08	6.79%
categories above)	-		\$ -	
SFW GOLD SEAL			\$ -	
Age Break Down	All Eligible Clients-Paid		Dollars Paid by Age Category	
Type	Receiving Service	% of Total	Amount-\$	% of Total
Infant	59	17.99%	\$21.70	24.19%
Toddler	49	14.94%	\$18.34	20.45%
Three Year Old	61	18.60%	\$19.86	22.13%
Pre-School	47	14.33%	\$11.59	12.92%
<i>Sub-Total</i>	<i>216</i>	<i>65.85%</i>	<i>\$71.48</i>	<i>79.69%</i>
School Age: 6 yrs	0	0.00%	\$0.00	0.00%
School Age: 7 yrs	0	0.00%	\$0.00	0.00%
School Age: 8 yrs	0	0.00%	\$0.00	0.00%
Unduplicated School Age: 5 - 8 yrs**	0	0.00%	\$0.00	0.00%
School Age: 9 yrs and above	0	0.00%	\$0.00	0.00%
School Age Total Includes -112 Overlap	0	0.00%	\$0.00	0.00%
School Age (Unduplicated)	112	34.15%	\$18.22	20.31%
Other	-	0.00%	\$0.00	0.00%
<i>Sub-Total</i>	<i>112</i>	<i>34.15%</i>	<i>\$18.22</i>	<i>20.31%</i>
Total	328	100%	\$89.71	100%
Minus 23 Overlap	305			

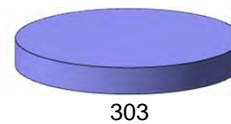
Children By Age Group



**There are 0 5-year-old within this count.



Children Paid by BG Group



Note: Legends with too small percentage are not shown on the pie chart.