



**FINANCE COMMITTEE MEETING**  
**September 30<sup>th</sup>, 2015 at 9:15 am**  
**Conference Call**  
**786-389-5135, 804#**

I.	Welcome & Introductions	Robert Eadie
II.	Approval of Minutes	Robert Eadie
	A. Motion to approve minutes for the month of August 2015	
III.	Financial Statements	Robert Eadie
IV.	Resolutions	Robert Eadie
V.	Information Items	Robert Eadie
	A. Slot Utilization	
VI.	Public Comments	Robert Eadie
VII.	Meeting Adjourn	Robert Eadie

Mission: To promote high-quality school readiness, voluntary pre-kindergarten and after school programs, thus increasing all children's chances of achieving future educational success and becoming productive members of society. The Coalition seeks to further the physical, social, emotional and intellectual needs of Miami-Dade and Monroe County children with a priority toward the ages before birth through age 5.



Finance Committee Meeting  
 August 26<sup>th</sup>, 2015; 9:15 AM  
 Early Learning Coalition Board Room

**Committee Attendees:** Robert Eadie (via conference call); Adrian Alfonso (via conference call); Theresa Axford (via conference call); Philip Gassman (via conference call); Alex Soto (via conference call)

**Staff Attendees:** Evelio Torres, CEO; Angelo Parrino; Aileen Martinez; Lisa Sanabria; Lisney Badillo; Mercy Castiglione; Jackye Russell

**I. Welcome and Introductions** **Robert Eadie**

- Robert Eadie called the meeting to order and welcomed everyone. Quorum was established.

**II. Approval of Minutes** **Robert Eadie**

- Motion to approve minutes by A. Alfonso.
  - Motion seconded by T. Axford.
  - Motion was unanimously passed.

**III. Financial Statements** **Robert Eadie**

- R. Eadie reviewed the financial statements and stated it was business as usual.

**IV. Resolutions** **Robert Eadie**

- Resolution 08262015-01 Authorize the President and CEO to negotiate and execute the lease for the permanent location of the Neighborhood Place Early Head Start, a division of the Early Learning Coalition of Miami-Dade/Monroe, Inc., in accordance with the background section of this resolution. Fiscal Impact: Not to exceed market rate.
  - Motion to approve resolution by A. Alfonso
  - Motion seconded by T. Axford
  - Motion was unanimously passed.



- Resolution 08262015-02 Authorize the President and CEO to negotiate and execute an amendment to Contract PSA15-109 with Bluejean Software, Inc. Fiscal Impact: The contract amount increases by \$41,700.00, for a total contract amount not to exceed \$241,700.00 for the fiscal year 2015-2016, which is subject to the availability of funding
  - Motion to approve resolution by T. Axford
  - Motion seconded by A. Alfonso
  - Motion was unanimously passed.
  
- Resolution 08262015-03 Authorize the President and CEO to release a Request for Proposal, select a vendor, negotiate and execute the contract for professional development for our Early Head Start infant/toddler teachers. Fiscal Impact: The contract is a not-to-exceed amount of \$302,140.00 for fiscal year 2015-2016, subject to approval for legal sufficiency and form.
  - Motion to approve resolution by A. Alfonso
  - Motion seconded by T. Axford.
  - Motion was unanimously passed.
  - C. Auslander declared COI
  
- Resolution 08262015-04 Authorize the President and CEO to release another Request for Proposal (RFP) for Sub recipient Financial Monitoring Services. Fiscal Impact: The contract is a not-to-exceed amount of \$170,000.00 for fiscal year 2015-2016, subject to approval for legal sufficiency and form.
  - Motion to approve resolution by A. Alfonso
  - Motion seconded by T. Axford
  - Motion was unanimously passed.
  
- Resolution 08262015-05 to approve the Coalition's First Amendment to the Annual Budget for the fiscal year 2015-2016. Fiscal Impact: Increasing the Approved Initial Annual Budget by \$1,143,865.00
  - Motion to approve resolution by T. Axford
  - Motion seconded by A. Alfonso.
  - Motion was unanimously passed.

#### V. Informational Items

**Robert Eadie**

- B. Eadie reviewed snapshots waitlist in Monroe County remains at "0". The Family Portal is now in use in Monroe County. The ELC is working to recruit more families, are adding additional investments such as the HIPPY program and onsite professional development
  
- E. Torres stated that the Dade County staff is working hard to diminish the wait list they have sent 3400 letters. These families are using the family portal, an upload utility, to scan their documents from home, at a provider's office or at the ELC service centers. ELC staff is available to assist families and this will eliminate the problem of lost or missing items. These letters are due 08/31/15 and will be processed in September. 900 children remain on the wait list.

#### VI. Adjourn

**Robert Eadie**

**Early Learning Coalition of Miami-Dade and Monroe Counties**

**Statement of Financial Position**

*(In thousands \$000)*

	<b>Unaudited As of 8/31/2015</b>
	<hr/>
<b>Assets</b>	
Cash & Cash Equivalents	4,887
Grants Receivable	25,050
VPK Prepayment	4,582
Property and Equipment, Net	190
Other Assets	324
	<hr/>
Total Assets	<b>\$ 35,034</b>
	<hr/> <hr/>
<b>Liabilities</b>	
Accounts Payable	1,598
Advances Due to OEL & Other	14,453
VPK Prepayment	4,582
Deferred Revenues	183
Accrued Expenses & Other Liabilities	13,142
Total Liabilities	33,958
	<hr/> <hr/>
<b>Net Assets</b>	
Unrestricted	457
Temporarily Restricted	618
Total Net Assets	1,075
	<hr/> <hr/>
Total Liabilities and Net Assets	<b>\$ 35,034</b>
	<hr/> <hr/>

**Early Learning Coalition of Miami-Dade and Monroe Counties**

**Statement of Activities**  
*(In thousands \$000)*

	YTD		
	<u>Unrestricted</u>	<u>Temporarily Restricted</u>	<u>8/31/2015</u>
<b>Support and revenues</b>			
Grants	\$ 0	\$ 20,337	\$ 20,337
Contributions and Other	0	0	0
Net Assets Released from Restrictions	<u>20,316</u>	<u>(20,316)</u>	<u>0</u>
 Total Support and Revenues	 20,316	 20	 20,337
<b>Expenses</b>			
Early Education Services	19,710		19,710
Administration	<u>608</u>		<u>608</u>
 Total Expenses	 <u>20,318</u>	 <u>0</u>	 <u>20,318</u>
 <b>Change in Net Assets</b>	 (2)	 20	 19
 <b>Beginning Net Assets</b>	 459	 597	 1,056
 <b>Ending Net Assets</b>	 <u>\$ 457</u>	 <u>\$ 618</u>	 <u>\$ 1,075</u>

**Early Learning Coalition of Miami-Dade and Monroe Counties**  
**Statement of Functional Expenses**  
*(In thousands \$000)*

	<u>Early Education Services</u>	<u>Administration</u>	<u>Preliminary YTD 8/31/2015</u>
<b>Expenses:</b>			
Payroll & Employee Benefits	1734	527	2261
Direct Child Care Services	17715	0	17715
Contracted Services-Subrecipients	0	0	0
Dues & Subscriptions	0	0	0
Occupancy Costs	89	-13	76
Telephone & Communications	30	1	31
Equipment Repair & Maintenance	1	0	1
Postage & Freight	20	1	21
Printing	13	0	14
Professional Fees	29	2	31
Travel & Transportation Expenses	19	10	29
Program Supplies	6	0	6
Meetings & Conferences	7	1	7
Insurance-General & Liability	1	0	1
Office	35	74	109
Other Administrative Costs	13	3	16
<b>Total Expenses</b>	<b>\$ 19,710</b>	<b>608</b>	<b>20,318</b>

**Early Learning Coalition of Miami-Dade and Monroe Counties**  
**Statement of Cash Flows**  
*(In thousands \$000)*

	<b>Preliminary YTD 8/31/2015</b>
<b>Cash Flows From Operating Activities</b>	
<b>Change In Net Assets</b>	19
<b>Adjustments to reconcile change in net cash provided by Operating activities:</b>	
Depreciation Expense	
 (Increase) Decrease in Assets:	
Grants Receivables	(11,996)
Other Assets	(146)
VPK Prepayment	(4,582)
 Increase (Decrease) in Liabilities:	
Accounts Payable-Vendors	(1,658)
Other Accrued Expenses & Other Payables	1,517
Advances Due to OEL	18,989
Advances Due to Other Grantors	0
Deferred Revenues	(9)
<b>Total Adjustments</b>	<b>2,115</b>
 <b>Net Cash Flows From Operating Activities</b>	 <b>2,134</b>
 <b>Cash Flows from Investing Activities:</b>	
Purchase of furniture and equipment	
 <b>Net Cash Flows From Investing Activities</b>	 <b>0</b>
 Change in Cash	 2,134
 Cash - Beginning of Period	 2,753
 <b>Cash Balance End of Period</b>	 <b>\$ 4,887</b>

**BUDGET VARIANCE  
AUGUST 2015  
In 000'S**

SCHOOL READINESS					
Category	Budget	Current Month Actual	Current Year Actual	% Budget Remaining	Target % Budget Remaining
<b>REVENUE</b>					
State of Florida	110,020	8,213	17,341	<b>84.24%</b>	<b>83.33%</b>
<b>EXPENDITURES</b>					
Salary and Fringe	10,383	956	1,783	82.83%	
Child Care Services	94,239	7,149	15,302	83.76%	
Contractual Services	3,027	3	5	99.82%	
Occupancy	1,241	53	117	90.57%	
Travel/Conf/Dev	87	12	21	76.29%	
Program Activity	651	-6	5	99.25%	
IT	211	19	65	69.19%	
Other	182	26	43	76.59%	
<b>TOTAL EXP</b>	<b>110,020</b>	<b>8,213</b>	<b>17,341</b>	<b>84.24%</b>	<b>83.33%</b>

VPK					
Category	Budget	Current Month Actual	Current Year Actual	% Budget Remaining	Target % Budget Remaining
<b>REVENUE</b>					
State of Florida	58,393	1,160	1,698	<b>97.09%</b>	<b>83.33%</b>
<b>EXPENDITURES</b>					
Salary and Fringe	1,107	31	138	87.54%	
Child Care Services	56,627	1,125	1,551	97.26%	
Contractual Services	122			99.95%	
Occupancy	185	2	3	98.57%	
Travel/Conf/Dev	15			98.48%	
Program Activity	75			100.00%	
IT	216	1	4	98.26%	
Other	46	1	2	96.44%	
<b>TOTAL EXP</b>	<b>58,393</b>	<b>1,160</b>	<b>1,697</b>	<b>97.09%</b>	<b>83.33%</b>

EARLY HEAD START					
Category	Budget	Current Month Actual	Current Year Actual	% Budget Remaining	Target % Budget Remaining
<b>REVENUE</b>					
Office of Head Start	10,785	358	608	<b>94.36%</b>	<b>83.33%</b>
<b>EXPENDITURES</b>					
Salary and Fringe	2,775	120	221	92.05%	
Child Care Services	5,850	214	356	93.92%	
Contractual Services	651	3	4	99.45%	
Occupancy	504	4	6	98.73%	
Travel/Conf/Dev	80	11	11	85.72%	
Program Activity	865			100.00%	
IT	18	3	7	60.04%	
Other	41	2	3	92.12%	
<b>TOTAL EXP</b>	<b>10,785</b>	<b>358</b>	<b>608</b>	<b>94.36%</b>	<b>83.33%</b>

OTHER					
Category	Budget	Current Month Actual	Current Year Actual	% Budget Remaining	Target % Budget Remaining
<b>REVENUE</b>					
The Children's Trust	4,930	119	249	94.95%	
Refugee	2,000	145	307	84.65%	
Teen Parent	405	3	4	99.12%	
Other	648	33	63	90.35%	
	<b>7,983</b>	<b>299</b>	<b>622</b>	<b>92.21%</b>	<b>83.33%</b>
<b>EXPENDITURES</b>					
Salary and Fringe	796	20	45	94.30%	
Child Care Services	3,347	240	506	84.89%	
Contractual Services	2,999	13	22	99.26%	
Occupancy	246	16	6	97.76%	
Travel/Conf/Dev	20	-4	4	81.17%	
Program Activity	525	13	13	97.49%	
IT	15		4	73.72%	
Other	36	2	3	90.81%	
<b>TOTAL EXP</b>	<b>7,983</b>	<b>300</b>	<b>603</b>	<b>92.44%</b>	<b>83.33%</b>
<b>NET</b>	<b>-</b>		<b>19</b>		

TOTAL	Budget	Current Month Actual	Current Year Actual	% Budget Remaining	Target % Budget Remaining
<b>REVENUE</b>					
State of Florida	168,414	9,373	19,039	88.70%	
Office of Head Start	10,785	358	608	94.36%	
The Children's Trust	4,930	119	249	94.95%	
Refugee	2,000	145	307	84.65%	
Teen Parent	405	3	4	99.12%	
Other	648	33	63	90.35%	
<b>TOTAL REVENUE</b>	<b>187,181</b>	<b>10,030</b>	<b>20,269</b>	<b>89.17%</b>	<b>83.33%</b>
<b>EXPENDITURES</b>					
Salary and Fringe	15,061	1,128	2,187	85.48%	
Child Care Services	160,063	8,728	17,715	88.93%	
Contractual Services	6,799	19	31	99.54%	
Occupancy	2,176	75	132	93.96%	
Travel/Conf/Dev	201	19	36	82.15%	
Program Activity	2,116	7	18	99.15%	
IT	460	23	80	82.65%	
Other	305	31	51	83.34%	
<b>TOTAL EXP</b>	<b>187,181</b>	<b>10,030</b>	<b>20,249</b>	<b>89.18%</b>	<b>83.33%</b>
<b>NET</b>	<b>-</b>		<b>19</b>		





**Early Learning Coalition Finance Committee Meeting**

**September 30, 2015**

**Resolution: 09302015-01**

**Action Requested: Authorize the President and CEO to receive and execute the grant agreement with Nemours Foundation.**

**Fiscal Impact: The grant is a not-to-exceed amount of \$375,000.00, subject to approval for legal sufficiency and form.**

**Funding Source: Nemours**

**Strategic Goal:**

- Neediest Children**
- Youngest Children**
- Educate All**

- Providers**
- Internal Capacity**
- Funding**

**RESOLUTION NO. 09302015-01**

**AUTHORIZE THE PRESIDENT AND CEO TO RECEIVE AND EXECUTE THE GRANT AGREEMENT WITH NEMOURS FOUNDATION. THE GRANT IS A NOT-TO-EXCEED AMOUNT OF \$375,000.00, SUBJECT TO APPROVAL FOR LEGAL SUFFICIENCY AND FORM.**

WHEREAS, the Finance Committee has been apprised of the goals of the program through the attached narrative, hereby incorporated by reference, and the Finance Committee is in agreement with the goals described therein; and

WHEREAS, the President and CEO and staff recommend approving this action,

NOW, THEREFORE BE IT RESOLVED BY THE BOARD OF THE EARLY LEARNING COALITION OF MIAMI-DADE/MONROE, MIAMI-DADE COUNTY, FLORIDA that this Board authorizes the President and CEO to receive and execute the grant agreement with Nemours Foundation. The grant amount is a not to exceed amount of \$375,000.00 and it is subject to approval for legal sufficiency and form.

The foregoing resolution and attachment was offered by \_\_\_\_\_, who moved its approval. The motion was seconded by \_\_\_\_\_, and upon being put to a vote, the vote was as follows: \_\_\_\_\_.

The vote was recorded as in the attached roll call sheet.

The Chairperson thereupon declared the resolution duly passed and adopted this 5<sup>th</sup> day of October 2015.

EARLY LEARNING COALITION OF MIAMI-DADE/MONROE  
MIAMI-DADE COUNTY, FLORIDA

BY \_\_\_\_\_  
BOARD SECRETARY

## **Background**

The grant from Nemours Foundation will be used to assist early childhood education providers to improve the quality of care they provide to young children with respect to nutrition, breastfeeding support, physical activity, and screen time using a learning collaborative method. Nemours is one of the nation's leading child health organizations offering pediatric clinical care, research, education, advocacy, and prevention programs in the communities it serves nationwide.

Under the Grant, the Coalition shall serve as primary point of contact between Nemours and other Florida stakeholders relating to the national early care and education learning collaborative. In coordination with Nemours, the Coalition will work with the Program Coordinator to implement up to three (3) collaboratives. Each cohort includes up to thirty (30) early education centers and up to three (3) center-staff in each of the centers.



**Early Learning Coalition Finance Committee Meeting**

**September 30, 2015**

**Resolution: 09302015-02**

**Action Requested:** Authorize the President and CEO to receive funds from the Office of Early Learning-Early Learning Performance Funding Pilot Project grant/contract.

**Fiscal Impact:** The contract in the amount of \$830,775.00, subject to approval for legal sufficiency and form.

**Funding Source:** The Office of Early Learning

**Strategic Goal:**

- |   |   |
|---|---|
| <input checked="" type="checkbox"/> Neediest Children | <input checked="" type="checkbox"/> Providers         |
| <input type="checkbox"/> Youngest Children            | <input checked="" type="checkbox"/> Internal Capacity |
| <input checked="" type="checkbox"/> Educate All       | <input checked="" type="checkbox"/> Funding           |

---

**Resolution: 09302015-02**

**AUTHORIZATION FOR THE PRESIDENT AND CEO TO RECEIVE FUNDS FROM THE OFFICE OF EARLY LEARNING FOR EARLY LEARNING PERFORMANCE FUNDING PILOT PROJECT GRANT/CONTRACT. THE CONTRACT IS A NOT-TO-EXCEED AMOUNT OF \$830,775.00, SUBJECT TO APPROVAL FOR LEGAL SUFFICIENCY AND FORM.**

WHEREAS, the Finance Committee has been apprised of the goals of the program through the attached narrative, hereby incorporated by reference, and the Finance Committee is in agreement with the goals described therein; and

WHEREAS, the President and CEO and staff recommend approving this action,

NOW, THEREFORE BE IT RESOLVED BY THE BOARD OF THE EARLY LEARNING COALITION OF MIAMI-DADE/MONROE, MIAMI-DADE COUNTY, FLORIDA that this Board authorizes the President and CEO to receive funds from the Office of Early Learning for the Early Learning Performance Funding Pilot Project. The contract amount is a not to exceed amount of \$830,775.00 and it is subject to approval for legal sufficiency and form.

The foregoing resolution and attachment was offered by \_\_\_\_\_, who moved its approval. The motion was seconded by \_\_\_\_\_, and upon being put to a vote, the vote was as follows: \_\_\_\_\_.

The vote was recorded as in the attached roll call sheet.

The Chairperson thereupon declared the resolution duly passed and adopted this 5<sup>th</sup>, day of October, 2015.

EARLY LEARNING COALITION OF MIAMI-DADE/MONROE  
MIAMI-DADE COUNTY, FLORIDA

BY \_\_\_\_\_  
BOARD SECRETARY

**Background**

The Early Learning Performance Funding Pilot Project is an early learning professional development initiative funded by the Florida Legislature to provide incentives to child care providers and instructors for improvement in School Readiness Program outcomes and provide data for an independent evaluation. Early learning training focused on teacher-child interactions will be offered to a pilot group of School Readiness providers within the ELC's service area.

# Early Learning Coalition of Miami-Dade/Monroe

School Readiness Slot Utilization Snapshot - Miami-Dade


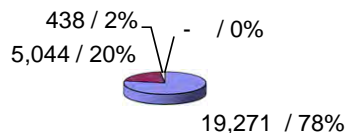
August 2015

(all dollar amounts in thousands '000)

Children Served	Amount
Total actual paid - YTD	22,981
Total actual paid - August 2015	<b>21,453</b>
Net Slot Payment and Gold Seal Match (BG8 and CCEP)	\$ 6,242
	\$ 205
Total cost (in thousands) (incl match)	<u>\$ 7,162</u>
<b>Change month over month</b>	
Total Net Increase(decrease) children	787
Net increase/(decrease) dollars	\$ (971)
<b>Monthly Activity</b>	<b>Amount</b>
Beginning Census	20,666
NET Increase/(Decrease)	787
<b>Total</b>	<b>21,453</b>
<b>Current Data</b>	
Enrolled As of September 21, 2015	22,529
Projected Paid for September (96% of enrolled)	21,628
<b>Ready Pool and Waitlist</b>	
Ready Pool as of September 21, 2015	-
Waitlist as of September 21, 2015	1,753
Waitlist as of July 6, 2015	3,417
Waitlist as of June 29, 2015	3,283
<b>VPK Enrolled As of September 21, 2015</b>	
Regular	14,452
Summer	5
<b>VPK Total Actual Paid - August 2015</b>	
SISP	7
Regular	13,041
Summer	226
<b>VPK Total Actual Paid - YTD</b>	
SISP	7
Regular	13,041
Summer	400

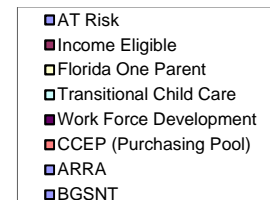
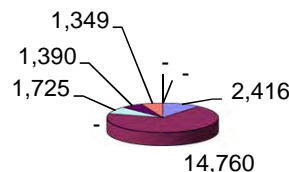
Eligibility Breakdown	Children Paid by BG Group				Dollars Paid by BG Group			
	Receiving Service	% of Total	Diff Prior Month	% Change Prior Month	Amount*	% of Total	Diff Prior Month	% Change Prior Month
Type								
AT Risk	2,416	11.16%	35	1.47%	\$869.42	12.50%	(\$126.62)	-12.71%
Income Eligible	14,760	68.21%	815	5.84%	\$4,861.04	69.86%	(\$615.33)	-11.24%
Florida One Parent	-	0.00%	-	-	\$ -	0.00%	\$ -	-
Transitional Child Care	1,725	7.97%	(39)	-2.21%	\$565.83	8.13%	(\$119.69)	-17.46%
Work Force Development	1,390	6.42%	(51)	-3.54%	\$456.97	6.57%	(\$84.74)	-15.64%
CCEP (Purchasing Pool)	1,349	6.23%	(20)	-1.46%	\$204.51	2.94%	(\$25.02)	-10.90%
ARRA	-	0.00%	-	-	\$ -	0.00%	\$0.00	-
BGSNT	-	0.00%	-	-	\$ -	0.00%	\$0.00	-
<b>Total</b>	<b>21,640</b>	<b>100%</b>	<b>740</b>	<b>3.54%</b>	<b>\$6,957.76</b>	<b>100%</b>	<b>(\$971.39)</b>	<b>-12.25%</b>
Minus 187 Duplicates	<b>21,453</b>							
GOLD SEAL					\$715.62	10.29%	(\$98.78)	-12.13%
categories above)	-		-		\$ -		\$0.00	-
SFW GOLD SEAL					\$ -		\$0.00	-
Age Break Down	All Eligible Clients-Paid				Dollars Paid by Age Category			
Type	Receiving Service	% of Total	Diff Prior Month	% Change Prior Month	Amount-\$	% of Total	Diff Prior Month	% Change Prior Month
Infant	4,410	17.89%	160	3.76%	\$1,592.96	22.89%	(\$103.48)	-6.10%
Toddler	3,916	15.88%	90	2.35%	\$1,312.86	18.87%	(\$123.91)	-8.62%
Three Year Old	4,340	17.60%	134	3.19%	\$1,348.23	19.37%	(\$125.64)	-8.52%
Pre-School	6,605	26.79%	89	1.37%	\$1,805.10	25.94%	(\$524.70)	-22.52%
<i>Sub-Total</i>	<i>19,271</i>	<i>78.16%</i>	<i>473</i>	<i>2.52%</i>	<i>\$6,059.16</i>	<i>87.07%</i>	<i>(\$877.73)</i>	<i>-12.65%</i>
School Age: 6 yrs	2,032	8.20%	181	9.78%	\$482.81	6.94%	(\$125.04)	-20.57%
School Age: 7 yrs	345	1.39%	24	7.48%	\$77.15	1.11%	(\$22.31)	-22.43%
School Age: 8 yrs	278	1.12%	27	10.76%	\$61.98	0.89%	(\$15.45)	-19.96%
Unduplicated School Age: 6 - 8 yrs**	5,044	20.38%	2,318	85.03%	\$806.88	11.60%	(\$82.88)	-9.31%
School Age: 9 yrs and above	438	1.77%	14	3.30%	\$92.74	1.33%	(\$29.96)	-24.42%
<b>School Age Total Includes 97 duplicates</b>	<b>5,482</b>	<b>22.15%</b>	<b>2,332</b>	<b>74.03%</b>	<b>\$899.62</b>	<b>12.93%</b>	<b>(\$112.84)</b>	<b>-11.15%</b>
School Age (Unduplicated)	5,385	21.84%	2,245	71.50%	\$899.62	12.93%	(\$112.84)	-11.15%
Other	-	0.00%	0	-	\$0.00	0.00%	\$0.00	-
<i>Sub-Total</i>	<i>5,385</i>	<i>21.84%</i>	<i>2,245</i>	<i>71.50%</i>	<i>\$899.62</i>	<i>12.93%</i>	<i>(\$112.84)</i>	<i>-11.15%</i>
<b>Total</b>	<b>24,656</b>	<b>100%</b>	<b>2,718</b>	<b>12.39%</b>	<b>\$6,958.78</b>	<b>100%</b>	<b>(\$990.57)</b>	<b>-12.46%</b>
Minus 3197 Duplicates	<b>21,459</b>							

Children By Age Group



\*\*There are 2415 5-year-old within this count.

Children Paid by BG Group



Note: Legends with too small percentage are not shown on the pie chart.

## Early Learning Coalition of Miami-Dade/Monroe

School Readiness Slot Utilization Snapshot - Monroe

August 2015

(all dollar amounts in thousands '000)

Children Served	Amount
Total actual paid - August 2015	593
Net Slot Payment and Gold Seal	\$ 181
Match (BG8 and CCEP)	\$ 4
Total cost (in thousands) (incl match)	\$ 195
<b>Change month over month</b>	
Total Net Increase(decrease) children	15
Net increase/(decrease) dollars	\$ (31)
<b>Monthly Activity</b>	
<b>Amount</b>	
Beginning Census	578
Net Increase/(Decrease)	15
<b>Total</b>	<b>593</b>

<b>Current Data</b>	
Enrolled as of September 28, 2015	607
Projected Paid for September (96% of enrolled)	583
<b>Waitlist</b>	
Waitlist as of September 28, 2015	0
Waitlist as of July 27, 2015	0
Waitlist as of July 1, 2015	0
VPK Enrolled as of September 28, 2015	430
VPK Total Actual Paid - August 2015	389

Eligibility Breakdown	Children Paid by BG Group				Dollars Paid by BG Group			
	Receiving % of Service	% of Total	Diff Prior Month	% Change Prior Month	Amount	% of Total	Diff Prior Month	% Change Prior Month
Type								
AT Risk	144	24.16%	1	0.70%	\$51.44	26.85%	(\$8.84)	-14.66%
Income Eligible	408	68.46%	8	2.00%	\$129.42	67.55%	(\$22.54)	-14.83%
Florida One Parent	-	0.00%	0	-	\$-	0.00%	\$-	-
Transitional Child Care	9	1.51%	1	12.50%	\$2.88	1.50%	(\$0.79)	-21.42%
Work Force Development	11	1.85%	1	10.00%	\$4.08	2.13%	\$1.86	83.72%
CCEP (Purchasing Pool)	24	4.03%	-3	-11.11%	\$3.78	1.97%	(\$0.48)	-11.30%
ARRA	-	0.00%	-	-	\$0.00	0.00%	\$0.00	-
<b>Total</b>	<b>596</b>	<b>100%</b>	<b>8</b>	<b>1.36%</b>	<b>\$191.60</b>	<b>100%</b>	<b>(\$30.79)</b>	<b>-13.85%</b>
Minus 3 Duplicates	<b>593</b>							
GOLD SEAL	-	-	-	-	\$10.28	5.37%	(\$1.23)	-10.65%

Age Break Down	All Eligible Clients-Paid				Dollars Paid by Age Category			
	Receiving % of Service	% of Total	Diff Prior Month	% Change Prior Month	Amount-\$	% of Total	Diff Prior Month	% Change Prior Month
Type								
Infant	121	18.33%	(12)	-9.02%	\$48.34	25.23%	(\$7.66)	-13.67%
Toddler	101	15.30%	(1)	-0.98%	\$37.63	19.64%	(\$4.67)	-11.04%
Three Year Old	97	14.70%	2	2.11%	\$33.03	17.24%	(\$1.42)	-4.12%
Pre-School	127	19.24%	(5)	-3.79%	\$33.17	17.31%	(\$12.65)	-27.60%
<i>Sub-Total</i>	<i>446</i>	<i>67.58%</i>	<i>(16)</i>	<i>-3.46%</i>	<i>\$152.17</i>	<i>79.42%</i>	<i>(\$26.39)</i>	<i>-14.78%</i>
School Age: 6	57	8.64%	10	21.28%	\$12.33	6.43%	(\$2.03)	-14.16%
School Age: 7	50	7.58%	11	28.21%	\$10.32	5.38%	(\$0.90)	-8.06%
School Age: 8	42	6.36%	4	10.53%	\$9.14	4.77%	(\$2.10)	-18.68%
School Age: 6 - 8**	191	28.94%	61	46.92%	\$34.55	18.03%	(\$4.50)	-11.52%
School Age: 9 - 10	14	2.12%	1	7.69%	\$3.59	1.87%	\$0.27	8.01%
School Age: 11 - 12	8	1.21%	2	33.33%	\$1.23	0.64%	(\$0.23)	-15.89%
School Age: Other Age	1	0.15%	1	-	\$0.06	0.03%	\$0.06	-
School Age Total	214	32.42%	66	44.59%	\$39.43	20.58%	(\$4.40)	-10.04%
Other	-	0.00%	-	-	\$-	0.00%	\$-	-
<i>Sub-Total</i>	<i>214</i>	<i>32.42%</i>	<i>66</i>	<i>44.59%</i>	<i>\$39.43</i>	<i>20.58%</i>	<i>(\$4.40)</i>	<i>-10.04%</i>
<b>Total</b>	<b>660</b>	<b>100%</b>	<b>50</b>	<b>8.20%</b>	<b>\$191.60</b>	<b>100%</b>	<b>(\$30.79)</b>	<b>-13.85%</b>
Minus 67 Duplicates	<b>593</b>							

\*\*There are 50 5-year-old within this count.

