



FINANCE COMMITTEE MEETING
July 26, 2017, 10:00 am
ELC Board Room

- | | | |
|------|--|--------------|
| I. | Welcome & Introductions | Robert Eadie |
| II. | Approval of Minutes | Robert Eadie |
| | A. Motion to approve minutes for the month of May 2017 | |
| III. | Financial Statements | Robert Eadie |
| | A. School Readiness/VPK | |
| | B. Early Head Start | |
| IV. | Resolutions | Robert Eadie |
| | A. 07262017-01 | |
| | B. 07262017-02 | |
| | C. 07262017-03 | |
| | D. 07262017-04 | |
| V. | Information Items | Robert Eadie |
| | A. Slot Utilization | |
| | • Miami Dade County | |
| | • Monroe County | |
| | • Early Head Start | |
| | • Title V | |
| | B. Early Head Start Credit Card Report | |
| VI. | Public Comments | Robert Eadie |
| VII. | Meeting Adjourn | Robert Eadie |

Mission: To promote high-quality school readiness, voluntary pre-kindergarten and after school programs, thus increasing all children's chances of achieving future educational success and becoming productive members of society. The Coalition seeks to further the physical, social, emotional and intellectual needs of Miami-Dade and Monroe County children with a priority toward the ages before birth through age 5.



Finance Committee Meeting
May 31, 2017; 10:00 AM
ELC Board Room

Committee Attendees: Adrian Alfonso; Gilda Ferradaz (via conference call); Theresa Axford (via conference call); Philip Gassman (via conference call)

Absent Committee: Robert Eadie, Alex Soto

Staff Attendees: Angelo Parrino; Lisa Sanabria; Jackye Russell; Belkis Torres; Alex Sanchez; mercy Castiglione; Sandra Gonzalez

I. Welcome and Introductions **Adrian Alfonso**

- A. Alfonso called the meeting to order and welcomed everyone. Quorum was established.

II. Approval of Minutes **Adrian Alfonso**

- Motion to approve minutes by T. Axford.
- Motion seconded by G. Ferradaz.
- Motion was unanimously passed.

III. Financial Statements **Adrian Alfonso**

- M. Castiglione stated that the financials are in line with were we should be this time of year. M. Castiglione stated that they are projecting to end the fiscal year at budget. The budget variance is showing a surplus but this bridge will be gapped by next month.

IV. Resolutions **Adrian Alfonso**

- Resolution 05312017-01 authorize the President and CEO to apply to, negotiate, execute and receive funds from the grantors listed in the background of this resolution for fiscal year 2017-2018 in the approximate amount of \$2,973,489.00. Fiscal Impact: A total approximate amount of \$2,973,489.00 for fiscal year 2017-2018, which is subject to availability of funding. Funding Source: The School Board of Miami Dade County, FL, Department of Children and Families, Bainum Family Foundation, the Nemours Foundation, University of Florida Board of Trustees.
 - Motion to approve resolution by T. Axford.
 - Motion seconded by P. Gassman.
 - Motion was unanimously passed.



- Resolution 05312017-02 authorize the President and CEO to negotiate, execute and receive funds from University of South Florida Board of Trustees and Office of Early Learning, for Home Instruction for the Parents of Preschool Youngsters in Collier County (HIPPPY). Fiscal Impact: The grant is approximately \$80,000.00 for fiscal year 2017-2018, subject to availability of funding. Funding Source: University of South Florida Board of Trustees.
 - Motion to approve resolution by P. Gassman.
 - Motion seconded by T. Axford.
 - Motion was unanimously passed.

- Resolution 05312017-03 authorize the President and CEO to negotiate, execute and receive funds from the University of South Florida Board of Trustees for Home Instruction for the Parents of Preschool Youngsters in Monroe County (HIPPPY). Fiscal Impact: The grant is approximately \$70,000.00 for fiscal year 2017-2018, subject to availability of funding. Funding Source: University of South Florida Board of Trustees.
 - Motion to approve resolution by T. Axford.
 - Motion seconded by G. Ferradaz.
 - Motion was unanimously passed.

- Resolution 05312017-04 approval of the Evaluation Committee’s recommendation of the selected vendors for ITN #ELCMDM2017-06 (Food Catering Services). Also, authorize the President and CEO to negotiate and execute a contract with the selected vendor. Fiscal Impact: An approximate amount of \$50,104.00 for fiscal year 2017-2018, which is subject to the availability of funding. Funding Source: The U.S Department of Health and Human Services, Administration for Children and Families, The Nemours Foundation, The Children’s Trust and the Health Foundation.
 - Motion to approve resolution by T. Axford.
 - Motion seconded by G. Ferradaz.
 - Motion was unanimously passed.

- Resolution 05312017-05 Authorize the President and CEO to release a Request for Proposal for Early Head Start children’s vision and hearing testing and medical/dental trainings for Early Head Start parents, childcare providers, and staff. Fiscal Impact: An approximate amount of \$75,000.00 for fiscal year 2017-2018, which is subject to the availability of funding. Funding Source: U.S. Department of Health and Human Services, Administration for Children and Families.
 - Motion to approve resolution by T. Axford.
 - Motion seconded by P. Gassman.
 - Motion was unanimously passed.



- Resolution 05312017-06 Authorize the President and CEO to request a Non-Federal Share Waiver from the U.S. Department of Health and Human Services for the Early Head Start Grant in the approximate amount of \$3,426,274.00. Fiscal Impact: An approximate amount of \$3,426,274.00 for fiscal year 2016-2017, which is subject to the availability of funding. Funding Source: U.S. Department of Health and Human Services, Administration for Children and Families.
 - Motion to approve resolution by T. Axford.
 - Motion seconded by G. Ferradaz.
 - Motion was unanimously passed.

- Resolution 05312017-07 Authorize the President and CEO to request a Budget Revision for the Early Head Start Grant. Fiscal Impact: No Impact. Request is move line items. This request is contingent upon approval of the Carry Over Balance from 2015-2016 program year. Funding Source: U.S. Department of Health and Human Services, Administration for Children and Families.
 - Motion to approve resolution by G. Ferradaz.
 - Motion seconded by T. Axford.
 - Motion was unanimously passed.

- Resolution 05312017-08 Authorize the President and CEO to negotiate, execute and receive funds for the Initial Budget for fiscal year 2017-2018. Fiscal Impact: A total approximate amount of \$193,867,182.00 for fiscal year 2017-2018, which is subject to availability of funding. Funding Source: All Funding Sources
 - Motion to approve resolution by T. Axford.
 - Motion seconded by P. Gassman.
 - Motion was unanimously passed.

- Resolution 05312017-09 Authorize the President and CEO to apply for one percent (1%) Cost of Living Adjustment (COLA) funds from the U.S. Department of Health and Human Services for the Early Head Start Grant. Fiscal Impact: An approximate amount of \$94,622.74 for fiscal year 2017-2018, which is subject to the availability of funding. Funding Source: U.S Department of Health and Human Services, Administration for Children and Families.
 - Motion to approve resolution by T. Axford.
 - Motion seconded by P. Gassman.
 - Motion was unanimously passed.

- Resolution 05312017-10 Approval of the Evaluation Committee's recommendation to award contract for RFP#ELCMDM2017-07 (Parenting Education) to the selected vendor. Also, authorize the President and CEO to negotiate and execute a contract with the selected vendor. Fiscal Impact: An approximate amount of \$200,000.00 for fiscal year 2017-2018, which is subject to the availability of funding. Funding Source: U.S Department of Health and Human Services, Administration for Children and Families (Miami-Dade), The Children's Trust (Miami-Dade), Florida Office of Early Learning (Miami-Dade and Monroe).



- Motion to approve resolution by T. Axford.
- Motion seconded by P. Gassman.
- Motion was unanimously passed.

V. Informational Items

Adrian Alfonso

- S. Gonzalez stated that the wait list for Miami Dade and Monroe counties remain at 0.
- A. Alfonso stated that the EHS credit card expenditures is included in the packet for the committee to review.

VI. Adjourn

Adrian Alfonso

Early Learning Coalition of Miami-Dade and Monroe Counties

Statement of Financial Position

(In thousands \$000)

	Unaudited As of 5/31/2017
Assets	
Cash & Cash Equivalents	11,874
Grants Receivable	25,670
Property and Equipment, Net	297
Other Assets	155
	<hr/>
Total Assets	\$ 37,996
	<hr/> <hr/>
Liabilities	
Accounts Payable	20,374
Deferred Revenues	-
Advances Due to OEL & Other	15,940
Accrued Expenses & Other Liabilities	208
Total Liabilities	36,522
	<hr/> <hr/>
Net Assets	
Unrestricted	1,077
Temporarily Restricted	397
Total Net Assets	1,474
	<hr/> <hr/>
Total Liabilities and Net Assets	\$ 37,996
	<hr/> <hr/>

Early Learning Coalition of Miami-Dade and Monroe Counties

Statement of Activities
(In thousands \$000)

	<u>Unrestricted</u>	<u>Temporarily Restricted</u>	<u>YTD 5/31/2017</u>
Support and revenues			
Grants	\$ 0	\$ 169,515	\$ 169,515
Contributions and Other	0	0	0
Net Assets Released from Restrictions	<u>169,515</u>	<u>(169,515)</u>	<u>0</u>
 Total Support and Revenues	 169,515	 0	 169,515
 Expenses			
Early Education Services	163,822		163,822
Administration	<u>5,579</u>		<u>5,579</u>
 Total Expenses	 <u>169,401</u>	 <u>0</u>	 <u>169,401</u>
 Change in Net Assets	 114	 0	 113
 Beginning Net Assets	 963	 397	 1,360
 Ending Net Assets	 <u>\$ 1,077</u>	 <u>\$ 397</u>	 <u>\$ 1,473</u>

Early Learning Coalition of Miami-Dade and Monroe Counties
Statement of Functional Expenses
(In thousands \$000)

	<u>Administration</u>	<u>Early Education Services</u>	<u>Preliminary YTD 5/31/2017</u>
Expenses:			
Payroll & Employee Benefits	2,461	12,045	14,506
Direct Child Care Services	-	140,975	140,975
Contracted Services-Subrecipients	11	3,894	3,905
Dues & Subscriptions	17	29	46
Occupancy Costs	140	1,317	1,457
Telephone & Communications	64	282	346
Equipment Repair & Maintenance	5	57	62
Postage & Freight	19	33	52
Printing	10	100	110
Professional Fees	733	523	1,252
Travel & Transportation Expenses	119	134	253
Program Supplies	667	3,579	4,246
Meetings & Conferences	15	48	63
Insurance-General & Liability	(16)	115	99
Office	1,254	217	1,471
Other Administrative Costs	80	478	558
Total Expenses	\$ <u>5,579</u>	<u>163,826</u>	<u>169,401</u>

Early Learning Coalition of Miami-Dade and Monroe Counties
Statement of Cash Flows
(In thousands \$000)

	Preliminary YTD 5/31/2017
Cash Flows From Operating Activities	
Change In Net Assets	114
Adjustments to reconcile change in net cash provided by	
Depreciation Expense	0
(Increase) Decrease in Assets:	
Grants Receivables	(10,643)
Other Assets	175
VPK Prepayment	0
Increase (Decrease) in Liabilities:	
Accounts Payable-Vendors	18,596
Other Accrued Expenses & Other Payables	(13,357)
Advances Due to OEL	15,555
Advances Due to Other Grantors	115
Deferred Revenues	(47)
Total Adjustments	0
Net Cash Flows From Operating Activities	10,508
Cash Flows from Investing Activities:	
Purchase of furniture and equipment	
Net Cash Flows From Investing Activities	
Change in Cash	10,508
Cash - Beginning of Period	1,367
Cash Balance End of Period	\$ 11,874



BUDGET VARIANCE

May
2017

In 000'S

School Readiness					
Category	Budget	Current Month Actual	Current Year Actual	% Budget Remaining	Target % Budget Remaining
REVENUE					
State of Florida	115,208	14,379	100,147	13.07%	8.33%
EXPENDITURES					
Salary and Fringe	10,383	935	10,255	1.23%	
Child Care Services	94,017	8,973	81,465	13.35%	
Contractual Services	3,374	278	1,983	41.24%	
Occupancy	1,541	214	1,475	4.27%	
Travel/Conf/Dev	275	28	207	24.67%	
Program Activity	4,326	2,819	3,621	16.28%	
IT	1,011	736	915	9.42%	
Other	282	39	225	20.13%	
TOTAL EXP	115,208	14,022	100,147	13.07%	8.33%

VPK					
Category	Budget	Current Month Actual	Current Year Actual	% Budget Remaining	Target % Budget Remaining
REVENUE					
State of Florida	58,763	6,015	52,149	11.26%	8.33%
EXPENDITURES					
Salary and Fringe	1,602	52	1,082	32.44%	
Child Care Services	56,503	6,048	50,794	10.10%	
Contractual Services	122	2	57	53.13%	
Occupancy	185	16	118	36.55%	
Travel/Conf/Dev	20	1	16	19.70%	
Program Activity	70	0	0	100.00%	
IT	216	56	66	69.41%	
Other	46	3	16	64.66%	
TOTAL EXP	58,763	6,178	52,149	11.26%	8.33%

EARLY HEAD START					
Category	Budget	Current Month Actual	Current Year Actual	% Budget Remaining	Target % Budget Remaining
REVENUE					
Office of Head Start	9,695	698	9,905	-2.17%	8.33%
EXPENDITURES					
Salary and Fringe	2,429	195	2,172	10.56%	
Child Care Services	5,780	360	5,805	-0.44%	
Contractual Services	645	26	300	53.55%	
Occupancy	163	217	486	-198.03%	
Travel/Conf/Dev	35	8	100	-185.37%	
Program Activity	303	-93	304	-0.40%	
IT	15	226	271	-1726.48%	
Other	325	72	466	-43.50%	
TOTAL EXP	9,695	1,009	9,905	-2.17%	8.33%

OTHER					
Category	Budget	Current Month Actual	Current Year Actual	% Budget Remaining	Target % Budget Remaining
REVENUE					
The Children's Trust	5,330	1,082	4,789	10.15%	
Other	1,827	27	870	52.38%	
Refugee	2,000	128	1,438	28.09%	
Teen Parent	1,045	24	218	79.16%	
	10,202	1,260	7,315	28.30%	8.33%
EXPENDITURES					
Salary and Fringe	929	85	868	6.53%	
Child Care Services	3,227	404	2,911	9.80%	
Contractual Services	4,968	387	2,837	42.89%	
Occupancy	231	-22	3	98.88%	
Travel/Conf/Dev	147	19	143	3.05%	
Program Activity	574	147	338	41.05%	
IT	55	21	38	30.98%	
Other	72	27	64	11.42%	
TOTAL EXP	10,202	1,068	7,201	29.42%	8.33%
NET		192	114		

TOTAL	Budget	Current Month Actual	Current Year Actual	% Budget Remaining	Target % Budget Remaining
REVENUE					
State of Florida	173,972	20,394	152,295	12.46%	
Office of Head Start	9,695	698	9,905	-2.17%	
The Children's Trust	5,330	1,082	4,789	10.15%	
Other	1,827	27	870	52.38%	
Refugee	2,000	128	1,438	28.09%	
Teen Parent	1,045	24	218	79.15%	
TOTAL REVENUE	193,868	22,352	169,515	12.56%	8.33%
EXPENDITURES					
Salary and Fringe	15,342	1,268	14,377	6.29%	
Child Care Services	159,526	15,784	140,975	11.63%	
Contractual Services	9,110	693	5,177	43.18%	
Occupancy	2,119	425	2,081	1.82%	
Travel/Conf/Dev	477	56	465	2.37%	
Program Activity	5,272	2,873	4,264	19.13%	
IT	1,296	1,039	1,291	0.43%	
Other	725	140	771	-6.44%	
TOTAL EXP	193,868	22,278	169,401	12.62%	8.33%
NET	-	74	114		



Early Learning Coalition Finance Committee Meeting

July 26, 2017

Resolution: 07262017-01

Action Requested: Authorize the President and CEO to release a Request for Proposal for Human Resource Services Management System and Payroll Services.

Fiscal Impact: The contract is for an approximate amount of \$120,000.00, which is subject to the availability of funding.

Funding Source: All Funding Sources

Strategic Goal:

- Neediest Children
- Youngest Children
- Educate All

- Providers
- Internal Capacity
- Funding

RESOLUTION: 07262017-01

AUTHORIZE THE PRESIDENT AND CEO TO RELEASE A REQUEST FOR PROPOSAL FOR HUMAN RESOURCE SERVICES MANAGEMENT SYSTEM AND PAYROLL SERVICES.

WHEREAS, the Finance Committee has been apprised of the program goals through the attached narrative, hereby incorporated by reference, and the Finance Committee is in agreement with the goals described therein;

WHEREAS, the Finance Committee recommends approving this action;

NOW, THEREFORE, be it resolved that the Finance Committee shall present this action to the Board of the Early Learning Coalition of Miami-Dade/Monroe, Inc. (the "Board"), and shall recommend that the Board approve this action at the next meeting of the Board.

Background:

Throughout the 2016-2017 fiscal year, two Requests for Proposals were released for Human Resource Services Management System and Payroll Services. RFP #ELCMDM2016-09 was released on September 27, 2016. One proposal was received on October 14, 2016. After review by Legal Counsel, the proposal was deemed non-responsive. On October 28, 2016, RFP #ELCMDM2016-11 was released as a second attempt to receive responsive proposals. One proposal was received on December 7, 2016. After review and consideration from legal counsel, the one proposal was deemed non-responsive. As a result, it was recommended that the Early Learning Coalition request authorization to cancel RFP #ELCMDM2016-11 Human Resource Services Management System and Payroll Services.

As a third attempt, the Early Learning Coalition is requesting to release another Request for Proposal for the 2017-2018 fiscal year.



Early Learning Coalition Finance Committee Meeting

July 26, 2017

Resolution: 07262017-02

Action Requested: Authorize the President and CEO to release a Request for Proposal for Janitorial Services.

Fiscal Impact: The contract is for an approximate amount of \$90,000.00, which is subject to the availability of funding.

Funding Source: All Funding Sources

Strategic Goal:

- Neediest Children
- Youngest Children
- Educate All

- Providers
- Internal Capacity
- Funding

RESOLUTION: 07262017-02

Authorize the President and CEO to release a Request for Proposal for Janitorial Services.

WHEREAS, the Finance Committee has been apprised of the program goals through the attached narrative, hereby incorporated by reference, and the Finance Committee is in agreement with the goals described therein;

WHEREAS, the Finance Committee recommends approving this action;

NOW, THEREFORE, be it resolved that the Finance Committee shall present this action to the Board of the Early Learning Coalition of Miami-Dade/Monroe, Inc. (the "Board"), and shall recommend that the Board approve this action at the next meeting of the Board.

Background:

The Early Learning Coalition has grown in the scope of services provided to the community. The Early Learning Coalition has service centers in the North, Central and South Miami-Dade area. The service centers provide services to the Public including School Readiness eligibility services, technical assistance for parents and providers, as well as other related services. Due to the growth, the expenditures on Janitorial Services has increased causing a need to release a request for Proposal.

The Early Learning Coalition currently has 14 locations in Miami-Dade and the locations below require external Janitorial Services, as some locations have Janitorial Services included in Lease Agreement.

Centers	Address
Headquarter	2555 Ponce de Leon Blvd, Suite 500, Coral Gables FL 33134
Central Service Center	3250 SW 3rd Ave First Floor, Miami FL 33129
Central 2nd Floor QC/Assessment	3250 SW 3 rd Ave, Suite 200, Miami FL 33129
South Call Center	18901 SW 106th Ave, Suite A234-235, Cutler Bay FL 33157
South Service Center Location	18951 SW 106th Ave Suite B206 to 210 (208 main entrance) Cutler Bay FL 33157
South Location	18901 SW 106 Ave Unit #231 Miami FL 33157
South Location II	18901 SW 106 Ave Unit #A-210 Miami FL 33157
South Location III	18901 SW 106 Ave Unit #A-246 Miami FL 33157
South Rede-Permanent Location	18901 SW 106 Ave Unit #A-246 Miami FL 33157
North Office	1515 NW 167th Street, Suite 320, Miami Gardens FL 33169
EHS Permanent Location	Edison Plaza 6269 NW 7th Avenue Miami, FL 33150
Warehouse	1819 NW 79 Ave, Doral FL 33126
Key Largo	103400 Overseas Highways, Suite 232, Key Largo FL 33037
Marathon	5800 Overseas Hwy, Marathon, FL 33050
Key West	1111 12th street, suite 206, Key West FL 33040
Satellite Locations Citrus Hialeah	551 West 51th place 2nd floor, Hialeah FL 33012
MDCPS- Neighborhood Resource Center	7900 NW 27th Ave Suite # F9, Miami FL 33147
Sant La, Haitian Neighborhood Center, Inc.	5000 Biscayne Blvd Suite #110 Miami FL 33137
Sant La, South Hub	900 NE 23 Avenue, Homestead FL 33033
HIPPY Program ELC of South Florida (NAPLES)	3050 North Horseshoe Drive, Unit 231, Naples, FL 34104
HIPPY Key-West	1111 12th street, suite 206, Key West FL 33040



Early Learning Coalition Finance Committee Meeting

July 26, 2017

Resolution: 07262017-03

Action Requested: Authorize the President and CEO to release an ITN for IT Equipment.

Fiscal Impact: The contract is for an approximate amount of \$1,300,000.00, which is subject to the availability of funding.

Funding Source: All Funding Sources

Strategic Goal:

<input type="checkbox"/> Neediest Children	<input checked="" type="checkbox"/> Providers
<input type="checkbox"/> Youngest Children	<input checked="" type="checkbox"/> Internal Capacity
<input checked="" type="checkbox"/> Educate All	<input type="checkbox"/> Funding

RESOLUTION: 07262017-03

Authorize the President and CEO to release an ITN for IT Equipment.

WHEREAS, the Finance Committee has been apprised of the program goals through the attached narrative, hereby incorporated by reference, and the Finance Committee is in agreement with the goals described therein;

WHEREAS, the Finance Committee recommends approving this action;

NOW, THEREFORE, be it resolved that the Finance Committee shall present this action to the Board of the Early Learning Coalition of Miami-Dade/Monroe, Inc. (the "Board"), and shall recommend that the Board approve this action at the next meeting of the Board.

Background:

Early Learning Coalition intends to release an ITN or to secure a State of Florida approved third party vendor to provide IT Equipment and Services for the Early Learning Coalition locations in Miami Dade and Monroe County.

Florida Office of Early Learning Guidance:

“Vendors on active state term contracts

- Have essentially been pre-screened by the State’s Department of Management Services (DMS).
- However, this does not replace or act as a substitute for procurement rules in place for federal/state grant programs (like SR and VPK). It simply gives your staff a chance to (a) shorten the list of initial vendors you contact and (b) use the pre-set terms/conditions applied by the state contract as ELC contract terms.
- The ELC must also still comply with other procurement documentation requirements, such as cost estimates and obtaining/documenting the right number/type of price quotes.”

Department of Management Services Guidance:

“The only way Early Learning Coalition of Miami Dade/Monroe can reference the State Term Contract when purchasing from awarded vendors is by adhering to all the terms of that contract...”



Early Learning Coalition Finance Committee Meeting

July 26, 2017

Resolution: 07262017-04

Action Requested: Authorize the President and CEO to release an ITN for Office Supplies.

Fiscal Impact: The contract is for an approximate amount of \$70,000.00, which is subject to the availability of funding.

Funding Source: All Funding Sources

Strategic Goal:

<input type="checkbox"/> Neediest Children	<input type="checkbox"/> Providers
<input type="checkbox"/> Youngest Children	<input checked="" type="checkbox"/> Internal Capacity
<input type="checkbox"/> Educate All	<input type="checkbox"/> Funding

RESOLUTION: 07262017-04

Authorize the President and CEO to release an ITN for Office Supplies.

WHEREAS, the Finance Committee has been apprised of the program goals through the attached narrative, hereby incorporated by reference, and the Finance Committee is in agreement with the goals described therein;

WHEREAS, the Finance Committee recommends approving this action;

NOW, THEREFORE, be it resolved that the Finance Committee shall present this action to the Board of the Early Learning Coalition of Miami-Dade/Monroe, Inc. (the "Board"), and shall recommend that the Board approve this action at the next meeting of the Board.

Background:

Early Learning Coalition intends to release an ITN or to secure a State of Florida approved third party vendor to provide Office Supplies for the Early Learning Coalition locations in Miami Dade and Monroe County.

Florida Office of Early Learning Guidance:

“Vendors on active state term contracts

- Have essentially been pre-screened by the State’s Department of Management Services (DMS).
- However, this does not replace or act as a substitute for procurement rules in place for federal/state grant programs (like SR and VPK). It simply gives your staff a chance to (a) shorten the list of initial vendors you contact and (b) use the pre-set terms/conditions applied by the state contract as ELC contract terms.
- The ELC must also still comply with other procurement documentation requirements, such as cost estimates and obtaining/documenting the right number/type of price quotes.”

Department of Management Services Guidance:

“The only way Early Learning Coalition of Miami Dade/Monroe can reference the State Term Contract when purchasing from awarded vendors is by adhering to all the terms of that contract...”

Early Learning Coalition of Miami-Dade/Monroe

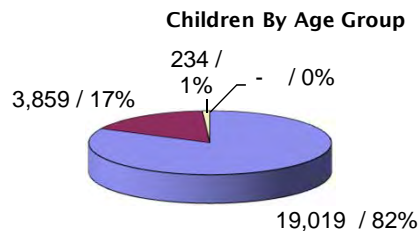
School Readiness Slot Utilization Snapshot - Miami-Dade

May 2017

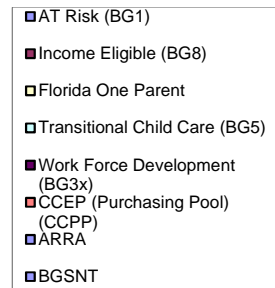
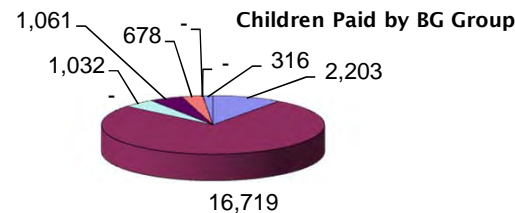

(all dollar amounts in thousands '000)

Children Served	Amount
Total actual paid - YTD	29,937
Total actual paid - May 2017	21,821
Net Slot Payment and Gold Seal Match (BG8 and CCEP)	\$ 7,949
	\$ 125
Total cost (in thousands) (incl match)	<u>\$ 8,801</u>
Change month over month	
Total Net Increase(decrease) children	380
Monthly Activity	Amount
Beginning Census	21,441
NET Increase/(Decrease)	<u>380</u>
Total	21,821
Current Data	
Enrolled As of Jun 26, 2017	23,190
Projected Paid for June (96% of enrolled)	22,262
Waitlist	
Ages 0-5	874
Ages 6-9	103
Ages 10-13	27
VPK Enrolled As of Jun 26, 2017	
Regular	14,488
Summer	163
SISP	24
VPK Total Actual Paid - May 2017	
SISP	6
Regular	20,184
Summer	-
VPK Total Actual Paid - YTD	
SISP	50
Regular	22,975
Summer	388

Eligibility Breakdown	Children Paid by Billing Group		Dollars Paid by Billing Group	
	Receiving Service	% of Total	Amount*	% of Total
Type				
AT Risk (BG1)	2,203	10.01%	\$974.00	11.23%
Income Eligible (BG8)	16,719	75.96%	\$6,635.85	76.49%
Florida One Parent	-	0.00%	\$ -	0.00%
Transitional Child Care (BG5)	1,032	4.69%	\$417.20	4.81%
Work Force Development (BG3x)	1,061	4.82%	\$395.55	4.56%
CCEP (Purchasing Pool) (CCPP)	678	3.08%	\$125.22	1.44%
ARRA	-	0.00%	\$ -	0.00%
BGSNT	-	0.00%	\$ -	0.00%
BGCSD&BGCSO	316	1.44%	\$128.18	1.48%
Total	22,009	100%	\$8,675.99	100%
Minus 188 Overlap	21,821			
GOLD SEAL			\$726.51	8.37%
categories above)	-	-	\$ -	-
SFW GOLD SEAL			\$ -	-
Age Break Down	All Eligible Clients-Paid		Dollars Paid by Age Category	
Type	Receiving Service	% of Total	Amount-\$	% of Total
Infant	4,094	18.76%	\$1,877.86	21.67%
Toddler	3,924	17.98%	\$1,694.13	19.55%
Three Year Old	4,355	19.96%	\$1,778.00	20.52%
Pre-School	6,646	30.46%	\$2,375.46	27.42%
<i>Sub-Total</i>	<i>19,019</i>	<i>87.16%</i>	<i>\$7,725.45</i>	<i>89.16%</i>
School Age: 6 yrs	1,769	9.92%	\$411.49	4.75%
School Age: 7 yrs	981	5.50%	\$227.89	2.63%
School Age: 8 yrs	399	2.24%	\$87.85	1.01%
Unduplicated School Age: 5 - 8 yrs**	3,859	21.68%	\$894.07	10.32%
School Age: 9 yrs and above	234	1.31%	\$45.19	0.52%
School Age (Duplicated)	35	0.20%	\$0.00	0.00%
School Age (Unduplicated)	4,058	18.60%	\$939.26	10.84%
Other	-	0.00%	\$0.00	0.00%
<i>Sub-Total</i>	<i>4,058</i>	<i>18.60%</i>	<i>\$939.26</i>	<i>10.84%</i>
Total	21,821	106%	\$8,664.71	100%



**There are 737 5-year-old within this count.



Early Learning Coalition of Miami-Dade/Monroe

School Readiness Slot Utilization Snapshot - Monroe

May 2017

(all dollar amounts in thousands '000)

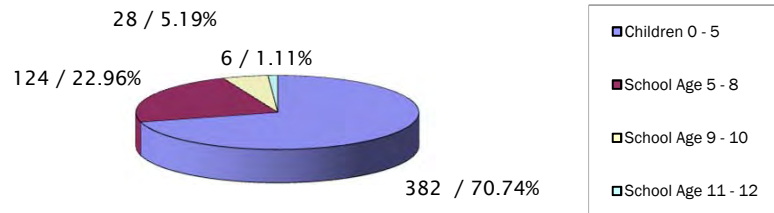
Children Served	Amount
Total actual paid - May 2017	522
Net Slot Payment and Gold Seal	\$ 193
Match (BG8 and CCEP)	\$ 0
Total cost (in thousands) (incl match)	\$ 198
Change month over month	
Total Net Increase(decrease) children	2
Monthly Activity	
Beginning Census	520
Net Increase/(Decrease)	2
Total	522

Current Data	
Enrolled as of Jun 26, 2017	538
Projected Paid for June (96% of enrolled)	516
Waitlist	
Ages 0-5	0
Ages 6-9	0
Ages 10-13	0
VPK Enrolled as of Jun 26, 2017	3
VPK Total Actual Paid - May 2017	405

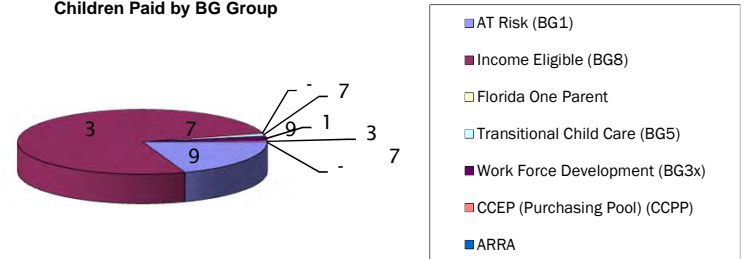
Eligibility Breakdown	Children Paid by Billing Group		Dollars Paid by Billing Group		
	Receiving % of Service	Total	Amount	% of Total	
Type					
AT Risk (BG1)	97	18.41%	\$42.07	21.24%	
Income Eligible (BG8)	379	71.92%	\$136.42	68.86%	
Florida One Parent	-	0.00%	\$ -	0.00%	
Transitional Child Care (BG5)	7	1.33%	\$2.29	1.16%	
Work Force Development (BG3x)	11	2.09%	\$4.39	2.22%	
CCEP (Purchasing Pool) (CCPP)	3	0.57%	\$0.35	0.18%	
ARRA	-	0.00%	\$0.00	0.00%	
Total	527	100%	\$198.11	100%	
Minus 5 Overlap	522				
GOLD SEAL	-	-	\$5.46	2.75%	
BGCSD+BGCSO	30	5.69%	13	6.35%	
Age Break Down		All Eligible Clients-Paid		Dollars Paid by Age Category	
Type	Receiving % of Service	Total	Amount-\$	% of Total	
Infant	72	13.33%	\$35.72	18.03%	
Toddler	84	15.56%	\$41.30	20.85%	
Three Year Old	87	16.11%	\$37.36	18.86%	
Pre-School	139	25.74%	\$51.97	26.23%	
<i>Sub-Total</i>	<i>382</i>	<i>70.74%</i>	<i>\$166.36</i>	<i>83.97%</i>	
School Age: 6	49	9.07%	\$9.43	4.76%	
School Age: 7	36	6.67%	\$7.10	3.58%	
School Age: 8	35	6.48%	\$7.48	3.78%	
School Age: 5 - 8**	124	22.96%	\$24.52	12.38%	
School Age: 9 - 10	28	5.19%	\$5.80	2.93%	
School Age: 11 - 12	6	1.11%	\$1.43	0.72%	
School Age: Other Age	0	0.00%	\$0.00	0.00%	
School Age Total	158	29.26%	\$31.75	16.03%	
Other	-	0.00%	\$ -	0.00%	
<i>Sub-Total</i>	<i>158</i>	<i>29.26%</i>	<i>\$31.75</i>	<i>16.03%</i>	
Total	540	100%	\$198.11	100%	
Minus 18 Overlap	522				

**There are 10 5-year-old within this count.

Children By Age Group



Children Paid by BG Group



Early Learning Coalition of Miami-Dade/Monroe

EHS Slot Utilization Snapshot - Miami-Dade

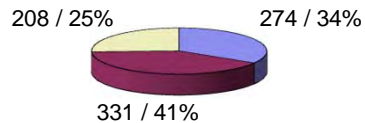
May 2017

(all dollar amounts in thousands '000)

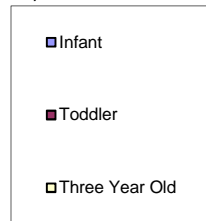
Children Served	Amount
Total actual paid - YTD	1,087
Total actual paid - May 2017	755
Net Slot Payment and Gold Seal	\$ 572
Match (BG8 and CCEP)	\$ -
Total cost (in thousands) (incl match)	\$ 572
Change month over month	
Total Net Increase(decrease) children	(16)
Monthly Activity	
Amount	
Beginning Census	771
NET Increase/(Decrease)	(16)
Total	755
Current Data	
Enrolled As of Jun 26, 2017	742
Projected Paid for June (96% of enrolled)	712
Waitlist	

Eligibility Breakdown	Children Paid by Billing Group		Dollars Paid by Billing Group	
	Receiving Service	% of Total	Amount*	% of Total
EHS	755	100.00%	\$571.70	100.00%
Total	755	100%	\$571.70	100%
Minus 0 Overlap	755			
GOLD SEAL			\$0.00	0.00%
categories above)	-		\$ -	
SFW GOLD SEAL			\$ -	-
Age Break Down	All Eligible Clients-Paid		Dollars Paid by Age Category	
Type	Receiving Service	% of Total	Amount-\$	% of Total
Infant	274	33.70%	\$182.47	31.92%
Toddler	331	40.71%	\$244.75	42.81%
Three Year Old	208	25.58%	\$144.47	25.27%
Pre-School	0	0.00%	\$0.00	0.00%
<i>Sub-Total</i>	813	100.00%	\$571.70	100.00%
School Age: 6 yrs	0	0.00%	\$0.00	0.00%
School Age: 7 yrs	0	0.00%	\$0.00	0.00%
School Age: 8 yrs	0	0.00%	\$0.00	0.00%
Unduplicated School Age: 5 - 8 yrs**	0	0.00%	\$0.00	0.00%
School Age: 9 yrs and above	0	0.00%	\$0.00	0.00%
School Age Total Includes 0 Overlap	0	0.00%	\$0.00	0.00%
School Age (Unduplicated)	0	0.00%	\$0.00	0.00%
Other	-	0.00%	\$0.00	0.00%
<i>Sub-Total</i>	-	0.00%	\$0.00	0.00%
Total	813	100%	\$571.70	100%
Minus 58 Overlap	755			

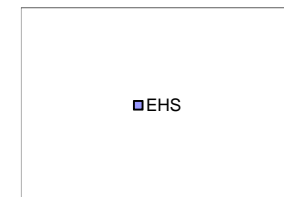
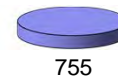
Children By Age Group



**There are 0 5-year-old within this count.



Children Paid by BG Group



Note: Legends with too small percentage are not shown on the pie chart.

Early Learning Coalition of Miami-Dade/Monroe

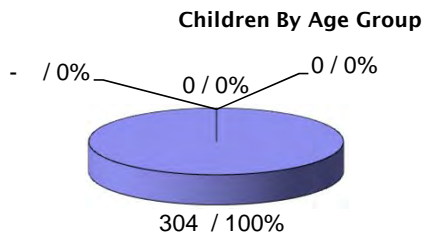
DCF Title V Slot Utilization Snapshot - Miami-Dade

May 2017

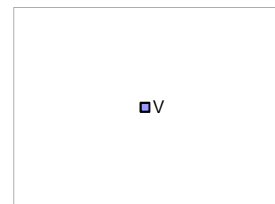
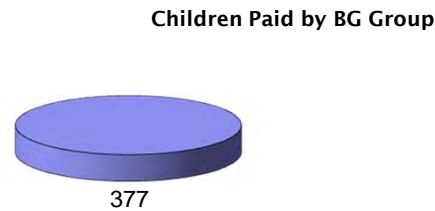

(all dollar amounts in thousands '000)

Children Served	Amount
Total actual paid - YTD	782
Total actual paid - May 2017	377
Net Slot Payment and Gold Seal Match (BG8 and CCEP)	\$ 111
	\$ -
Total cost (in thousands) (incl match)	\$ 121
Change month over month	
Total Net Increase(decrease) children	1
Monthly Activity	Amount
Beginning Census	376
NET Increase/(Decrease)	1
Total	377
Current Data	
Enrolled As of Jun 26, 2017	357
Projected Paid for June (96% of enrolled)	343

Eligibility Breakdown	Children Paid by Billing Group		Dollars Paid by Billing Group	
	Receiving Service	% of Total	Amount*	% of Total
V	377	100.00%	\$121.14	100.00%
Total	377	100%	\$121.14	100%
Minus 0 Overlap	377			
GOLD SEAL			\$10.07	8.31%
categories above)	-		\$ -	
SFW GOLD SEAL			\$ -	-
Age Break Down	All Eligible Clients-Paid		Dollars Paid by Age Category	
Type	Receiving Service	% of Total	Amount-\$	% of Total
Infant	67	16.83%	\$27.06	22.33%
Toddler	68	17.09%	\$23.85	19.69%
Three Year Old	65	16.33%	\$22.37	18.47%
Pre-School	104	26.13%	\$31.91	26.34%
<i>Sub-Total</i>	<i>304</i>	<i>76.38%</i>	<i>\$105.19</i>	<i>86.83%</i>
School Age: 6 yrs	0	0.00%	\$0.00	0.00%
School Age: 7 yrs	0	0.00%	\$0.00	0.00%
School Age: 8 yrs	0	0.00%	\$0.00	0.00%
Unduplicated School Age: 5 - 8 yrs**	0	0.00%	\$0.00	0.00%
School Age: 9 yrs and above	0	0.00%	\$0.00	0.00%
School Age Total Includes -94 Overlap	0	0.00%	\$0.00	0.00%
School Age (Unduplicated)	94	23.62%	\$15.95	13.17%
Other	-	0.00%	\$0.00	0.00%
<i>Sub-Total</i>	<i>94</i>	<i>23.62%</i>	<i>\$15.95</i>	<i>13.17%</i>
Total	398	100%	\$121.14	100%
Minus 21 Overlap	377			



**There are 0 5-year-old within this count.



Note: Legends with too small percentage are not shown on the pie chart.

Early Learning Coalition of Miami-Dade/Monroe

School Readiness Slot Utilization Snapshot - Miami-Dade

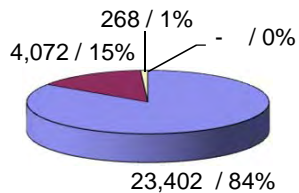
June 2017

(all dollar amounts in thousands '000)

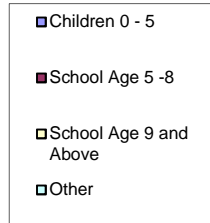
Children Served	Amount
Total actual paid - YTD	30,979
Total actual paid - June 2017	23,457
Net Slot Payment and Gold Seal Match (BG8 and CCEP)	\$ 8,777
	\$ 130
Total cost (in thousands) (incl match)	\$ 9,563
Change month over month	
Total Net Increase(decrease) children	1,636
Monthly Activity	Amount
Beginning Census	21,821
NET Increase/(Decrease)	1,636
Total	23,457
Current Data	
Enrolled As of Jul 24, 2017	23,513
Projected Paid for July (96% of enrolled)	22,572
Waitlist	
Ages 0-5	818
Ages 6-9	106
Ages 10-13	27
VPK Enrolled As of Jul 24, 2017	
Regular	35
Summer	275
SISP	20
VPK Total Actual Paid - June 2017	
SISP	18
Regular	18,513
Summer	250
VPK Total Actual Paid - YTD	
SISP	63
Regular	23,024
Summer	638

Eligibility Breakdown	Children Paid by Billing Group		Dollars Paid by Billing Group	
	Receiving Service	% of Total	Amount*	% of Total
Type				
AT Risk (BG1)	2,743	11.31%	\$1,043.62	11.06%
Income Eligible (BG8)	18,007	74.22%	\$7,287.62	77.26%
Florida One Parent	-	0.00%	\$ -	0.00%
Transitional Child Care (BG5)	1,151	4.74%	\$438.52	4.65%
Work Force Development (BG3x)	1,356	5.59%	\$418.10	4.43%
CCEP (Purchasing Pool) (CCPP)	695	2.86%	\$133.29	1.41%
ARRA	-	0.00%	\$ -	0.00%
BGSNT	-	0.00%	\$ -	0.00%
BGCSD&BGCSO	309	1.27%	\$111.96	1.19%
Total	24,261	100%	\$9,433.11	100%
Minus 804 Overlap	23,457			
GOLD SEAL			\$655.66	6.95%
categories above)	-	-	\$ -	-
SFW GOLD SEAL			\$ -	-
Age Break Down	All Eligible Clients-Paid		Dollars Paid by Age Category	
Type	Receiving Service	% of Total	Amount-\$	% of Total
Infant	5,388	22.97%	\$2,289.12	22.71%
Toddler	4,955	21.12%	\$2,033.21	20.17%
Three Year Old	5,253	22.39%	\$1,918.11	19.03%
Pre-School	7,806	33.28%	\$2,719.97	26.99%
<i>Sub-Total</i>	<i>23,402</i>	<i>99.77%</i>	<i>\$8,960.40</i>	<i>88.91%</i>
School Age: 6 yrs	1,942	10.02%	\$511.24	5.07%
School Age: 7 yrs	1,118	5.77%	\$277.70	2.76%
School Age: 8 yrs	462	2.38%	\$112.27	1.11%
Unduplicated School Age: 5 - 8 yrs**	4,072	21.10%	\$1,056.77	10.49%
School Age: 9 yrs and above	268	1.39%	\$60.99	0.61%
School Age (Duplicated)	89	0.46%	\$0.00	0.00%
School Age (Unduplicated)	4,251	18.12%	\$1,117.76	11.09%
Other	-	0.00%	\$0.00	0.00%
<i>Sub-Total</i>	<i>4,251</i>	<i>18.12%</i>	<i>\$1,117.76</i>	<i>11.09%</i>
Total	23,457	118%	\$10,078.16	100%

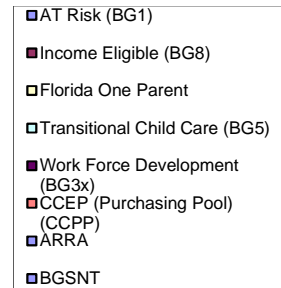
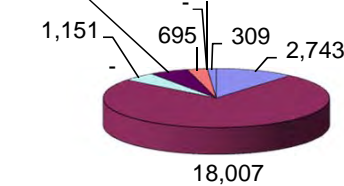
Children By Age Group



**There are 629 5-year-old within this count.



Children Paid by BG Group



Early Learning Coalition of Miami-Dade/Monroe

School Readiness Slot Utilization Snapshot - Monroe

June 2017

(all dollar amounts in thousands '000)

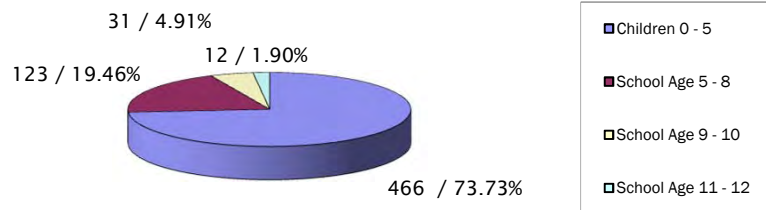
Children Served	Amount
Total actual paid - June 2017	556
Net Slot Payment and Gold Seal	\$ 198
Match (BG8 and CCEP)	\$ 0
Total cost (in thousands) (incl match)	\$ 203
Change month over month	
Total Net Increase(decrease) children	34
Monthly Activity	Amount
Beginning Census	522
Net Increase/(Decrease)	34
Total	556

Current Data	
Enrolled as of Jul 21, 2017	514
Projected Paid for July (96% of enrolled)	493
Waitlist	
Ages 0-5	0
Ages 6-9	0
Ages 10-13	0
VPK Enrolled as of Jul 21, 2017	12
VPK Total Actual Paid - June 2017	466

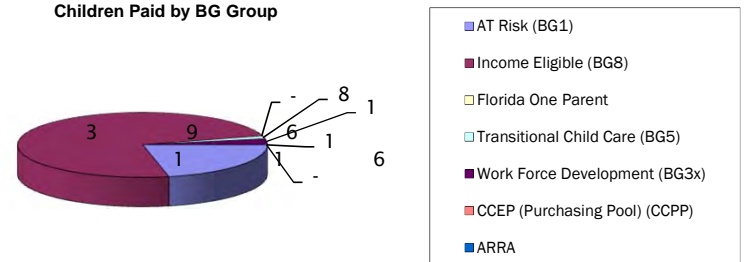
Eligibility Breakdown	Children Paid by Billing Group		Dollars Paid by Billing Group	
	Type	Receiving % of Service	Amount	% of Total
AT Risk (BG1)	116	20.53%	\$42.34	20.92%
Income Eligible (BG8)	396	70.09%	\$141.33	69.82%
Florida One Parent	-	0.00%	\$ -	0.00%
Transitional Child Care (BG5)	8	1.42%	\$2.38	1.17%
Work Force Development (BG3x)	15	2.65%	\$5.27	2.60%
CCEP (Purchasing Pool) (CCPP)	1	0.18%	\$0.17	0.08%
ARRA	-	0.00%	\$0.00	0.00%
Total	565	100%	\$202.41	100%
Minus 9 Overlap	556			
GOLD SEAL	-	-	\$3.93	1.94%
BGCSD+BGCSO	29	5.13%	11	5.40%
Age Break Down	All Eligible Clients-Paid		Dollars Paid by Age Category	
Type	Receiving % of Service	% of Total	Amount-\$	% of Total
Infant	90	14.29%	\$35.96	17.76%
Toddler	109	17.30%	\$40.87	20.19%
Three Year Old	108	17.14%	\$36.15	17.86%
Pre-School	159	25.24%	\$54.09	26.72%
<i>Sub-Total</i>	<i>466</i>	<i>73.97%</i>	<i>\$167.07</i>	<i>82.54%</i>
School Age: 6	51	8.10%	\$10.50	5.19%
School Age: 7	36	5.71%	\$7.10	3.51%
School Age: 8	35	5.56%	\$7.48	3.70%
School Age: 5 - 8**	123	19.52%	\$26.57	13.13%
School Age: 9 - 10	31	4.92%	\$6.42	3.17%
School Age: 11 - 12	12	1.90%	\$2.35	1.16%
School Age: Other Age	0	0.00%	\$0.00	0.00%
<i>School Age Total</i>	<i>164</i>	<i>26.03%</i>	<i>\$35.34</i>	<i>17.46%</i>
Other	-	0.00%	\$ -	0.00%
<i>Sub-Total</i>	<i>164</i>	<i>26.03%</i>	<i>\$35.34</i>	<i>17.46%</i>
Total	630	100%	\$202.41	100%
Minus 74 Overlap	556			

**There are 12 5-year-old within this count.

Children By Age Group



Children Paid by BG Group



Early Learning Coalition of Miami-Dade/Monroe

EHS Slot Utilization Snapshot - Miami-Dade

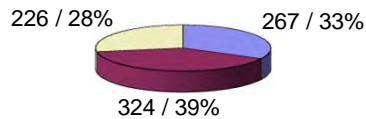
June 2017

(all dollar amounts in thousands '000)

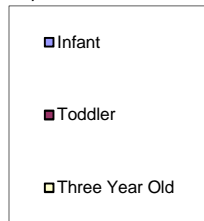
Children Served	Amount
Total actual paid - YTD	1,112
Total actual paid - June 2017	766
Net Slot Payment and Gold Seal Match (BG8 and CCEP)	\$ 574
	\$ -
Total cost (in thousands) (incl match)	\$ 574
Change month over month	
Total Net Increase(decrease) children	11
Monthly Activity	Amount
Beginning Census	755
NET Increase/(Decrease)	11
Total	766
Current Data	
Enrolled As of Jul 21, 2017	746
Projected Paid for July (96% of enrolled)	716
Waitlist	

Eligibility Breakdown	Children Paid by Billing Group		Dollars Paid by Billing Group	
	Receiving Service	% of Total	Amount*	% of Total
EHS	766	100.00%	\$574.39	100.00%
Total	766	100%	\$574.39	100%
Minus 0 Overlap	766			
GOLD SEAL			\$0.00	0.00%
categories above)	-		\$ -	
SFW GOLD SEAL			\$ -	-
Age Break Down	All Eligible Clients-Paid		Dollars Paid by Age Category	
Type	Receiving Service	% of Total	Amount-\$	% of Total
Infant	267	32.68%	\$176.84	30.79%
Toddler	324	39.66%	\$233.94	40.73%
Three Year Old	226	27.66%	\$163.60	28.48%
Pre-School	0	0.00%	\$0.00	0.00%
<i>Sub-Total</i>	<i>817</i>	<i>100.00%</i>	<i>\$574.39</i>	<i>100.00%</i>
School Age: 6 yrs	0	0.00%	\$0.00	0.00%
School Age: 7 yrs	0	0.00%	\$0.00	0.00%
School Age: 8 yrs	0	0.00%	\$0.00	0.00%
Unduplicated School Age: 5 - 8 yrs**	0	0.00%	\$0.00	0.00%
School Age: 9 yrs and above	0	0.00%	\$0.00	0.00%
School Age Total Includes 0 Overlap	0	0.00%	\$0.00	0.00%
School Age (Unduplicated)	0	0.00%	\$0.00	0.00%
Other	-	0.00%	\$0.00	0.00%
<i>Sub-Total</i>	<i>-</i>	<i>0.00%</i>	<i>\$0.00</i>	<i>0.00%</i>
Total	817	100%	\$574.39	100%
Minus 51 Overlap	766			

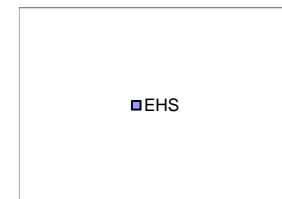
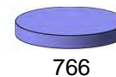
Children By Age Group



**There are 0 5-year-old within this count.



Children Paid by BG Group



Note: Legends with too small percentage are not shown on the pie chart.

Early Learning Coalition of Miami-Dade/Monroe

DCF Title V Slot Utilization Snapshot - Miami-Dade

June 2017

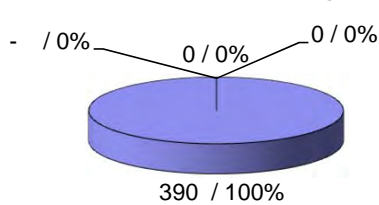
(all dollar amounts in thousands '000)

Children Served	Amount
Total actual paid - YTD	824
Total actual paid - June 2017	441
Net Slot Payment and Gold Seal Match (BG8 and CCEP)	\$ 119
	\$ -
Total cost (in thousands) (incl match)	\$ 127
Change month over month	
Total Net Increase(decrease) children	64
Monthly Activity	
	Amount
Beginning Census	377
NET Increase/(Decrease)	64
Total	441
Current Data	
Enrolled As of Jul 21, 2017	375
Projected Paid for July (96% of enrolled)	360

Eligibility Breakdown	Children Paid by Billing Group		Dollars Paid by Billing Group	
	Receiving Service	% of Total	Amount*	% of Total
Type				
V	441	100.00%	\$127.45	100.00%
Total	441	100%	\$127.45	100%
Minus 0 Overlap	441			
GOLD SEAL			\$8.30	6.51%
categories above)	-		\$ -	
SFW GOLD SEAL			\$ -	-
Age Break Down	All Eligible Clients-Paid		Dollars Paid by Age Category	
Type	Receiving Service	% of Total	Amount-\$	% of Total
Infant	95	19.19%	\$28.15	22.08%
Toddler	82	16.57%	\$21.31	16.72%
Three Year Old	85	17.17%	\$23.95	18.79%
Pre-School	128	25.86%	\$34.94	27.42%
<i>Sub-Total</i>	390	78.79%	\$108.34	85.01%
School Age: 6 yrs	0	0.00%	\$0.00	0.00%
School Age: 7 yrs	0	0.00%	\$0.00	0.00%
School Age: 8 yrs	0	0.00%	\$0.00	0.00%
Unduplicated School Age: 5 - 8 yrs**	0	0.00%	\$0.00	0.00%
School Age: 9 yrs and above	0	0.00%	\$0.00	0.00%
School Age Total Includes -105 Overlap	0	0.00%	\$0.00	0.00%
School Age (Unduplicated)	105	21.21%	\$19.11	14.99%
Other	-	0.00%	\$0.00	0.00%
<i>Sub-Total</i>	105	21.21%	\$19.11	14.99%
Total	495	100%	\$127.45	100%
Minus 54 Overlap	441			


**There are 0 5-year-old within this count.

Children By Age Group



- Children 0 - 5
- School Age 5 - 8
- School Age 9 and Above
- Other

Children Paid by BG Group



Note: Legends with too small percentage are not shown on the pie chart.

MAY 2017 BTA AMEX -

Trans. Date	AMEX Description	Amount	ELC Description	GL	Dist Code PAYROLL CODE
4/30/2017	AMERICAN AIRLINES - TICKET# 0012126431736	\$ 380.40	AA airfare for J. Perdomo to attend Practice Based Coaching 05-08 to 05-11	65500	520EH0
5/2/2017	AMERICAN AIRLINES - TICKET# 0012126852433	\$ 642.40	AA airfare for H. Raymond to attend PITC Trainers Institute -Part2 06-11 to 06-17	65500	520EH0
5/1/2017	AMERICAN AIRLINES - TICKET# 0012126654337	\$ 291.40	AA airfare for J. Saint Louis to attend Practice Based Coaching training 05-09 to 05-11	65500	520EH0
5/2/2017	AMERICAN AIRLINES - TICKET# 0012126851925	\$ 642.40	AA airfare for J. Saint Louis to attend part II of Practice Based Coaching training 06-11 to 06-17	65500	520EH0
5/2/2017	AMERICAN AIRLINES - TICKET# 0012126851560	\$ 719.40	AA airfare for Y. Soler to complete PITC training 06-11 to 06-17	65500	520EH0
5/4/2017	BUDGET RENT A CAR	\$ 110.19	Budget car rental for L. Jones to attend Infant CLASS train the trainer 05-01 to 05-04	65500	520EH0
5/5/2017	HAMPTON INN TAMPA TAMPA FL	\$ 357.00	Hampton lodging for L. Jones to attend Infant CLASS train the trainer 05-01 to 05-04	65500	520EH0
5/11/2017	SHERATON ATLANTA SHE ATLANTA GA	\$ 337.32	Sheraton lodging for J. Perdomo to attend Practice Based Coaching 05-08 to 05-11	65500	520EH0
5/11/2017	SHERATON ATLANTA SHE ATLANTA GA	\$ 337.32	Sheraton lodging for J. Saint Luois to attend Practice Based Coaching 05-08 to 05-11	65500	520EH0
5/15/2017	SHERATON ATLANTA SHE ATLANTA GA	\$ 505.98	Sheraton lodging for L. Jones to attend Practice Based Coaching 05-08 to 05-11	65500	520EH0
5/11/2017	SHERATON ATLANTA SHE ATLANTA GA	\$ 168.66	Sheraton lodging for J. Perdomo to attend Practice Based Coaching 05-08 to 05-11	65500	520EH0
5/9/2017	BUDGET RENT ACAR TOL 800-482-0159 NY	\$ 31.50	Budget toll charge for L. Jones to attend EHS New Performance Standards Training 01-25 to 01-27	65500	520EH0

\$ 4,523.97

Quaterly Breakdown - Airfare, Hotel, Car Rental	
Total Airfare May	\$ 2,676.00
Total Hotel May	\$ 1,706.28
Total Car Rental & Tolls May	\$ 141.69

Total EHS monthly charges \$ 4,523.97

***** NO BTA charges booked to EHS for the month of June 2017 *****