

QUALITY COUNTS

Another successful year!

Striving for 5 Star Early Learning



Quality Counts

- ❑ Child Care Quality Improvement Initiative
- ❑ Quality Rating Improvement System – QRIS *and*
- ❑ Early Childhood Professional Development
- ❑ National Issues:
 - Early Years are critically important
 - ECE largely private, minimally regulated, paid by parent fees
- ❑ National solution: QRIS balancing higher standards with incentives



Quality Counts Partners

Designed and funded by

- The Children's Trust
- Early Learning Coalition of Miami-Dade/Monroe
- Early Childhood Initiative Foundation

Implementation

- Florida International University
- Family Central, Inc.
- University of Miami Mailman Center
- The Children's Forum
- Devereux Florida
- National Institute for Innovative Leadership
- United Way Center for Excellence in Early Education
- FPG Child Development Institute University North Carolina
- Miami Dade College

Additional Funding Leveraged

- Miami-Dade CAA Head Start/Early Head Start
- Miami-Dade County Public Schools-Ready Schools
- Redlands Christian Migrant Association (RCMA)

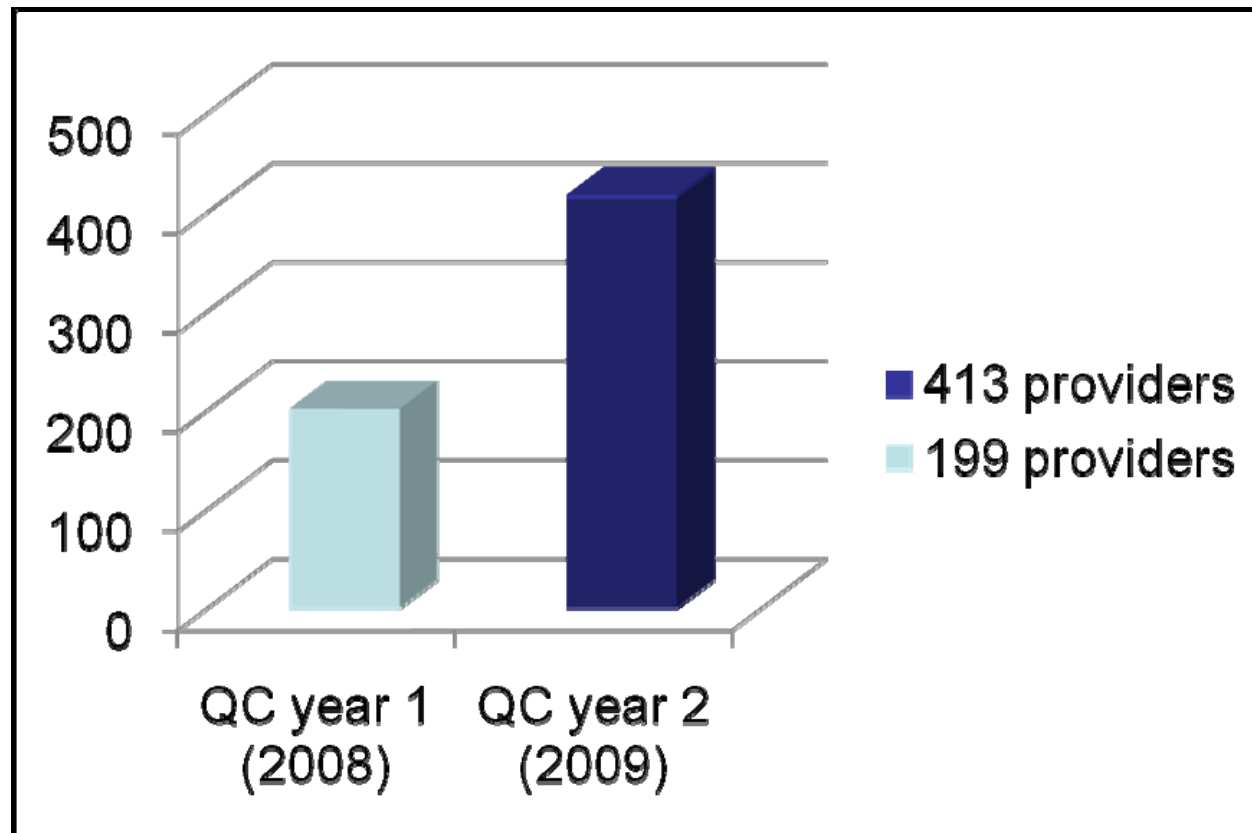


Quality Counts Selection/Profile

- Centers are selected according to a computer driven algorithm that consider: size, region, percentage of school readiness children, location in a poverty zip code
- All legally operating programs are eligible to apply
- Selected programs as diverse as Miami-Dade County
- Staff, families
- Language
- Socioeconomics



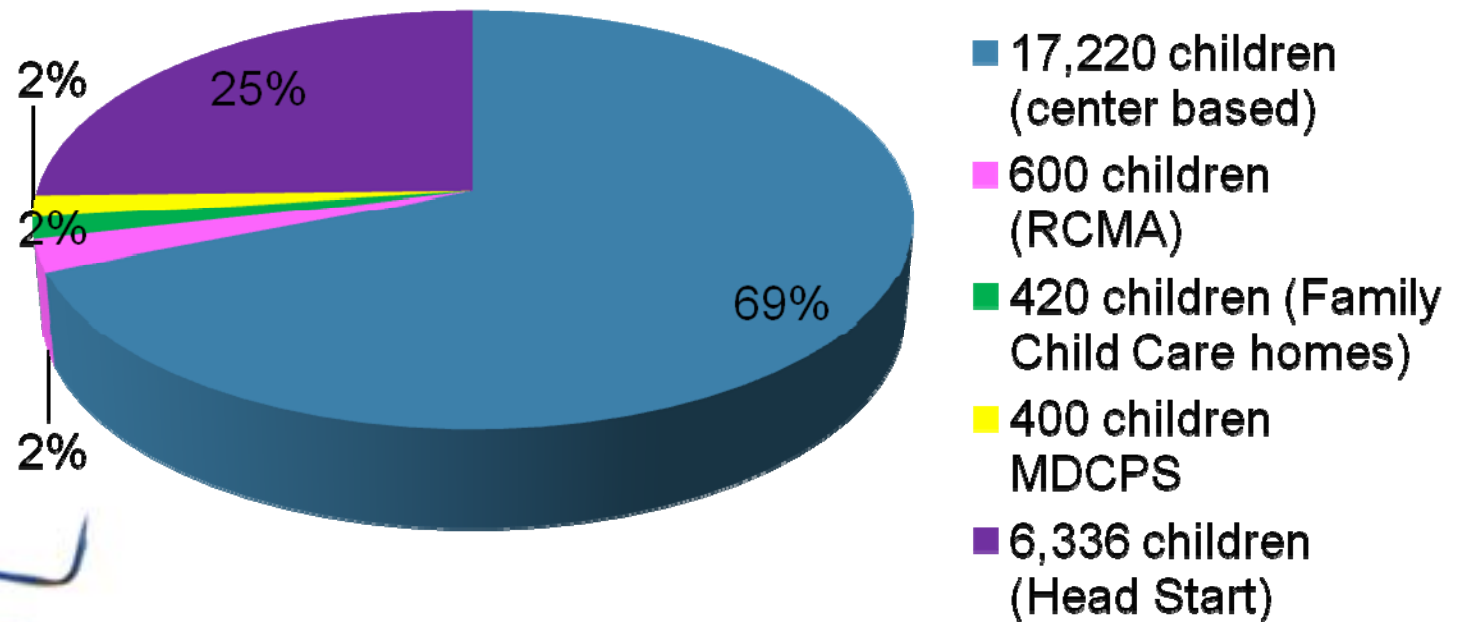
Quality Counts Year-to-Year comparison



Quality Counts System building

All sectors working together as a coherent early care & education system for the children of Miami Dade County

413 programs as of year 2, reaching
approximately 24,976 children



Quality Counts Data Driven System

- ❑ **WELS – Web-based Early Learning System automates and streamlines the way data is collected managed and reported**
- ❑ **Has the unique capability to capture, track and utilize data from any number of sources**
- ❑ **Professional Development Registry Collects workforce data for analysis and planning**



Quality Counts

Steps in the process

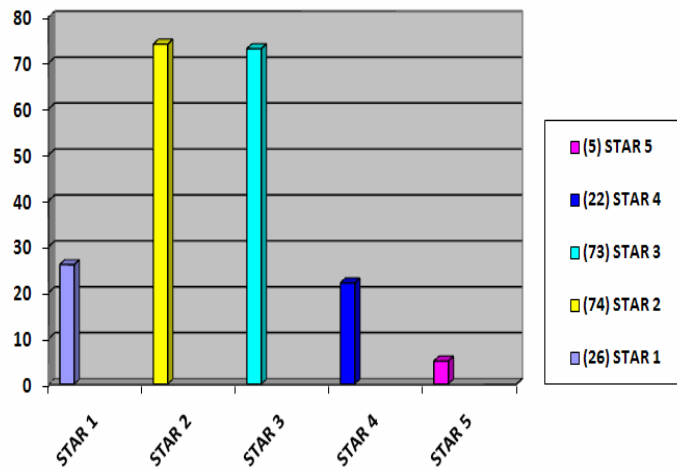
- Self Study
- Baseline Rating
- Quality Improvement Plan (approx. 1 year)
- Access supports
- Annual Update Report
- Star Rating on a three year cycle



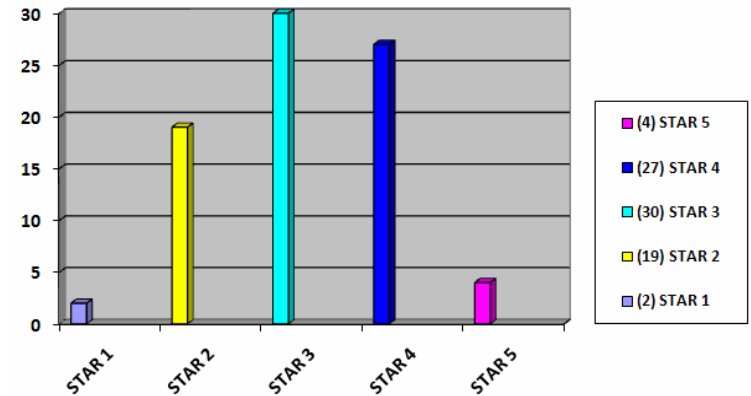
Quality Counts Baseline and Star Ratings

- ❑ QC year 1 represents baseline ratings for 199 providers
- ❑ QC year 2 represents 82 star ratings from the QC year 1 providers

QC year 1



QC Year 2



Quality Counts

Looking forward to year 3

- Programs to be added
- Continue to build capacity
- Engage partners and providers in the evaluation and planning process
- Increase choices for materials and achievement supports



Quality Counts Challenges

- Building a system that works takes time
- Support the needs of our leveraged partners
- Continue to study the best way to offer technical assistance
- Finding the right mix of supports to meet the diverse needs of providers



Quality Counts Achievements

- ❑ Investment in strategies known to improve the quality of care for children
- ❑ Largest QRIS in Florida
- ❑ One of the only fully inclusive systems in the country
- ❑ Reach beyond subsidized care providers
- ❑ The 'Quality Counts' name has been taken on by other counties
- ❑ \$1.4 M in Grants and Awards to providers
- ❑ \$1 M in Scholarships awarded to providers
- ❑ \$565,000 in WAGE\$ stipend awarded to teachers
- ❑ 4500 practitioners entered into the Registry
- ❑ 22,300 TA hours invested in on site quality improvement
- ❑ Miami Dade College has worked to develop relevant course work
- ❑ Partnerships formed with systems in PA and KY

