



# CEO Presentation

December 5, 2011

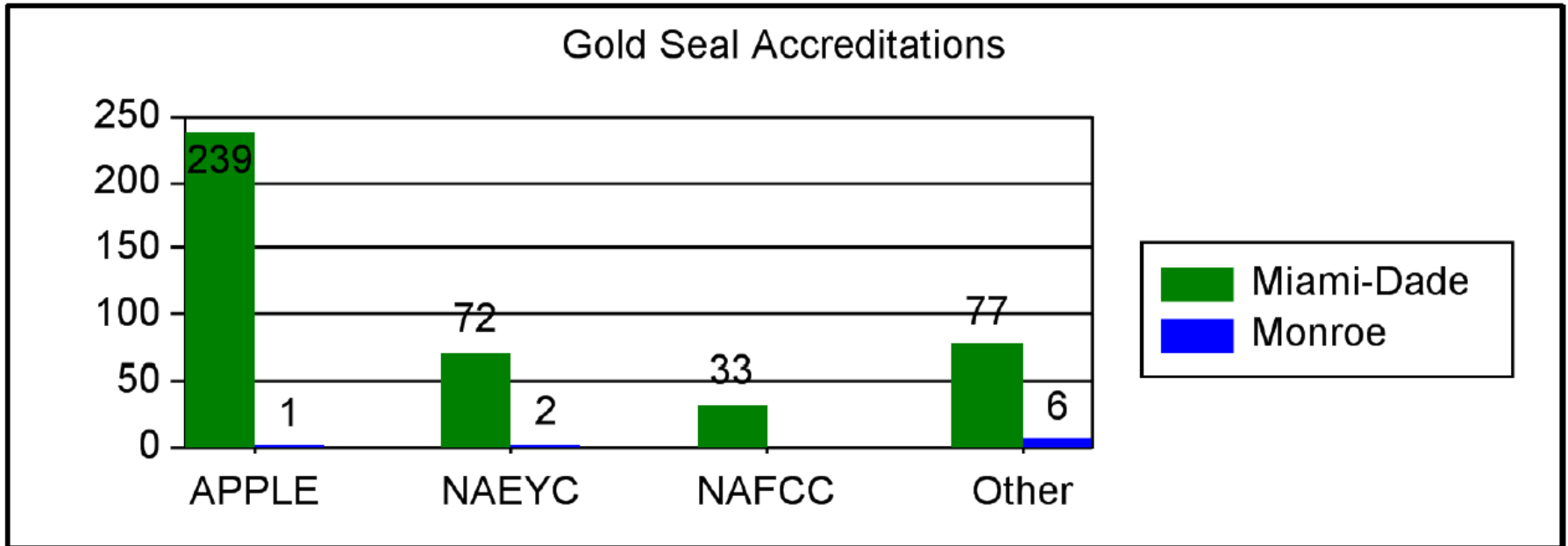
# Miami-Dade/Monroe Accredited Individual Sites



## Accredited Individual Sites by County

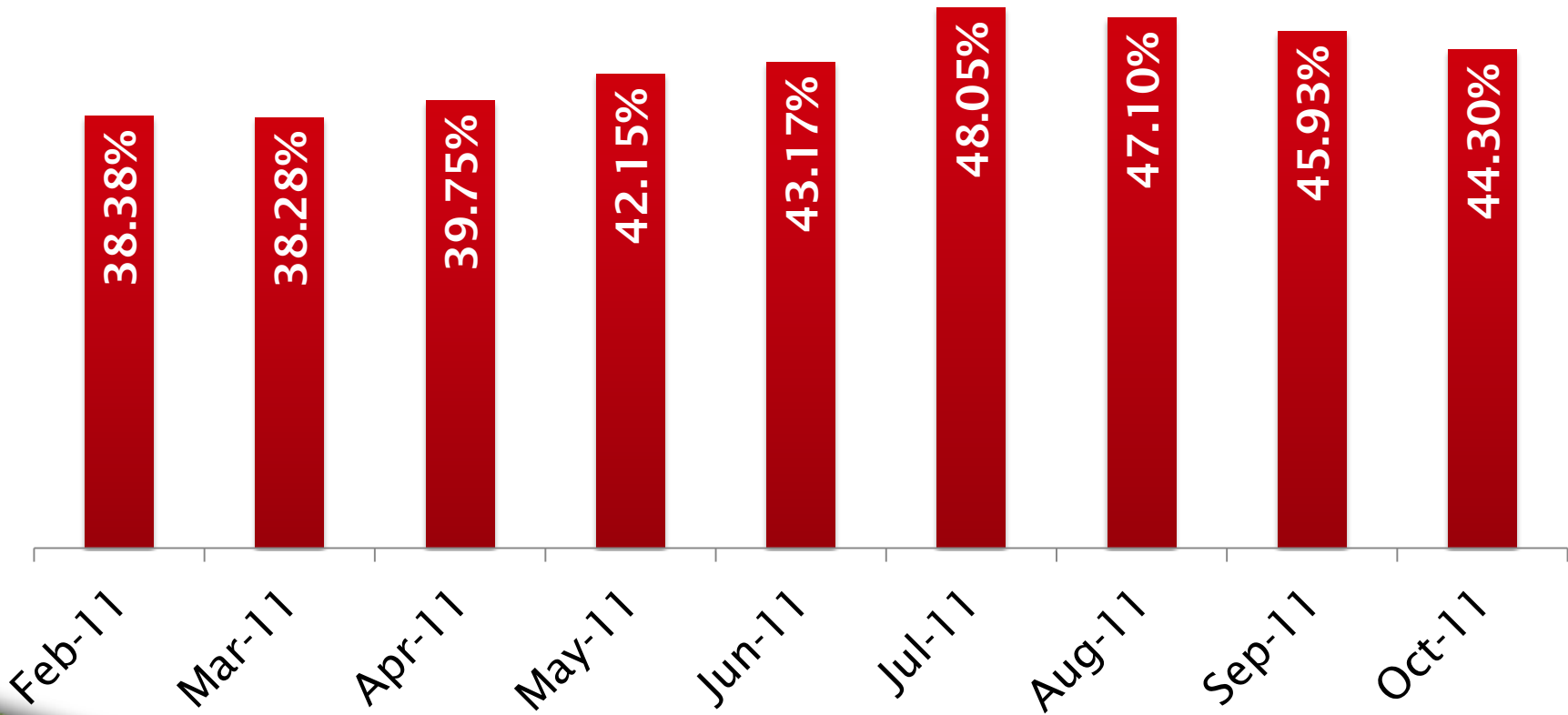
County	License Type	Sites
Miami-Dade	Center	394
Miami-Dade	Family	34
Monroe	Center	10
<b>Total Sites</b>		<b>438</b>

# Miami-Dade/Monroe Gold Seal Sites



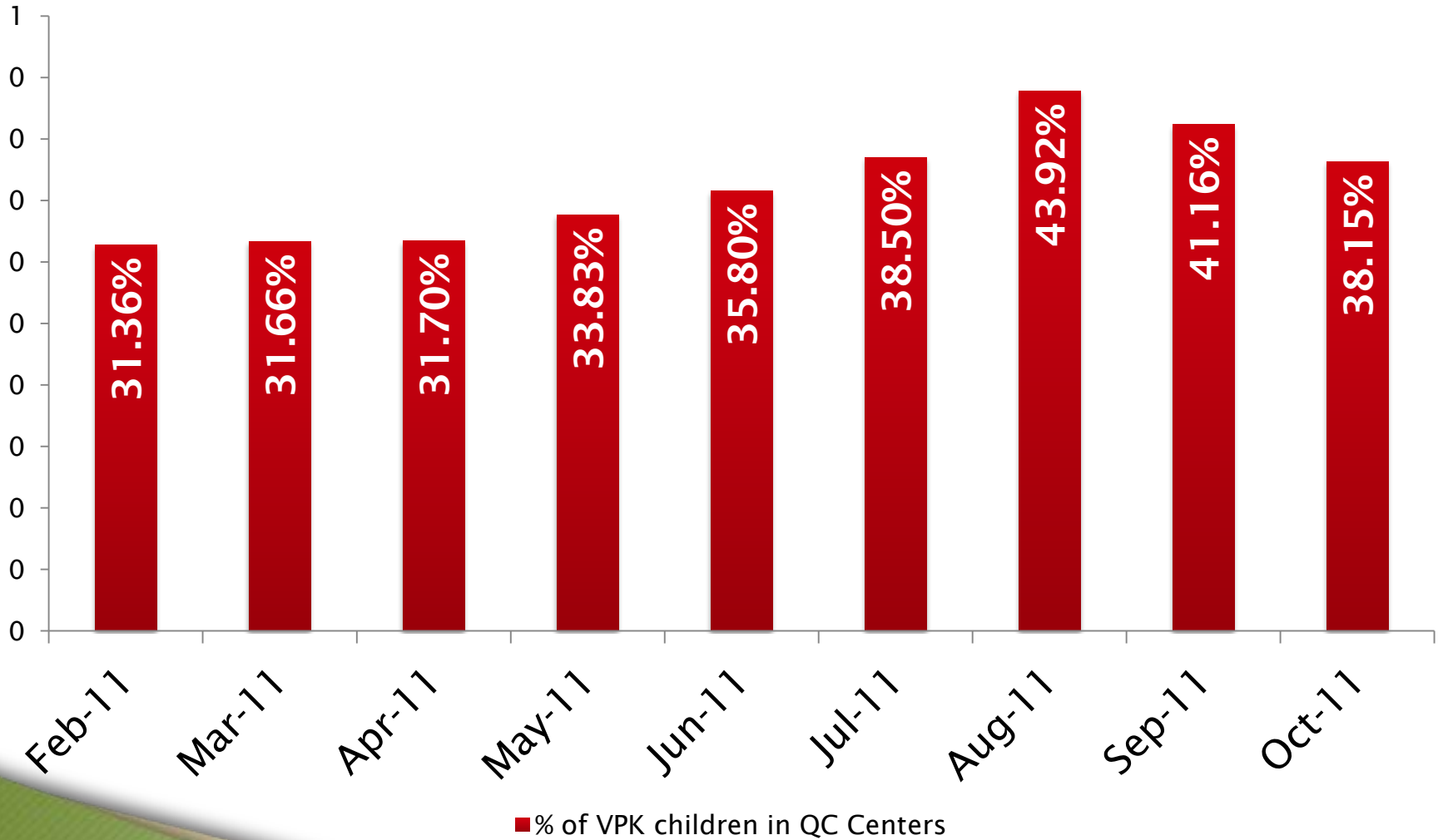
Note: Some sites are accredited by more than one accrediting body.

# SR Children in Quality Counts Programs



■ % of SR Children in QC Centers

# VPK Children in Quality Counts Programs



# Race to the Top Status

---

- The U.S. Departments of Education and Health and Human Services announced that 35 states, D.C. and Puerto Rico submitted applications for the [Race to the Top-Early Learning Challenge](#), a \$500 million state-level competitive grant program to improve early learning and development.

# Race to the Top Status

---

- Applicants include: Arizona, Arkansas, California, Colorado, Connecticut, Delaware, District of Columbia, Florida, Georgia, Hawaii, Illinois, Iowa, Kansas, Kentucky, Maine, Maryland, Massachusetts, Michigan, Minnesota, Mississippi, Missouri, Nebraska, Nevada, New Jersey, New Mexico, New York, North Carolina, Ohio, Oklahoma, Oregon, Pennsylvania, Puerto Rico, Rhode Island, Vermont, Washington, West Virginia and Wisconsin.

# Race to the Top Status

---

- Over the next several weeks, applications will undergo peer review by early childhood experts from across the country. In mid-December, the Departments of Education and Health and Human Services will award the highest ranked applicants within funding availability. Awards will range from around \$50 million up to \$100 million, depending on a state's population of children from low-income families and proposed plan.

# Goodwill Ambassador Program



- In November, ELC staff started visiting visit child care programs on one Friday afternoon per month. The tone of the visits is informal.
- The visits, which will take place the first Friday of every month, will give every ELC staff members an opportunity to visit programs and interact directly with staff and children.
- This program will make the ELC more visible to child care providers and parents and should help ELC staff at all levels develop a better understanding of the challenges faced by providers and the impact their work has on the entire community
- Feedback from the visits will be collected and analyzed and there will be follow-up as appropriate.

# MDCPS Superintendent Meets With Faith-Based Providers



- As a follow-up to a recent meeting with early education leaders, Superintendent Carvalho met with a group of faith-based providers.
- The focus of the meeting was to provide a progress report on MDCPS, to discuss partnership opportunities between MDCPS and providers, and to discuss several concerns that had been raised by providers regarding MDCPS' plans to expand preschool programs.
- The tone and outcome of the meeting was very positive and a number of follow-up items were identified. The follow-up meeting took place last week.
- We thank Superintendent Carvalho and his staff for hosting the lunch meeting and for their efforts to work in partnership with child care providers.

# Mayor's Task Force on School Readiness

---



- Mayor Carlos Gimenez has established a School Readiness Task Force
- The meetings are held in the Sunshine
- The Task Force includes a diverse number of community leaders and experts
- The final recommendations will be made before the end of the year and will address Head Start/Early Head Start, School Readiness and Voluntary Pre-Kindergarten
- Lisa Martinez has worked very hard to lead the discussions so that a work product can be delivered to the Mayor within the timeframe allotted for the project.

# State Board of Education Sets New VPK Readiness Rate at 70%



- The State Board of Education unanimously agreed to set the 2010-11 VPK Readiness Rate at 70% based upon the premise that we only have one opportunity to provide instruction to 4 year olds.
- This threshold means that 70% of all students included in a providers VPK Readiness Rate would have to score “ready” on both state accountability measures (ECHOS and FAIR).
- The Board wanted to reinforce the message that the goal of VPK is to have students ready to enter Kindergarten.
- The State Board also unanimously endorsed the legislative budget proposal that would support the purchase and implementation of a pre-post assessment in VPK along with funding for providers to implement an evidence based curriculum. Both measures require legislative budget approval.

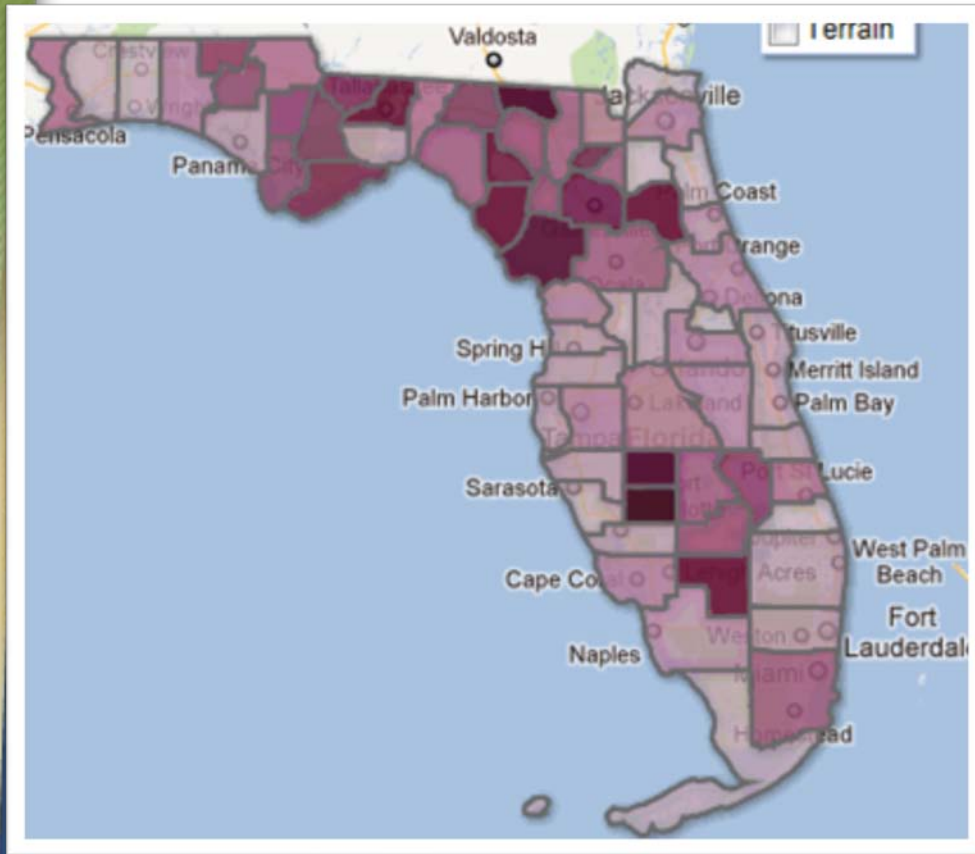
# Child Poverty on the rise in populous Florida counties

**U.S. Census Bureau** data shows that child poverty is on the rise in several populous counties in Florida.

**Miami-Dade County** has the highest total number of poor inhabitants, with 500,537 residents living in poverty.

**Child poverty rates** are even worse. In four counties – DeSoto, Hardee, Hendry and Levy – more than 40 percent of children live in poverty.

Florida's overall poverty rate is 16.5 percent and its child poverty rate is 23.6 percent.



# Early Literacy Program in Partnership With Reading Is Fundamental

- 87,000 books will be distributed
- Over 28,000 children will be served
  - **Miami:** Over 27,100 at 379 sites (centers and family child care homes)
  - **Monroe:** Over 1,300 at 48 sites (centers and family child care homes)
- **Events will take place on the following weeks:**
  - November 28th
  - January 9<sup>th</sup>
  - February 27th

ELC Board Member Alan Eckstein reads to a class during the RIF book distribution.



# Legislative Update

---

- **SB 274 (Similar HB 419) Child Care Facilities**
  - Requiring vehicles used by child care facilities and large family child care homes to be equipped with an alarm system that prompts the driver to inspect the vehicle for children before exiting the vehicle

# Legislative Update

---

- **SB 856 (related HB 519) Voluntary Prekindergarten Education Program**
  - Requiring that prekindergarten instructors in school-year prekindergarten programs delivered by private providers and public schools meet new professional credentialing requirements beginning July 1, 2015

# Legislative Update

---

- **SB 7024 Governmental Reorganization**
  - Glitch bill correcting references to agency names and divisions, making technical and grammatical changes, and correcting cross-references to conform to the governmental reorganization resulting from the enactment of chapter 2011-142

# Legislative Update

---

- Other early learning bills fully expected, some potentially damaging to the progress made so far in Florida's early learning system, to our economic development efforts, to child care businesses, and to our state's future ability to attract private investments
- Need to make sure that we continue to highlight the relevance between early learning and economic development

# QUALITY COUNTS

## **Board Request**

Detail about programs that left  
Quality Counts in ELC Year 4

# QUALITY COUNTS

## Programs That Left QC

- Overall, 70% of programs that left QC (for any reason) were in a high-poverty census tract (HPCT)
  - Of the closed: 69% were in a HPCT
  - Of the dropped: 75% were in a HPCT
  - Of the withdrawn: 67% were in a HPCT

# QUALITY COUNTS

## Why Programs Left QC

- (13) Closed:
  - 4 transferred licenses (not all remained in QC, but children continued to be served)
  - 9 closed their business
- (12) Dropped:
  - 2 denied VPK Good Cause Exemption
  - 2 were no longer HS (so were dropped)
  - 3 had Class 1 violation
  - 3 dropped for failure to complete AQIP or making adequate quality improvement
  - 1 had a license in legal dispute
  - 1 reason missing
- (12) Withdrawn:
  - 6 said it was too difficult for them
  - 2 disagreed with Star Rating
  - 1 had personal health problems
  - 1 did not have the time
  - 1 declined participation immediately after selection
  - 1 was changing to a charter school

# QUALITY COUNTS

## Percentage of SR Children

- (13) Closed:
  - 9 had no SR children
  - 4 had an average of 35% SR enrollment
  - License transfers: 2 had SR enrollment, 2 did not
- (12) Dropped:
  - 10 had an average of 32% SR enrollment
  - 2 did not have enrollment information
- (12) Withdrawn:
  - 3 had no SR
  - 9 had an average of 39% SR enrollment

# QUALITY COUNTS

How many children were affected?

- 1415 children attended programs that left QC (for any reason)
  - 402 children (28%) in programs that closed
  - 501 children (35%) in programs that dropped
  - 512 children (36%) in programs that withdrew



# QUALITY COUNTS

## Quality Counts 2.0

11/28/11



# QUALITY COUNTS

## Revisions to QC

- Resources prioritized more heavily to low income programs and populations
- Guided by national research, re-design of standards
  - New observational tool (CLASS) to be added to better measure teacher-child interactions
  - Addition of cultural competence and health promotion
- Entry point for accredited programs Star 3
- Targeted technical assistance and career advisement
- Improve technology to streamline system and open access to accommodate participation by all interested programs
- Goal: Do more with level resources

# QUALITY COUNTS

## Features

- Focused on children in highest need communities
  - amount of support available depends on location / need
    - TA is targeted in both time & activities
    - grants & awards provided based on demonstrated need
- Driven by providers
  - will be open to all who want to participate
- Automated online system
  - more efficient & convenient, less paper
- Streamlined standards
  - include areas of national interest

# QUALITY COUNTS

Activity	Status
Selection of programs in vulnerable communities, serving SR	✓
Online application process in QC Portal	✓
Online self-study in QC Portal	✓
Navigators available to assist providers	✓
New grant & award allocation formula	✓
New model of technical assistance (TA)	✓
Revise QC standards	✓
Share standards with community	in progress
Community awareness on revised QC system	in progress
Offer trainings on automated QC process	Jan-Feb 2012
New providers will enter QC 2.0	Mar. 2012
Current providers will begin renewal in QC 2.0	Mar. 2012

# QUALITY COUNTS

## QC 1.0 vs. 2.0 Standards

1. Learning Environment (ERS)
2. Staff Qualifications
3. Ratios & Group Sizes
4. Family Engagement
5. Program Administration
6. (Curriculum)

### **1. Staff Qualifications**

- Education
- Training
- FL Steps to Success Career Pathways

### **2. Environmental & Classroom Quality**

- Assessment: CLASS Pre-K, ECERS Provisions for Learning, ITERS
- Curriculum
- Health & Safety

### **3. Program**

- Ratios & Groups
- Administration
- Cultural Competence & Inclusion

# QUALITY COUNTS

## New Elements & Changes

- **Added**

- Florida Steps to Success Career Pathways
- Health & Safety
  - licensing, health promotion
- Curriculum
  - training, Early Learning Developmental Standards
- Cultural Competence & Inclusion
  - NAEYC Pathways Project, developmental screening

- **Changed**

- Assessment
  - Using CLASS in preschool classrooms, short ECERS factor

# QUALITY COUNTS

## Next Steps for QC

- Expand publicity of QC Stars to inform parents
- Statewide Initiatives
  - RTT-ELC Federal Grant
  - Professional Development Collaborative
    - Miami-Dade's participation in state pilot
    - Expansion of Outcomes-driven Training



The End