

School Readiness Program Overview

House Prek-12 Appropriations

Subcommittee

September 20, 2011

Mel Jurado, Ph.D., Director, Office of Early Learning

Brittany Birken, Ph.D., CEO Florida's Children Services Council

Matt Guse, Deputy Director, Office of Early Learning

Lauren Faison, Association of Early Learning Coalitions





Early Learning Population

- 50% of Florida's children younger than the age of 6 are from low income families.
- According to the latest census data there are currently 1,073,506 children younger than 5 in Florida.
- More than 50% of all children ages birth to 4 attend some type of non-relational child care.

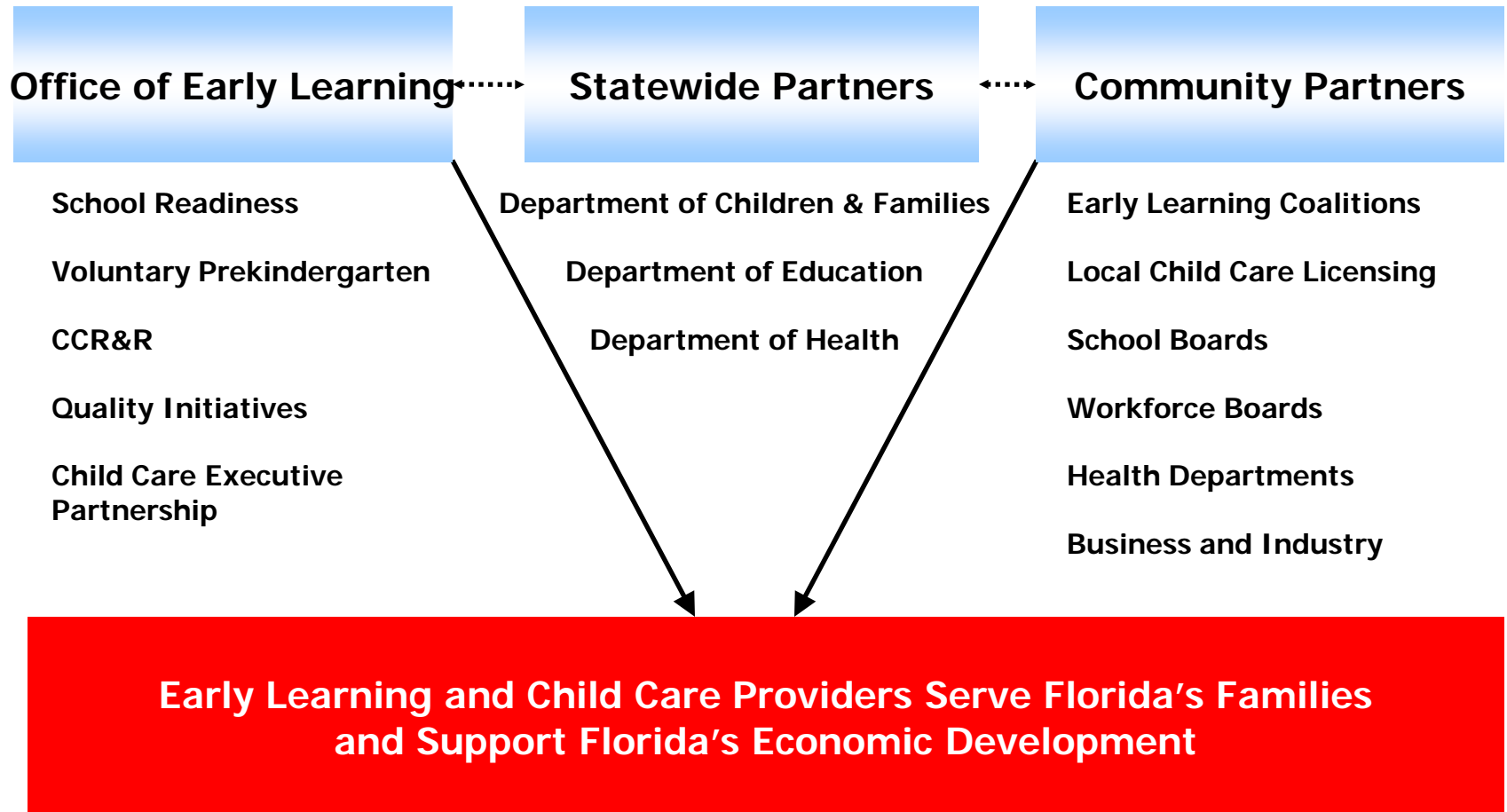
Early Learning Guidelines



Florida's early learning programs are predicated on research based child development standards about what children should be able to know and do at different ages.

These standards have been aligned to Florida's Common Core Standards for children in K-12.

Early Learning Partnerships for Florida's Families





Overall Funding

Program	General Revenue	State Trust Funds	Federal Trust Funds	Total
VPK	\$389.6 m	\$2.6 m		\$392.2 m
School Readiness	\$137.4 m	\$4.0 m	\$500.3 m	\$641.7 m
Other	-	-	\$3.9 m	\$3.9 m
Total	\$527 m	\$6.6 m	\$504.2 m	\$1,037.8 m



Voluntary Prekindergarten

Program	General Revenue	State Trust Funds	Federal Trust Funds	Total
VPK	\$384.6 m			\$384.6 m
Administration	\$4.9 m			\$4.9 m
ELIS		\$2.6 m		\$2.6 m
<i>Total VPK</i>	<i>\$389.5 m</i>	<i>\$2.6 m</i>		<i>\$392.2 m</i>



School Readiness

Program	General Revenue	State Trust Funds	Federal Trust Funds	Total
SR	\$136.1 m	\$4.0 m	\$482.7 m	\$622.9 m
Administration	\$1.2 m		\$5.1 m	\$6.3 m
ELIS			\$12.5 m	\$12.5 m
<i>Total SR</i>	<i>\$137.3 m</i>	<i>\$4.0 m</i>	<i>\$500.3 m</i>	<i>\$641.7 m</i>



Other Programs

Program	General Revenue	State Trust Funds	Federal Trust Funds	Total
Head Start			\$3.4 m	\$3.4 m
Even Start			\$.5 m	\$.5 m
<i>Total Other</i>	-	-	<i>\$3.9 m</i>	<i>\$3.9 m</i>

Florida's Early Learning System



The Office of Early Learning is the lead administrator of federal and state child care funds and partners with 31 Local Early Learning Coalitions to deliver a comprehensive early learning system of services statewide.

Each Early Learning Coalition is better able to serve children and families locally and direct funds where there is greatest need.



School Readiness

- Florida's School Readiness program was formerly known as the state's subsidized child care program.
- Florida made the decision to ensure that children receiving these funds were getting high-quality instruction by passing the "School Readiness Act."
- It was the intent of the Legislature that the programs be developmentally appropriate, research-based, involve the parent as a child's first teacher, serve as preventive measures for children at risk of future school failure.

School Readiness Snapshot



- Child care assistance to income-eligible families paid to early learning providers.
- Program to support Florida's family self-sufficiency goals.
- More than \$630 million in federal and state funds are spent on the School Readiness program statewide.
- Nearly 240,000 children received services from the 2010–2011 School Readiness program.

All numbers reflect 2010–2011 data.

School Readiness Program



Early Learning

- Funded with state and federal Child Care Development Block Grant Trust Fund funds
- For targeted populations of children based on need

School Readiness Act

- Section 411.01, Florida Statutes
- Enacted in 1999 by the Florida Legislature
- Administered by the Office of Early Learning at the state level
- Administered locally by Early Learning Coalitions



School Readiness Benefits

- Assists families in accessing quality child care options
- Promotes family self-reliance and ability to meet work requirements of Temporary Assistance to Needy Families (TANF) or other programs
- Supports community economic development with a strong early learning network for today's working families
- Ensures that children enter school ready to learn, preparing them for lifetime success



Child Care Resource and Referral Network

Provides Florida with a comprehensive network of information for families with young children.

- Local CCR&R programs answered more than 385,000 requests from families, teachers and community members seeking information last year.
- The network maintains current information about child care options, how to select quality care, and referrals to other critical community resources

Block Grant Funding Model



- 70% of allocation must be direct slot dollars
- No less than 4% can be spent on activities to increase the quality of child care with targeted funds for:
 - Infants and Toddlers
 - Child Care Resource and Referral
 - General Quality Activities
- The federal government has put a new emphasis on ensuring quality.

Federal Match Requirements



- Any reduction in state funds results in a reduction of federal funds.
- For every \$1 million in funding lost the state is unable to draw down an additional \$1.2 million in federal funds.
- The School Readiness program has **\$3.8 million** in the Special Employment Security Administration Trust Fund appropriated for FY 2011-2012.



School Readiness Funding Formula Allocation

- 411.01(9)(c), F.S. requires the Agency to submit to the Governor and Legislature each year a proposed formula for allocating School Readiness funds to the coalitions.
- Redistribution of current funds would lead to large reallocations of funding between coalitions and compromise vital services in their communities.

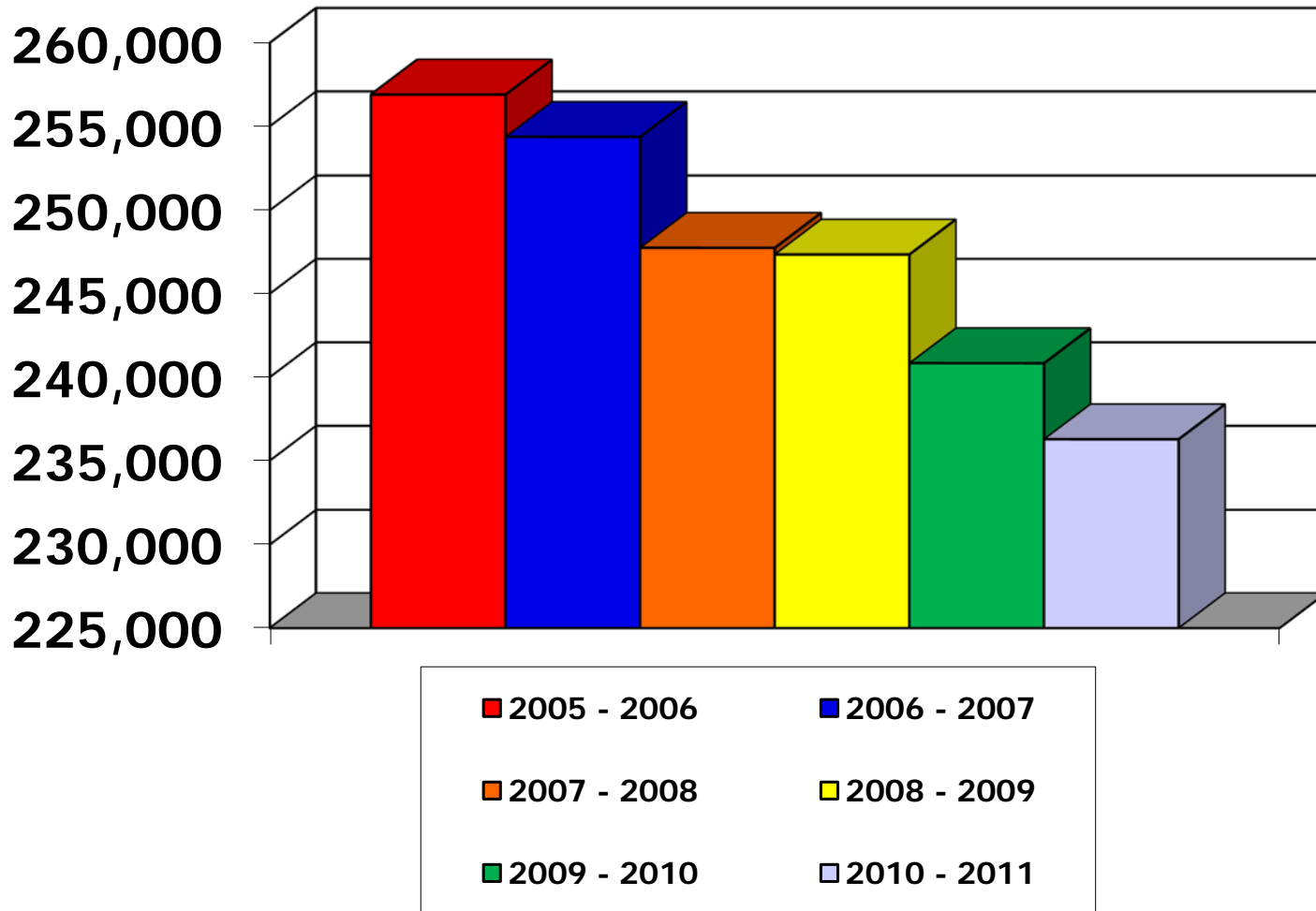


Cost of Care

- The program does not use a standard FTE model.
- Ensures comprehensive educational services to families and children.
- Average yearly cost per child = **\$5,200***
- Families must be re-determined eligible at least annually.

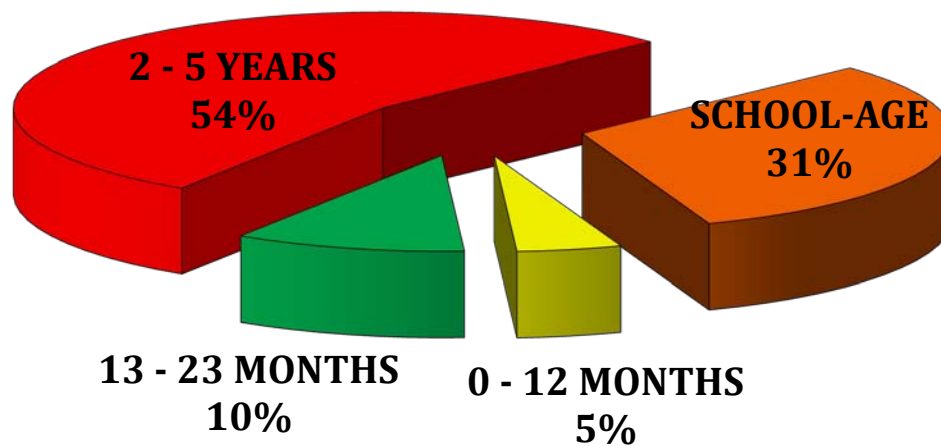
* Includes all costs associated with full time child care, i.e. reimbursement rates, administrative costs and quality expenditures.

School Readiness Child Participation





Child Participation by Age



School Readiness Family Participation



Family eligibility is prioritized as follows:

- **Priority 1:** Children from families who receive temporary cash assistance and meet federal work requirements
- **Priority 2:** Children younger than kindergarten age who are at risk of abuse, neglect, or exploitation

Local Coalition Priorities



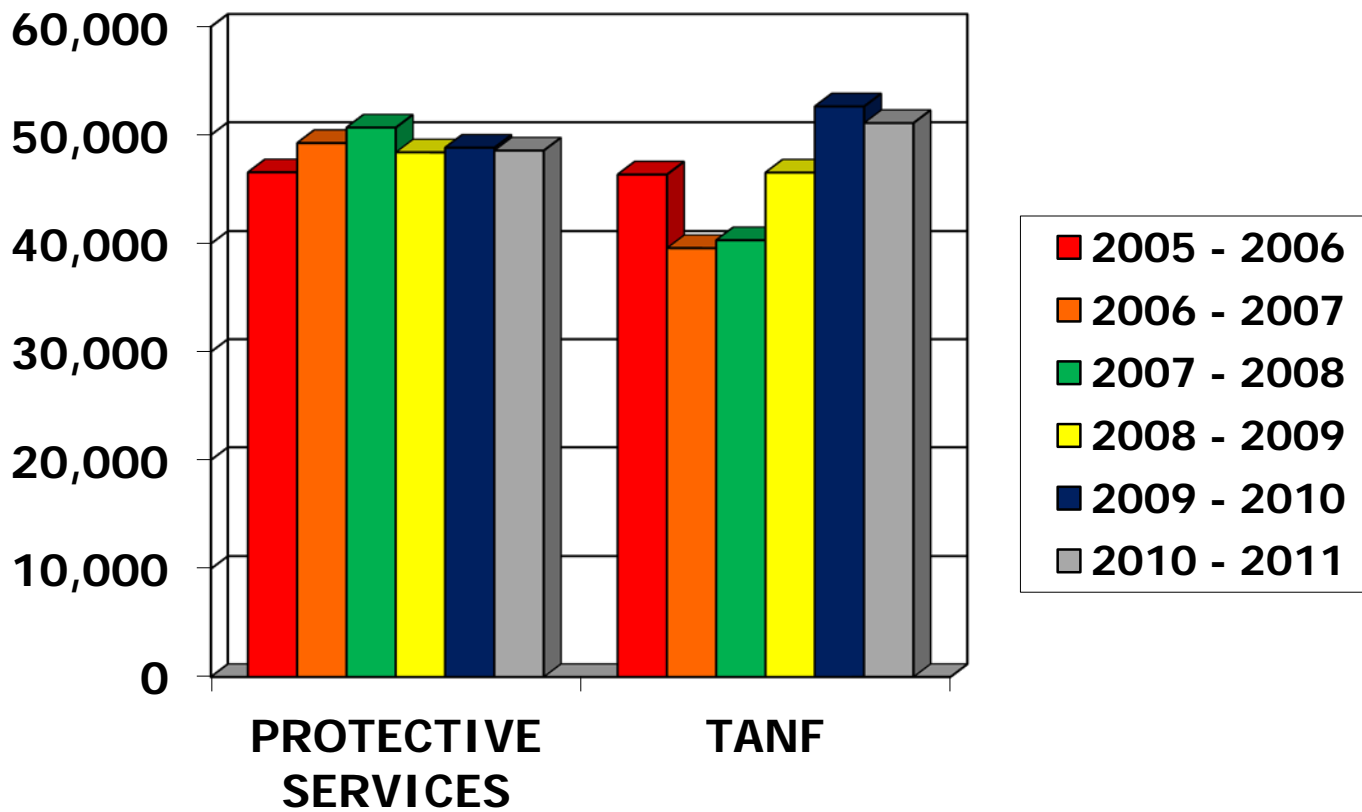
Coalition-established priorities are based on local need assessments of families with income at or below 150%* of the Federal Poverty guidelines, including:

- Children of working families
- Children of migrant farm workers
- Children of teen parents
- Children with disabilities and special health care needs
- Children at-risk of future school failure
- Children of families who are receiving unemployment compensation benefits

* Family must enter at 150% of FPL but may continue receiving services up to 200% of FPL

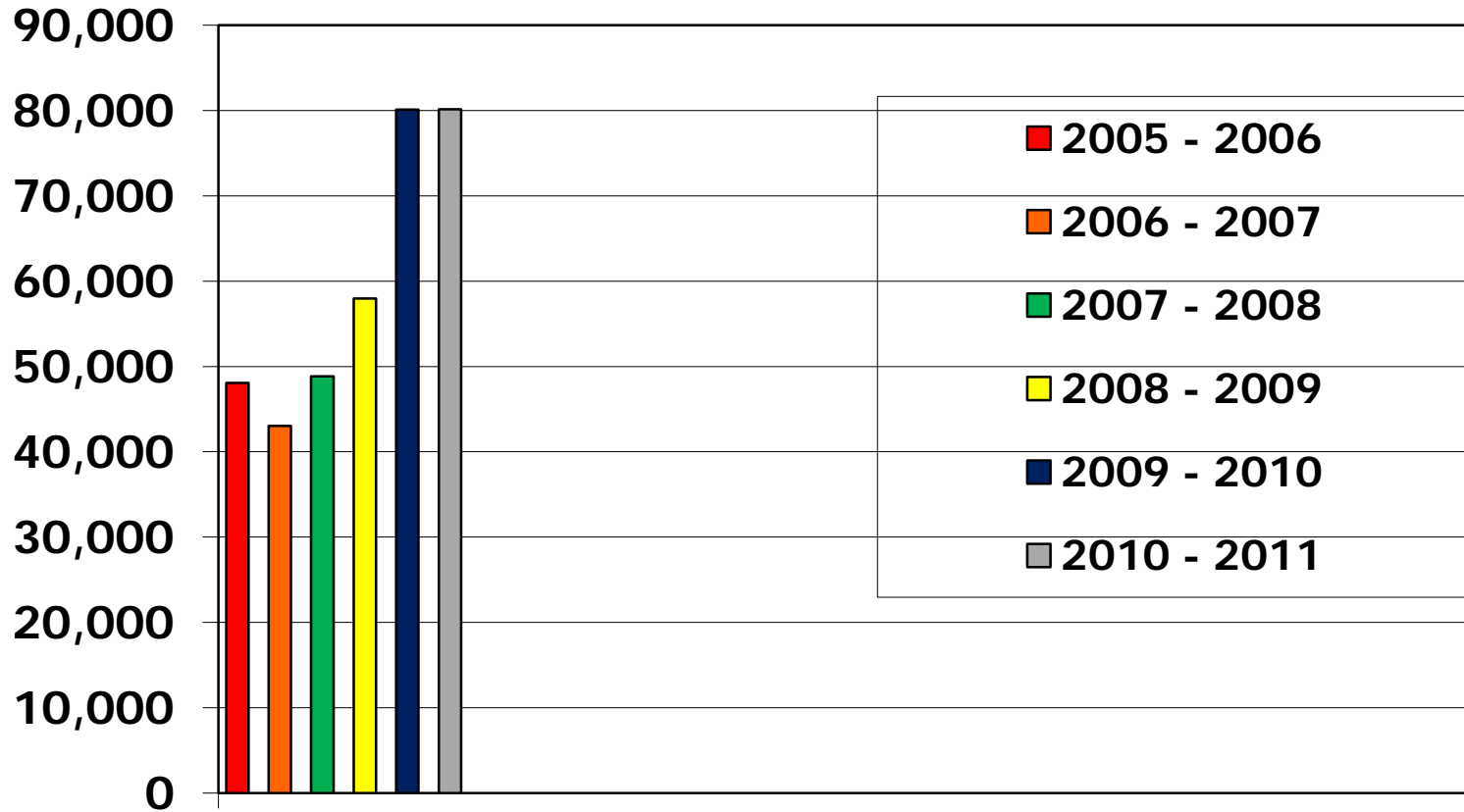


Protective Services and TANF Participation





Wait List Monthly Average



School Readiness Provider Requirements



- Developmentally appropriate curriculum
- Character development program
- Age-appropriate screening of each child's development
- Pre-test and post-test administered as children enter and leave programs to segment of participants
- Appropriate staff-to-child ratio
- Healthy and safe environment

School Readiness Providers by Type



Family Day Care
Home (28%)

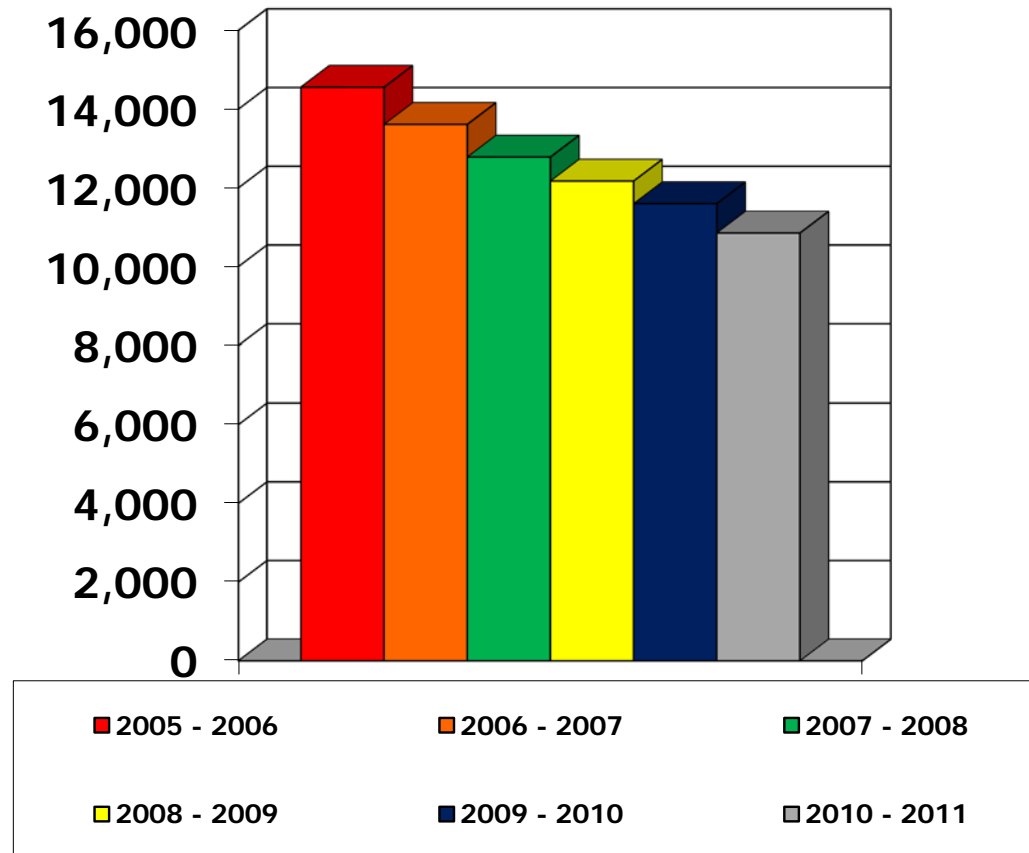
Informal
Care (3%)

Public School
(9%)

Private Center/
School (60%)



Number of School Readiness Providers





Loss of Funding Impacts

Amount of State Fund Reductions	Loss of Federal Funds	Number of Impacted Children
\$ 5 m	\$ 6.1 m	2,776
\$10 m	\$12.2 m	5,553
\$15 m	\$18.3 m	8,329

School Readiness' tie to VPK



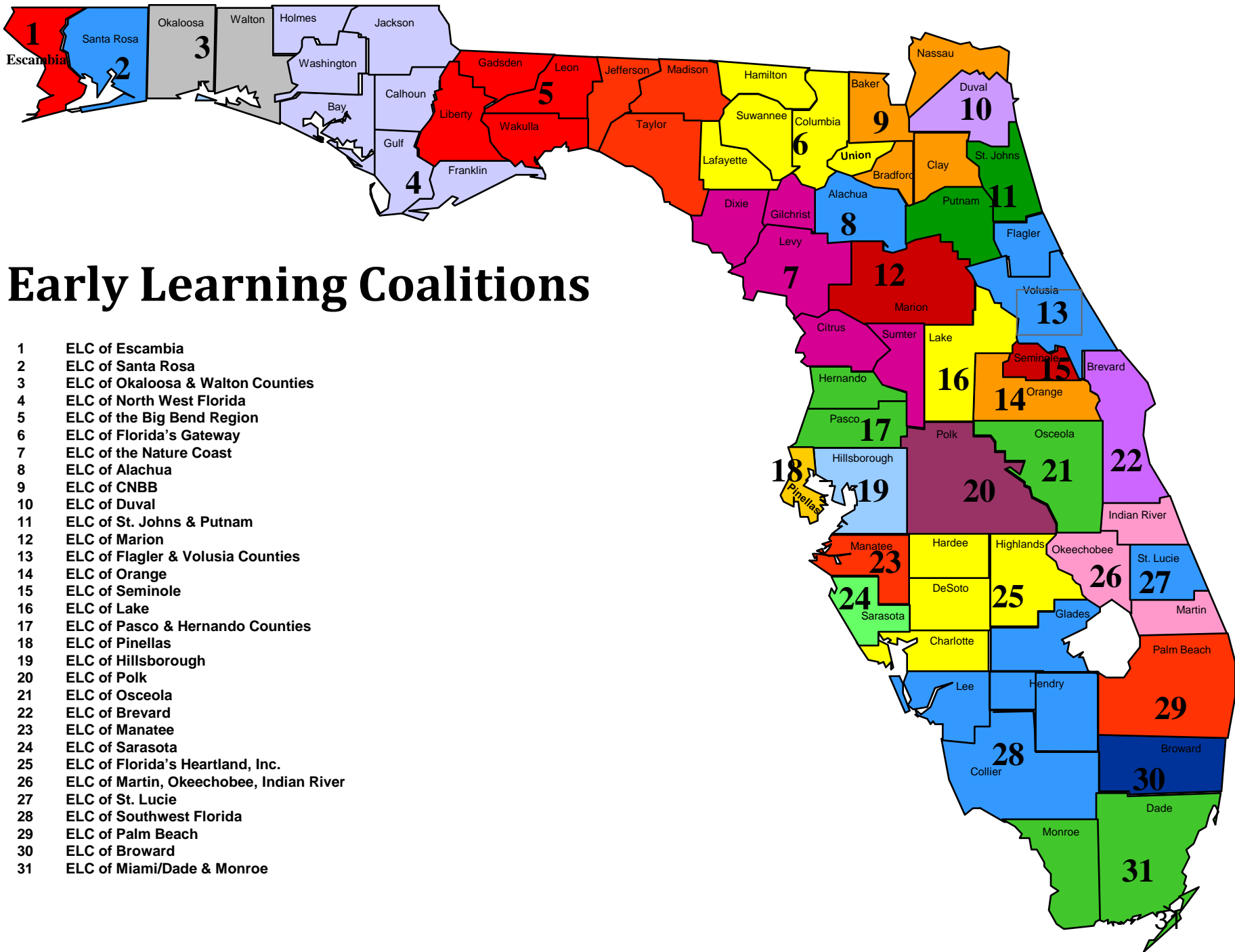
- 73% of VPK providers also provide School Readiness services.
- To date **74% of four-year-olds in School Readiness are also currently enrolled in the VPK program.**
- Based on 2009-2010 data, children that participate in VPK are **more likely to demonstrate kindergarten readiness** than children not participating in VPK.
- Children that have participated in both the VPK and School Readiness programs have **demonstrated a higher rate of readiness** than children who have only received either School Readiness or VPK.

Early Learning Coalitions



Statutorily created to ensure that the needs of their local communities are met by:

- Planning services based on a community's needs
- Creating a network of public and private providers
- Establishing public and private partnerships to benefit from economies of scale
- Collecting match dollars to serve additional families



Early Learning Coalitions

- 1 ELC of Escambia
- 2 ELC of Santa Rosa
- 3 ELC of Okaloosa & Walton Counties
- 4 ELC of North West Florida
- 5 ELC of the Big Bend Region
- 6 ELC of Florida's Gateway
- 7 ELC of the Nature Coast
- 8 ELC of Alachua
- 9 ELC of CNBB
- 10 ELC of Duval
- 11 ELC of St. Johns & Putnam
- 12 ELC of Marion
- 13 ELC of Flagler & Volusia Counties
- 14 ELC of Orange
- 15 ELC of Seminole
- 16 ELC of Lake
- 17 ELC of Pasco & Hernando Counties
- 18 ELC of Pinellas
- 19 ELC of Hillsborough
- 20 ELC of Polk
- 21 ELC of Osceola
- 22 ELC of Brevard
- 23 ELC of Manatee
- 24 ELC of Sarasota
- 25 ELC of Florida's Heartland, Inc.
- 26 ELC of Martin, Okeechobee, Indian River
- 27 ELC of St. Lucie
- 28 ELC of Southwest Florida
- 29 ELC of Palm Beach
- 30 ELC of Broward
- 31 ELC of Miami/Dade & Monroe



Public Private Partnerships

- Coalitions are not for profit businesses
- 1/3rd of all board members represent the private sector business community
- Leveraging expertise of over **150 volunteers** made up of:
 - 46 members of the banking/financial/ insurance industry
 - 28 small business owners (not child care)
 - 19 attorneys
 - 18 CPA/ accountants
 - 16 medical professionals
 - 11 management and consulting professionals



Statewide Investments

- Local communities provide approximately \$40 million to support early learning services
- Approximately \$21.8 million of these funds are eligible and used for matching federal programs
- Another \$5 million is used for matching state Child Care and Executive Partnership program



Developing Quality Programs

- Support a diverse provider population by providing training, professional development and program accountability
- Provide technical assistance and training to parents
- Specialized support includes working with children with disabilities, infant care, and screening and referral for developmental issues



What does this mean for Florida's families?

With the assistance provided by the School Readiness program, the cost of child care for a typical participating family is about **7% of income***. Without this assistance, the cost of child care for such a family would increase to an **unaffordable 50% of income.**

* Based on single parent household with 2 children making \$19,200 per year.

Race to the Top - Early Learning Challenge Grant



The Race to the Top-Early Learning Challenge is an opportunity to transform early learning systems in states to improve the experiences of children, families, professionals, and businesses through data-based quality improvement.

- For **children**, this opportunity will Florida to:
 - increase the numbers of children learning in high quality settings,
 - increase the overall quality of early learning programs, and
 - coordinate comprehensive services for children across state offices.

RTT-ELC



- For **families**, this opportunity will allow Florida to:
 - increase parent awareness that will assist them in making informed choices for their children, and
 - expand access to the highest quality programs.

- For **professionals**, this opportunity will allow Florida to:
 - further invest in the professional development of our early childhood and school age workforce through traditional and online career development opportunities,
 - define and support the navigation through a career pathway affording opportunities for retention and promotion, including allowing professionals to have 'portable' transcripts.



RTT-ELC

- For **businesses**, this opportunity will allow Florida to:
 - Make targeted investments based on need to increase support for Florida's child care businesses, and
 - Provide a mechanism for continuous quality improvement.
- For **policymakers** and other stakeholders, this opportunity will allow us to:
 - Analyze data across state offices and systems to develop program improvement plans and implementation strategies for more efficient, high quality services for our youngest Floridians.

Available RTT-ELC funding totals \$500 million. Florida is only one of 4 states eligible for up to **\$100 million** over four years, the highest award amount. State award categories were developed based on the number of children in each state living in poverty. Therefore, Florida faces one of the largest challenges in the nation that can transform our youngest children's early preparation for lifelong success.



RTT-ELC

Timelines:

- August 23, 2011- Final application requirements released by USDOE and HHS.
- September 1, 2011- Webinar hosted by Federal Government on application requirements.
- September 13, 2011- Technical Assistance meeting in Washington DC.
- September 16, 2011- First draft of application completed.
- October 19, 2011- Final application due to Federal Government.
- Funds will be awarded by December 31, 2011.



Contacts

Florida's Office of Early Learning

Mel Jurado, Ph.D., Director

(850) 921-3198

Mel.Jurado@oel.myflorida.com

Matt Guse, Deputy Director

(850) 728-4193

Matt.Guse@oel.myflorida.com

Michele Watson, Interim Legislative Affairs Director

(850) 766-7511

Michele.Watson@oel.myflorida.com