



CEO Report

October 2, 2017

Contents

	Slide Number
Strategic Plan	3
Program Updates	6
ELC Around Town	26

Strategic Plan



parents / Families

Providers

Partners

**Children
First**



Children First: The Strategic Plan for the Early Learning Coalition of Miami Dade/Monroe

2017-2018

OUR MISSION

To promote high-quality inclusive school readiness, voluntary prekindergarten and after school programs, thus increasing all children's chances of achieving future educational success and becoming productive members of society. The Coalition seeks to further the physical, social, emotional and intellectual development of Miami-Dade and Monroe County children with a priority toward the ages before birth through age 5.

OUR VISION

CHILDREN FIRST

To ensure a comprehensive integrated early learning system for all families and their children, beginning before birth to 5 years, ensuring high quality programs throughout Miami-Dade and Monroe Counties so children enter school ready to learn and succeed in life.

OUR VALUES

- **CHILDREN** - Children are at the heart of all we do. We believe that all children, regardless of circumstance, are capable of educational excellence and personal growth, and we are committed to ensuring school readiness and lifelong success for each one.
- **COMMUNITY** - We believe children are the future, and our community is an essential part of their road to success. By working together, we can promote high quality early education and support children as they become thriving, productive members of society.
- **PARTNERSHIP** - We value partnerships and are collaborative in all we do. We work closely with fellow service providers, families, corporations, elected officials, individuals, and the community at large to promote the importance of early learning and to secure educational opportunities for all children.
- **ADVOCACY** - We are a champion for children, promoting positive societal and community change. Our staff and community partners are committed to advancing early education throughout Miami-Dade and Monroe counties and are set apart by our collective passion, strength and dedication to children.
- **EXCELLENCE** - When it comes to early learning, quality matters. We are committed to excellence, providing quality programs and services that make a difference in our community. Designed to further the physical, social, emotional and intellectual needs of all children, our programs are innovative and offer each child an equal opportunity for a successful future.
- **CUSTOMER SERVICES** - We strive to meet the needs of our parents, families, providers and partners by providing comprehensive customer service in a professional, timely and courteous manner.
- **EQUITY** - In working with parents, families, providers, and partners, we are committed to the principle of equity and balance, so that all may benefit from the work we do, while keeping children first.

PRIORITY INITIATIVES

NEEDIEST CHILDREN

Improve outcomes for children in our neediest communities, including children with developmental and other delays and disabilities, by improving the quality of early learning programs.

Target neediest areas

Identify centers in distressed zip codes and those serving children with, or at risk for, developmental delays & provide extra support for them to meet higher standards

Increase the Number of Children

Receiving services who have physical, developmental, sensory, and social-emotional delays and disabilities

Parent/Family Self-sufficiency

Identify methods of encouraging self-sufficiency

YOUNGEST CHILDREN

Offer a continuum of care from before birth to age 5, with a particular focus on infants and children.

Age-based Rates

Adjust reimbursement rates to offer incentives to serve the youngest children

EDUCATE ALL

Educate families and the community at large about the benefits of quality early learning.

Parental Choice

Develop innovative strategies to help parents choose child care programs that ensure better outcomes for their children

Visibility

Achieve increased visibility of the importance of early learning throughout both counties by creating child care resources and providing information

PROVIDERS

Strengthen Coalition relationship with providers and support providers' meeting higher quality performance requirements.

Improve Provider Selection and Contracting Process

Establish local provisions that support parental choice and ensure providers serving children receiving subsidies meet certain quality requirements

Teacher Education

Increase the number of teachers with child care credentials

Fewer Providers

Drop low-performing providers

Technical Business Assistance

Offer business assistance to providers in distressed areas

Educate Providers

Provide program directors/staff with training and resources to provide high quality care to all children, including children with disabilities

CAPACITY BUILDING

Strengthen Board and Staff capacity to carry out strategic goals

Advocacy

Engage aggressively & systematically in advocacy to drive better outcomes for children

Early Child Care Education Systems Building

Establish regular meetings with partners to strengthen cross-sector investments and policies for children before birth through age five

FUNDING

Increase public and private funding and reallocate funds to strategic goals

Public

Secure adequate resources to ensure high quality delivery to each child we serve

Monroe County

Establish a Permanent Funding Model for Social Services

Program Updates



The Neighborhood Place for Early Head Start

Belkis Torres, Vice President

Strategic Plan Priority Initiative:

- Neediest Children
- Youngest Children
- Educate All
- Providers
- Funding

Health and Safety Screener Results by Indicators

1. Playgrounds - age appropriate and in good repair. (58% non-compliant)
2. Garbage is stored in a safe and sanitary manner. (35% non-compliant)
3. Emergency supplies available. (35% non-compliant)
4. Maintained staff to child ratios. (35% non-compliant)
5. Indoor and outdoor premises inspected prior to each use. (31% non-compliant)
6. All staff have criminal background checks and initial health exams. (27% non-compliant)
7. Infant toys are cleaned and sanitized. (23% non-compliant)

Health and Safety Screener Results by Centers

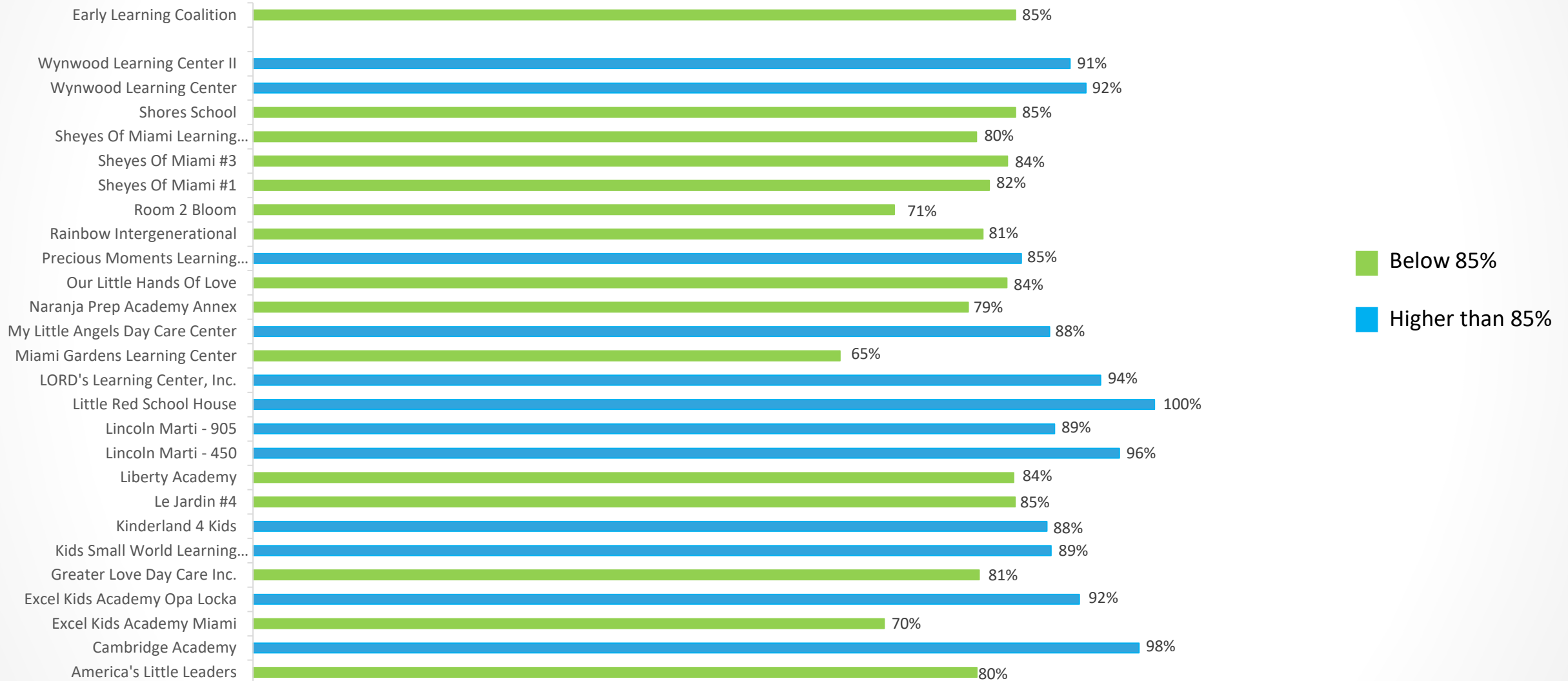
Site Name	# of Non-Compliant Indicators	% Compliant of 26 Indicators
Precious Moments	0	100%
Kinderland for Kids	0	100%
Kids Small World Learning Center	1	96%
Le Jardin #4	1	96%
Liberty Academy	1	96%
Lincoln Marti - 450	1	96%
Lincoln Marti - 905	1	96%
Little Red School House	1	96%
My Little Angels Day Care Center	1	96%
Our Little Hands Of Love	1	96%
Rainbow Intergenerational	1	96%
LORD's Learning Center, Inc.	2	92%
Shores School	2	92%

Site Name	# of Non-Compliant Indicators	% Compliant of 26 Indicators
Excel Kids Academy Miami	3	88%
Miami Gardens Learning Center	3	88%
Sheyes Of Miami #3	4	85%
Wynwood Learning Center II	4	85%
Wynwood Learning Center	5	81%
Excel Kids AcademyMiami Gardens	6	77%
Cambridge Academy	7	73%
Naranja Prep Academy Annex	7	73%
Sheyes Of Miami Learning Center	7	73%
Room 2 Bloom	11	58%
Sheyes Of Miami #1	11	58%
America's Little Leaders	15	42%
Greater Love Day Care Inc.	16	38%

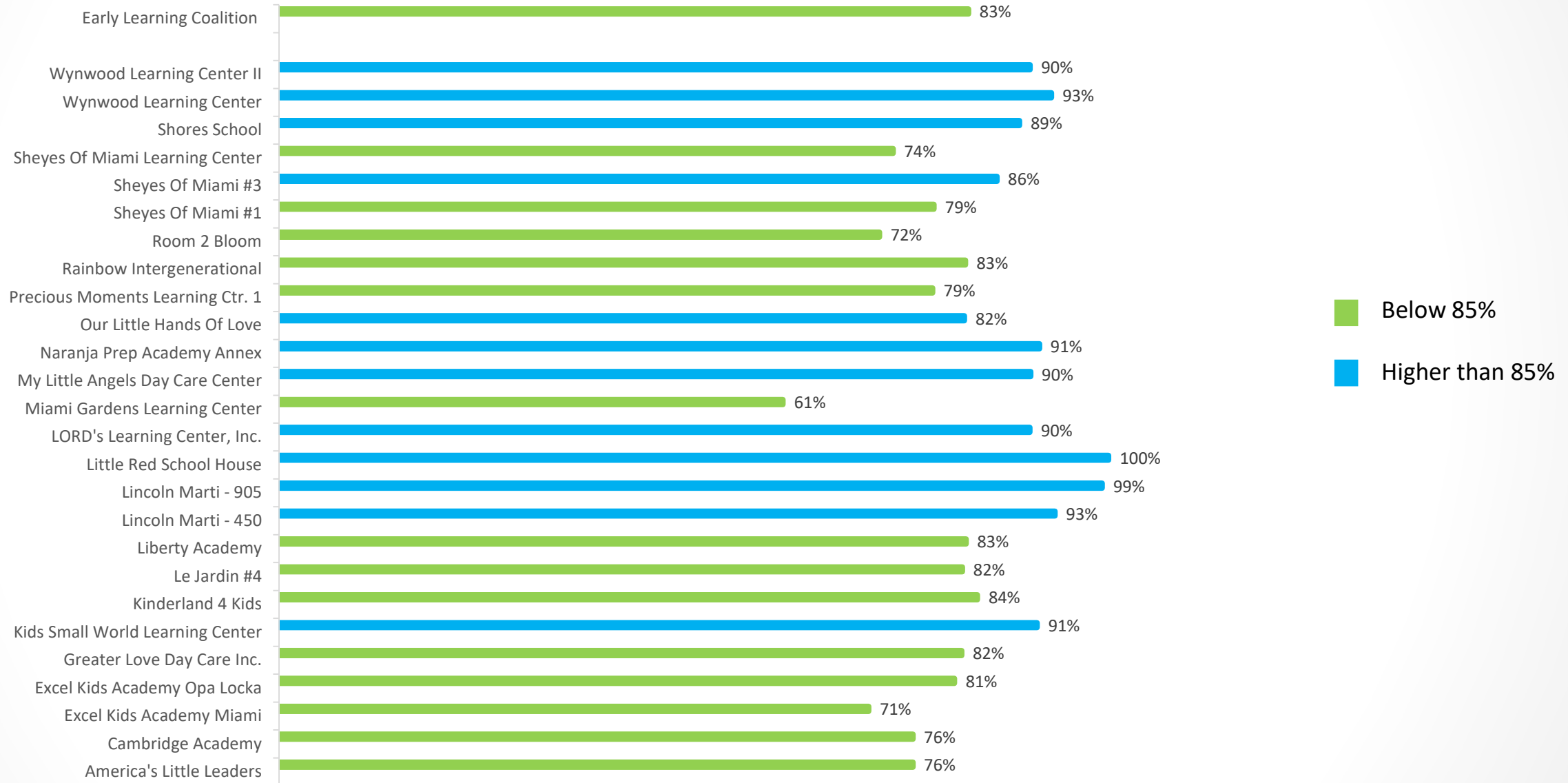
Enrollment

Categories	June 2017 Enrollment	July 2017 Enrollment	August 2017 Enrollment
EHS Only Enrollment	483 (65%)	467 (62%)	494 (67%)
Dual Enrollment	263 (35%)	283 (38%)	241 (33%)
Total Enrollment	746	750	735

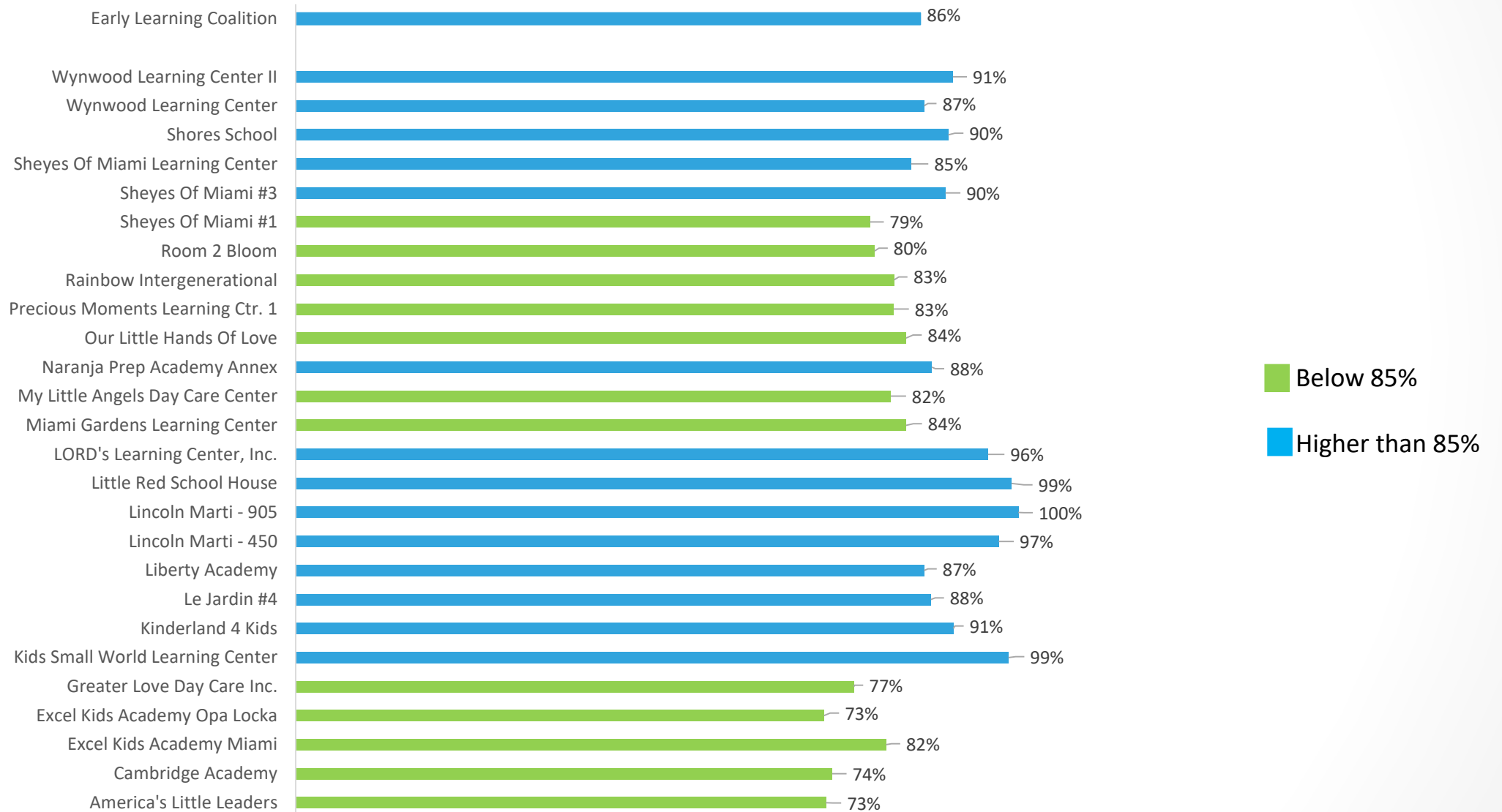
June 2017 Average Attendance



July 2017 Average Attendance



August 2017 Average Attendance



June 2017 Meals

Center	Breakfast		Lunch		Snack	
America's Little Leaders	210	99%	212	100%	212	100%
Cambridge Academy	518	100%	518	100%	518	100%
Excel Kids Academy Miami	729	100%	729	100%	729	100%
Excel Kids Academy Opa Locka	484	100%	484	100%	484	100%
Greater Love Day Care Inc.	272	96%	282	100%	282	100%
Kids Small World Learning Center	593	97%	609	100%	608	100%
Kinderland 4 Kids	308	99%	308	99%	308	99%
Le Jardin #4	583	99%	587	99%	557	94%
Liberty Academy	734	100%	733	100%	733	100%
Lincoln Marti - 450	1,232	92%	1,252	94%	1,252	94%
Lincoln Marti - 905	313	100%	313	100%	313	100%
Little Red School House	528	100%	528	100%	527	100%
LORD's Learning Center, Inc.	331	100%	331	100%	331	100%

Center	Breakfast		Lunch		Snack	
Miami Gardens Learning Center	318	94%	324	95%	318	94%
My Little Angels Day Care Center	400	89%	407	91%	391	87%
Naranja Prep Academy Annex	181	94%	191	99%	181	94%
Our Little Hands Of Love	281	98%	281	98%	285	100%
Precious Moments Learning Ctr. 1	725	97%	744	99%	731	97%
Rainbow Intergenerational Room 2 Bloom	232	81%	285	100%	285	100%
Room 2 Bloom	928	96%	967	100%	966	100%
Sheyes Of Miami #1	575	100%	575	100%	575	100%
Sheyes Of Miami #3	435	98%	441	100%	440	100%
Sheyes Of Miami Learning Center	668	95%	697	100%	692	99%
Shores School	586	99%	592	100%	591	100%
Wynwood Learning Center	479	99%	485	100%	473	97%
Wynwood Learning Center II	784	100%	783	100%	783	100%

July 2017 Meals

Center	Breakfast		Lunch		Snack	
America's Little Leaders	183	100%	183	100%	182	99%
Cambridge Academy	366	100%	366	100%	366	100%
Excel Kids Academy Miami	655	100%	655	100%	655	100%
Excel Kids Academy Opa Locka	390	100%	390	100%	390	100%
Greater Love Day Care Inc.	250	97%	256	100%	257	100%
Kids Small World Learning Center	566	99%	569	100%	569	100%
Kinderland 4 Kids	262	98%	267	100%	265	99%
Le Jardin #4	523	99%	522	99%	502	95%
Liberty Academy	662	100%	662	100%	662	100%
Lincoln Marti - 450	1,047	92%	1,066	94%	1,065	94%
Lincoln Marti - 905	301	100%	301	100%	301	100%
Little Red School House	479	100%	479	100%	479	100%
LORD's Learning Center, Inc.	289	100%	289	100%	289	100%

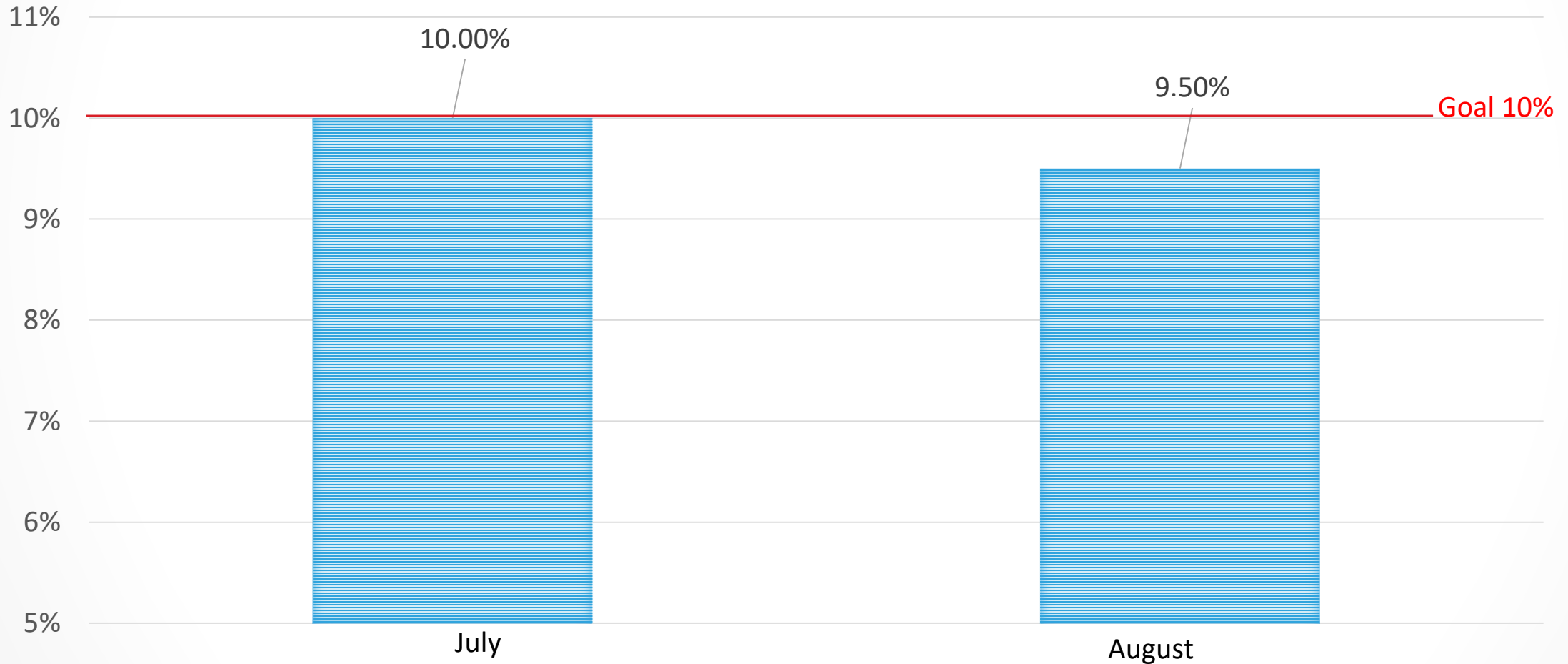
Center	Breakfast		Lunch		Snack	
Miami Gardens Learning Center	288	99%	281	97%	284	98%
My Little Angels Day Care Center	368	85%	405	93%	398	92%
Naranja Prep Academy Annex	181	94%	192	99%	168	87%
Our Little Hands Of Love	263	100%	262	100%	258	98%
Precious Moments Learning Ctr. 1	622	99%	628	100%	619	98%
Rainbow Intergenerational Room 2 Bloom	198	79%	251	100%	251	100%
Room 2 Bloom	890	100%	890	100%	890	100%
Sheyes Of Miami #1	505	100%	505	100%	505	100%
Sheyes Of Miami #3	383	99%	386	100%	386	100%
Sheyes Of Miami Learning Center	546	93%	584	100%	579	99%
Shores School	562	98%	571	100%	571	100%
Wynwood Learning Center	443	99%	446	100%	432	97%
Wynwood Learning Center II	721	100%	721	100%	720	100%

August 2017 Meals

Center	Breakfast		Lunch		Snack	
America's Little Leaders	200	100%	200	100%	198	99%
Cambridge Academy	392	100%	392	100%	392	100%
Excel Kids Academy Miami	900	100%	900	100%	900	100%
Excel Kids Academy Miami Gardens	353	100%	353	100%	353	100%
Greater Love Day Care Inc.	248	100%	248	100%	248	100%
Kids Small World Learning Center	571	99%	577	100%	577	100%
Kinderland 4 Kids	332	99%	334	100%	327	98%
Le Jardin #4	645	100%	643	99%	630	97%
Liberty Academy	767	99%	768	99%	762	98%
Lincoln Marti - 450	1,154	93%	1,154	93%	1,153	93%
Lincoln Marti - 905	325	100%	325	100%	325	100%
Little Red School House	525	100%	526	100%	523	99%
LORD's Learning Center, Inc.	366	100%	367	100%	363	99%

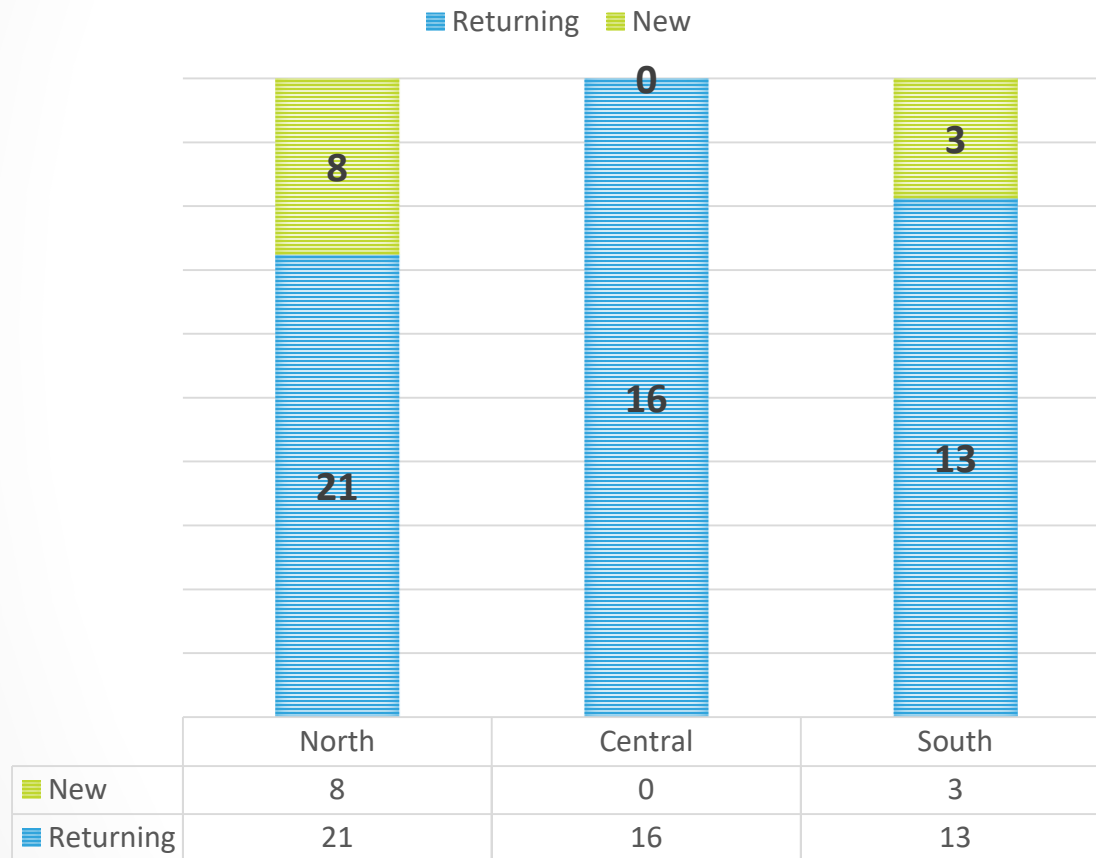
Center	Breakfast		Lunch		Snack	
Miami Gardens Learning Center	461	99%	465	99%	463	99%
My Little Angels Day Care Center	448	100%	448	100%	448	100%
Naranja Prep Academy Annex	235	97%	242	100%	208	86%
Our Little Hands Of Love	305	100%	305	100%	305	100%
Precious Moments Learning Ctr.	726	99%	725	99%	691	94%
Rainbow Intergenerational	262	86%	303	100%	302	100%
Room 2 Bloom	1,117	100%	1,117	100%	1,117	100%
Sheyes Of Miami #1	575	100%	575	100%	575	100%
Sheyes Of Miami #3	479	99%	482	100%	482	100%
Sheyes Of Miami Learning Center	743	100%	744	100%	744	100%
Shores School	651	97%	670	100%	670	100%
Wynwood Learning Center	474	99%	480	100%	457	95%
Wynwood Learning Center II	834	100%	834	100%	834	100%

Percentage of Identified Children with Special Needs



Education

MDC Projected Fall Enrollment



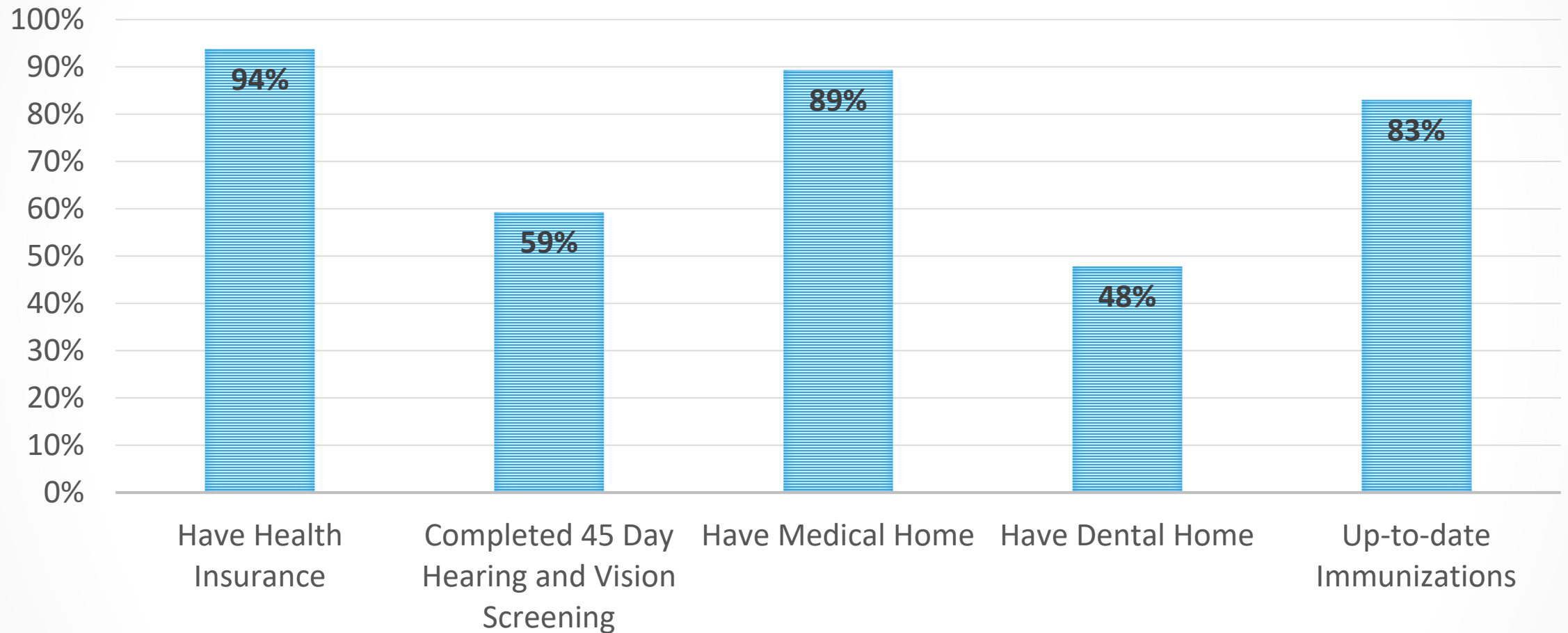
Upcoming Trainings

- Teaching Strategies Gold
 - English: October 21 and November 4
 - Spanish: October 7 and 21
- Coaching to Fidelity (for Creative Curriculum)
 - October 5 and 6
- EHS Teaching Staff Professional Development Day
 - October 27

Health

2017-2018 SCHOOL YEAR

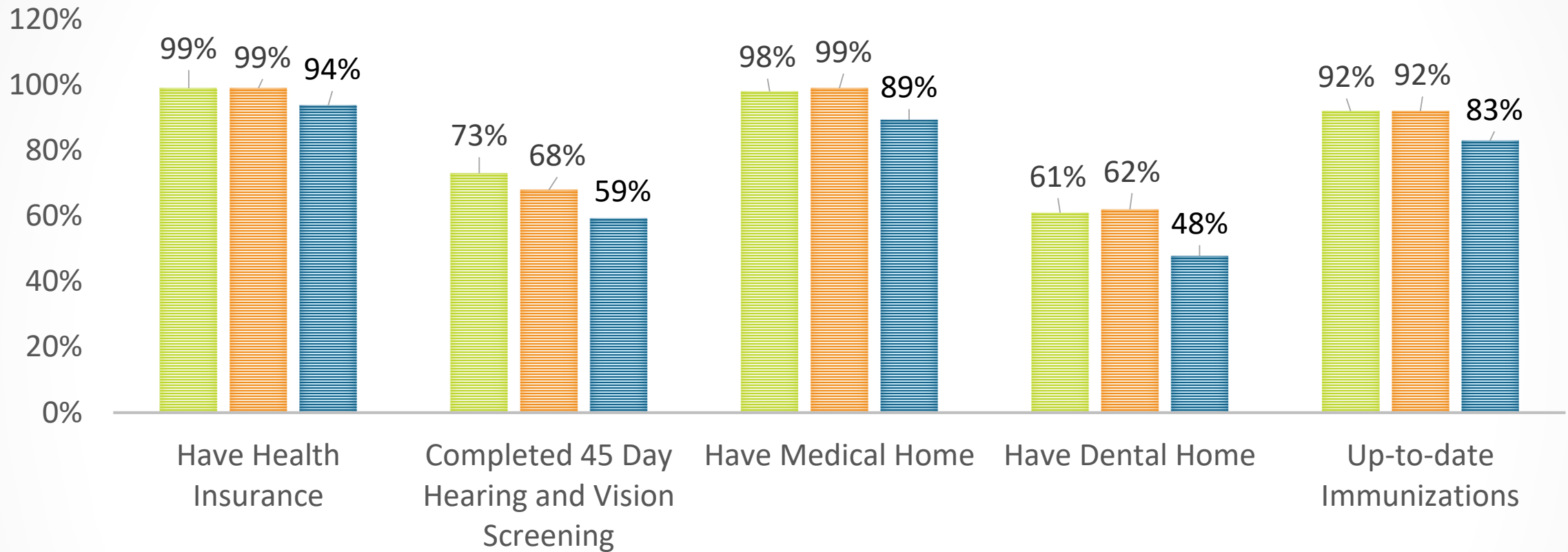
■ August 2017



Note: Percentages represent information obtained within the first 30 calendar days of school. Family Advocates are continually working to educate parents on the importance of receiving the required medical and dental services.

Health

■ June 2017 ■ July 2017 ■ August 2017.



Note: Percentages drop in August due to high number of new families entering the program year. Family Advocates work to educate parents on the importance of receiving the required medical and dental services. The 45-day screenings dropped 5% in July due to children leaving and new children being enrolled during the end of the school year. New enrollees (8% of total enrollment) enrolled in the program between the last 2 weeks of June through July. There were less than 45 days to obtain the screenings.

Seals on Wheels

Seals on Wheels is a mobile dental program that provides preventive dental care to childcare centers in Miami-Dade County in an effort to reduce oral health disparities. Oral screenings, fluoride varnishes and oral hygiene instructions are provided to children 0-5 years of age at no charge.*



- Schools visited in July and August
 - Greater Love
 - Our Little Hands of Love
 - Precious Moments
 - Room 2 Bloom
- Total Children
 - EHS: 47
 - Non-EHS: 14

*Source: http://miamidade.floridahealth.gov/programs-and-services/clinical-and-nutrition-services/womens-health/women_dental/index.html

Health—August Updates

- Parent Orientation and Health Fair
 - July 26 for the South families
 - 50 parents in attendance
 - August 9th for the North Miami families
 - 89 parents in attendance
 - August 15th for the Central families
 - 22 parents in attendance
 - Participating Partners
 - Children of Inmates
 - Community Health of South Florida (CHI)
 - Florida City Police Department
 - Healthy Start Coalition
 - Housing Opportunities
 - Jessie Trice Community Health Center
 - Miami-Dade Public Library System
 - Poison Control
 - Single Stop at Miami-Dade College
 - Women, Infants, and Children Program



Family Services Success Program Information Report (PIR)

Event	Total Completed
Families that completed high school or were awarded a General Equivalency Diploma (GED) during the program year	207
Families that received asset building services	455
Father's involved in child's Head Start child development experiences	231
Father's involved in the goal setting process	192



Miami-Dade/Monroe

EARLY CHILDHOOD

PROFESSIONAL DEVELOPMENT
INSTITUTE

A division of the Early Learning Coalition of Miami-Dade/Monroe

Lidia Clarke, Managing Director

Strategic Plan Priority Initiative:

- Educate All
- Neediest Children
- Providers



The Children First Conference, scheduled for September 8-9, 2017 was cancelled due to Hurricane Irma.

The Children First Conference is moving to spring/summer 2018.




ELC Around Town

Strategic Plan Priority Initiative:

- **Educate All**

Macaroni Kids Back to School Fair (8/5/2017)

- Early Learning Coalition staff joined Macaroni Kids at West Kendal Toyota during a back to school fair. Staff gave books to children and shared Early Learning Coalition services.



The August ELC Café was streamed live on Facebook!



MILLENNIALS: SETTING THE RECORD STRAIGHT

Deemed the "Me Me Me Generation" by Time Magazine, millennials are said to be entitled, praise-hungry, and obsessed with technology. But, with millennials as the largest living generation in the U.S., can they be so swiftly written off with a sweeping generalization? Are they really the enigma that so many of us perceive? Join the ELC as we separate fact from fiction and dissect the mystery that is the millennial generation.

PANELISTS

Evian White De Leon
Executive Vice President of Strategic Partnerships and Programs
Miami Beach Community Health Center

Chris Caines
Interim Program Director/Miami
Knight Foundation

Rob Biskupic-Knight
Executive Director
Engage Miami and the Engage Miami Civic Fund

Robert Holroyd
Government Affairs Manager
Children's Services Council of Broward County

Gladys Ramirez
Community Engagement Coordinator
Institute of Contemporary Art, Miami

Tevin Smikle
Account Executive
iHeartMedia

Da'ija Barnard
Public Ally
Catalyst Miami

Networking lunch

Learn something new!

Change the world!

Join the Early Learning Coalition as we raise awareness and connect members of the community. Business card exchange and raffle.

Thursday, August 17, 2017
11:30 a.m.- 1:30 p.m.

David Lawrence Jr.
Community Meeting Room
Early Learning Coalition of Miami-Dade/Monroe
2555 Ponce De Leon, Suite 500
Coral Gables, FL 33134

RSVP to Yuzrell Marinéez
ymarin@elc.miamid.org or call 305-640-7220 x2265

Register to participate at <http://trainings.elc.miamid.org>

Lunch is generously
sponsored by **CHILDCRAFT**
A Good Growth Culture



Hurricane Irma



@ELCMDM Pres. Evelio Torres, Polly Sanning & Sarah Thompson @SavetheChildren head to Keys with needed supplies for child care providers.



10:44 AM - 19 Sep 2017




- The Early Learning Coalition participated in recovery efforts for providers in Miami-Dade and Monroe.
- President and CEO Evelio Torres along with staff members, Milton Silvera and Miguel Alfonso with a fully stocked pick-up truck with supplies for Monroe County providers.

Monroe Providers Impacted by Hurricane Irma



Early Learning Coalition partners with Miami-Dade Family Learning Partnership and Aventura Mall to collect supplies for families affected by Hurricane Irma





OFFICE OF
Early Learning
LEARN EARLY. LEARN FOR LIFE.

Jumpstart

Read for the Record

October 14th – 21st
Read for the Record® week