



BOARD OF DIRECTORS MEETING
August 7, 2017 8:00 a.m.
ELC Board Room

- | | | |
|------|--|----------------|
| I. | Welcome & Introductions | Adrian Alfonso |
| | A. Roll Call | |
| I. | Approval of Minutes | Adrian Alfonso |
| | A. Motion to approve the June 2017 Board of Directors Meeting minutes. (pg. 4) | |
| II. | Chairman's Report | Adrian Alfonso |
| III. | Executive Committee Meeting | Adrian Alfonso |
| | A. Legal Services Candidates Interviews | |
| | i. Shutts & Bowen, LLP | |
| | ii. Gunster, Yoakley & Stewart, P.A | |
| | iii. Klein, Glasser Park & Lowe, P.L | |
| | iv. Lehtinen, Schultz, Riedi, Catalano, De La Fuente, PLLC | |
| | B. Lease/ Lease Evaluation Committee | |
| | C. Board of Director's Pledge (pg. 9) | |
| IV. | Finance Committee Report (Consent Agenda) | Adrian Alfonso |
| | A. Resolution 08072017-01 (Authorize the President and CEO to release a Request for Proposal for Human Resource Services Management System and Payroll Services. pg. 10) | |
| | B. Resolution 08072017-02 (Authorize the President and CEO to release a Request for Proposal for Janitorial Services. pg. 13) | |
| | C. Resolution 08072017-03 (Authorize the President and CEO to release an ITN for IT Equipment. pg. 16) | |
| | D. Resolution 08072017-04 (Authorize the President and CEO to release an ITN for Office Supplies. pg. 19) | |
| | E. Slot Utilization | |
| | i. Miami Dade County (pg. 22) | |
| | ii. Monroe County (pg. 24) | |
| | iii. EHS (pg. 26) | |
| | iv. Title V/Refugee (pg. 28) | |
| | F. EHS Credit Card Expenditure Report (pg. 30) | |

Mission: To promote high-quality school readiness, voluntary pre-kindergarten and after school programs, thus increasing all children's chances of achieving future educational success and becoming productive members of society. The Coalition seeks to further the physical, social, emotional and intellectual needs of Miami-Dade and Monroe County children with a priority toward the ages before birth through age 5.



V.	Programs & Policy Committee Report	Judy Schaechter
	A. Program Performance Summary Report (pg. 31)	
	B. Federal Food Program (pg. 41)	
	C. Professional Development Institute (pg. 44)	
VI.	Strategic Planning Committee Report	Loreen Chant
	A. Strategic Plan (pg. 47)	
VII.	Legislative Committee Meeting	Alex Soto
	A. Legislative Agenda (pg. 48)	
VIII.	Guns, Drugs & Money	Judy Schaechter
IX.	KIVITT	Grace Turiano/Kelly Penton
X.	CEO Report	Evelio Torres
XI.	Public Comments	Adrian Alfonso
XII.	Adjourn	Adrian Alfonso

Mission: To promote high-quality school readiness, voluntary pre-kindergarten and after school programs, thus increasing all children's chances of achieving future educational success and becoming productive members of society. The Coalition seeks to further the physical, social, emotional and intellectual needs of Miami-Dade and Monroe County children with a priority toward the ages before birth through age 5.

Name	2017						2018						Absences
	July 11 (Executive Committee Meeting)	Aug. 7	Sept. 5 (Annual Meeting)	Oct. 2	Nov. 6 (Executive Committee Meeting)	Dec. 4	Jan (no meeting)	Feb. (TBD)	Mar. (TBD)	April (TBD)	May (Executive Committee Meeting)	June (TBD)	
Alfonso, Adrian	P												0
Axford, Theresa													0
Beasley, Roderick E.													0
Benford, Russell	P												0
Bruno, Matthew													0
Carruthers, Heather													0
Chant, Loreen													0
Diaz, Marisol													0
Eadie, Robert	TP												0
Eckstein, Alan													0
Fagundo, Shaleen													0
Ferradaz, Gilda	TP												0
Gassman, Philip													0
Haj, James													0
Montes, Gladys													0
Rodriguez, Abilio													0
Schaechter, Judy													0
Soto, Alexander													0
Schwartz, Gerald K.													0
TOTAL PRESENT	4	0	0	0	0	0	0	0	0	0	0	0	
TOTAL EXCUSED	0	0	0	0	0	0	0	0	0	0	0	0	
TOTAL ABSENT	0	0	0	0	0	0	0	0	0	0	0	0	

Legend
P= Present
TP= Telephone
A= Absent
E= Excused
Rep= Representative on behalf of

revised 6.26.17



Minutes

Board of Directors Meeting
June 5th, 2017; 8:00 a.m.
ELC Board Room

Board Attendees: Adrian Alfonso; James Haj; Theresa Axford; Rick Beasley; Russell Benford; Tina Carroll-Scott; Heather Carruthers (via conference call); Shaleen Fagundo (via conference call); Bob Eadie; Gilda Ferradaz; David Lawrence; Judy Schaechter; Alex Soto; Gerald Schwartz; Alan Eckstein; Mara Zapata; Gladys Montes; Loreen Chant; Matthew Bruno; Marisol Diaz

Board Absentees: Philip Gassman; Abilio Rodriguez

Staff Attendees: Evelio Torres (President/CEO); Lisa Sanabria; Jackye Russell; Mercy Castiglione; Tammy Garcia; Michelle Meilan; Belkis Torres; Wilfredo Ayala; Kerry Allen; Diana Ragbeer; Pam Hollingsworth; Sandra Gonzalez; Angelo Parrino; Miguel Alfonso; Fred Hicks; Ana Rodriguez; Anabelle Espinosa; Lidia Clarke; Trish Turner; Lisney Badillo; Alex Sanchez; Jose Hernandez; Belinda Jeanty; Nichelle Calhoun; Victor Caballero

General Attendees: Santiago Echemendia (Board Counsel); Daniela Foerch (FIU); Jackie Romillo (Citrus Health); Joe Centorino (Commissions of Ethics);

I. Welcome and Introductions

Adrian Alfonso

- A. Alfonso called the meeting to order and welcomed everyone.
- L. Sanabria called roll and a quorum was established with nineteen (18) voting members.
- A. Alfonso stated that the Children First Conference will be held September 8 & 9 at the Airport Double Tree Hotel. Registration for the event is now open and there will be various featured speakers.
- A. Alfonso congratulated the ELC Foundation Board for the successful "All in Charity Poker Night". The event generated more than \$7,000 that will be used to provide scholarships for children of working parents between the ages of 0 – 5.
- A. Alfonso stated that on Thursday June 8, 2017, the ELC has a planned event to showcase the "ELC Train". The train is wrapped to emphasize the importance of early education and to promote the Unplug & Connect campaign. Participants will board the train at the Dadeland South Station for the short ride to Government Center Station. Staff will distribute books to children and parents and advise on ways to prevent the summer learning loss that often occurs when children are out of school for summer break. The theme is "Read and Ride" and is in joint partnership with the Miami-Dade County Transportation and Public Works. There will be a short ceremony at the Government Center Station at noon. All board members are invited to attend the event and ride the train as well.

II. Approval of Minutes

Adrian Alfonso

- A. Alfonso called for the approval of the meeting minutes from April, 2017.
 - M. Zapata moved to approve the minutes.



- T. Axford seconded the motion.
- Motion was passed unanimously.

III. Executive Committee Report

Adrian Alfonso

- Resolution 05012017-01 Authorize the President and CEO to negotiate and execute the lease listed within the background section of this resolution, adding all applicable funding sources for Monroe and shared services as allowed under funders' guidelines. Fiscal Impact: A total amount of approximately \$7,260.00 for fiscal year 2017-2018, which is subject to the availability of funding. Funding Source: All Applicable Funding Sources for Monroe
- Resolution 05012017-02 authorize the President and CEO to receive funds from the Ocean Reef Community Foundation for the Monroe Early Childhood Conference. Fiscal Impact: The grant amount is approximately \$7,000.00, which is subject to the availability of funding. Funding Source: Ocean Reef Community Foundation
- Resolution 05012017-03 authorize the President and CEO to negotiate, execute and receive funds from the School Board of Monroe County for the Teenage Parent Program (TAP). Fiscal Impact: A total amount of approximately \$55,000.00 for fiscal year 2017-2018, which is subject to the availability of funding. Funding Source: The School Board of Monroe County, Florida
- Resolution 05012017-04 authorize the President and CEO to negotiate, execute and receive funds for the Florida Child Care Executive Partnership (CCEP) Match contract. Fiscal Impact: A total amount of approximately \$480,000.00 for fiscal year 2017-2018, which is subject to the availability of funding. Funding Source: The Children's Trust.
- Resolution 05012017-05 authorize the President and CEO to negotiate, receive funds and execute the contract with The Children's Trust for Quality Rating Improvement System ("QRIS"). Fiscal Impact: A total amount of approximately \$4,200,000.00 for fiscal year 2017-2018, which is subject to the availability of funding. Funding Source: The Children's Trust.
- Resolution 05012017-06 authorize the President and CEO to submit the attached application to negotiate and execute the contract, and receive funds for the Early Head Start Program. Fiscal Impact: The total award is approximately \$9,694,650.00 for program year 2017-2018. Funding Source: The Department of Health and Human Services, Administration for Children and Families.
- Resolution 05012017-07 authorize the President and CEO to release a Request for Proposal for Parenting Education for Miami-Dade and Monroe Counties. Fiscal Impact: An approximate amount of \$200,000.00 for fiscal year 2017-2018, which is subject to the availability of funding. Funding Source: U.S Department of Health and Human Services, Administration for Children and Families (Miami-Dade), The Children's Trust (Miami-Dade), Florida Office of Early Learning (Miami-Dade and Monroe).
- Resolution 05012017-08 authorize the President and CEO to release a Request for Proposal for an Online Professional Development Program and Training for Classroom Assessment Scoring System (CLASS) for Miami-Dade and Monroe Counties. Fiscal Impact: An approximate amount of \$60,000.00 for fiscal year 2017-2018, which is subject to the availability of funding. Funding Source: U.S Department of Health and Human Services, Administration for Children and Families (Miami-Dade), Florida Office of Early Learning (Miami-Dade and Monroe), and The Children's Trust (Miami-Dade).
 - Motion to approve resolution as a block by A. Eckstien.
 - Motion seconded by M. Zapata.
 - Motion was unanimously passed
 - S. Echemendia (Board Counsel) stated that J. Haj did not need to recuse because funds were not received.



IV. Audit Committee Report

Adrian Alfonso

- A. Alfonso stated that they received the audit results from Harvey, Covington & Thomas and there was no findings.
 - Motion to approve audit results by R. Beasley.
 - Motion seconded by A. Eckstein.
 - Motion was unanimously passed.

V. Finance Committee Report

Gladys Montes

- Resolution 06052017-01 Authorize the President and CEO to apply to, negotiate, execute and receive funds from the grantors listed in the background of this resolution for fiscal year 2017-2018 in the approximate amount of \$2,973,489.00. Fiscal Impact: A total approximate amount of \$2,973,489.00 for fiscal year 2017-2018, which is subject to availability of funding. Funding Source: The School Board of Miami Dade County, FL, Department of Children and Families, Bainum Family Foundation, the Nemours Foundation, University of Florida Board of Trustees.
- Resolution 06052017-02 Authorize the President and CEO to negotiate, execute and receive funds from University of South Florida Board of Trustees and Office of Early Learning, for Home Instruction for the Parents of Preschool Youngsters in Collier County (HIPPPY). Fiscal Impact: The grant is approximately \$80,000.00 for fiscal year 2017-2018, subject to availability of funding. Funding Source: University of South Florida Board of Trustees.
- Resolution 06052017-03 Authorize the President and CEO to negotiate, execute and receive funds from the University of South Florida Board of Trustees for Home Instruction for the Parents of Preschool Youngsters in Monroe County (HIPPPY). Fiscal Impact: The grant is approximately \$70,000.00 for fiscal year 2017-2018, subject to availability of funding. Funding Source: University of South Florida Board of Trustees.
- Resolution 06052017-04 Approval of the Evaluation Committee's recommendation of the selected vendor for ITN #ELCMDM2017-06 (Food Catering Services). Also, authorize the President and CEO to negotiate and execute a contract with the selected vendor. Fiscal Impact: An approximate amount of \$50,104.00 for fiscal year 2017-2018, which is subject to the availability of funding. Funding Source: The U.S Department of Health and Human Services, Administration for Children and Families, The Nemours Foundation, The Children's Trust and the Health Foundation.
- Resolution 06052017-05 Authorize the President and CEO to release a Request for Proposal for Early Head Start children's vision and hearing testing and medical/dental trainings for Early Head Start parents, childcare providers, and staff. Fiscal Impact: An approximate amount of \$75,000.00 for fiscal year 2017-2018, which is subject to the availability of funding. Funding Source: U.S. Department of Health and Human Services, Administration for Children and Families..
- Resolution 06052017-06 Authorize the President and CEO to request a Non-Federal Share Waiver from the U.S. Department of Health and Human Services for the Early Head Start Grant in the approximate amount of \$3,426,274.00. Fiscal Impact: An approximate amount of \$3,426,274.00 for fiscal year 2016-2017, which is subject to the availability of funding. Funding Source: U.S. Department of Health and Human Services, Administration for Children and Families..
- Resolution 06052017-07 Authorize the President and CEO to request a Budget Revision for the Early Head Start Grant. Fiscal Impact: No Impact. Request is to move line items. This request is contingent upon approval of the Carry Over Balance from 2015-2016 program year. Funding Source: U.S. Department of Health and Human Services, Administration for Children and Families.
- Resolution 06052017-08 to approve the Early Learning Coalition's Initial Annual Budget for fiscal year 2017-2018. Fiscal Impact: A total approximate amount of \$193,867,182.00 for fiscal year 2017-2018, which is subject to availability of funding. Funding Source: All Funding Sources



- Resolution 06052017-09 Authorize the President and CEO to apply for one percent (1%) Cost of Living Adjustment (COLA) funds from the U.S. Department of Health and Human Services for the Early Head Start Grant. Fiscal Impact: An approximate amount of \$94,622.74 for fiscal year 2017-2018, which is subject to the availability of funding. Funding Source: U.S Department of Health and Human Services, Administration for Children and Families.
- Resolution 06052017-10 Approval of the Evaluation Committee's recommendation to award contract for RFP#ELCMDM2017-07 (Parenting Education) to the selected vendor. Also, authorize the President and CEO to negotiate and execute a contract with the selected vendor. Fiscal Impact: An approximate amount of \$200,000.00 for fiscal year 2017-2018, which is subject to the availability of funding. Funding Source: U.S Department of Health and Human Services, Administration for Children and Families (Miami-Dade), The Children's Trust (Miami-Dade), Florida Office of Early Learning (Miami-Dade and Monroe).
 - Motion to approve resolution as a block by A. Eckstien.
 - Motion seconded by T. Axford.
 - Motion was unanimously passed.

VI. Programs & Policy Committee Report

- J. Schaechter stated that the current sliding fee scale was reviewed by the committee and needs approval by board.
 - Motion to approve sliding fee scale by T. Axford.
 - Motion seconded by A. Eckstein.
 - Motion was unanimously passed.

VII. Nominating Committee Report

Mara Zapata

- M. Zapata stated that the Nominating Committee met on June 1st and approved Gerald Schwartz and Bob Eadie to serve a second term.
 - Motion to approve the second terms for Gerald Schwartz and Bob Eadie by A. Eckstein.
 - Motion seconded by R. Beasley.
 - Motion was unanimously passed.

VIII. Provider Services Committee Meeting

Rick Beasley

- R. Beasley stated that The Learning Nest Academy had a monitoring conducted at and it was found that the level 2 Background Screening Form was not in the following employee file, Nirva Joseph. The director stated that the background screenings have been submitted but the results have not been received. After reviewing the case the Hearing Committee recommended to recommended to place the provider's on a 6 month Corrective Action Plan with the following restrictions: 1) During this time they are not to receive any class 1 violations or class 2 violations, if received they forfeit their right to appeal 2) the immediate removal of Nirva Joseph (teacher) until the background screening is received 3) If the screening is not cleared the case will be revisited 4) ELC will conduct monitoring to ensure Nirva Joseph is not at the school.
- R. Beasley stated that Miss Carusi Learning Center was placed on a corrective action plan for a period of 6 months. During this probationary period the provider received 4 class 2 violations on February 3rd, 2017 and 1 class 2 violation on March 9th, 2017. On March 31st, 2017 DCF removed the class2 violation dated 03/09/2017. The director stated that the letter sent to her referencing the results of her hearing did not stipulate that she was waiving her right to appeal. The Hearing Committee recommended to recommended to extend the providers Corrective Action Plan by 6 months and advised the provider that during this time they are not to receive any class 1 violations or class 2 violations, if received they forfeit their right to appeal.



- R. Beasley stated that a monitoring was conducted by Loss Prevention and they found that during the time Ms. Yuliet Hernandez received School Readiness funding for her child, she failed to report that she and the “absent parent”, Yomankis Alvarez, were both owners of Happy Children Academy. Therefore, falsifying/omitting full household income to the School Readiness Program. Mr. Alvarez stated that his ex-wife had forged his signatures on letters submitted to the ELC but he was willing to assume responsibility and pay the restitution on her behalf. When questioned about Yuliet Hernandez begin part owner of Happy Children Academy, Mr. Alvarez stated that he had put his ex-wife’s name on the business so if something were too happened to him she would inherit the business. After hearing the case he Hearing Committee recommended to terminate the provider’s contract for 5 years.
- R. Beasley stated that Reagan Educational Academy was placed on a corrective action plan for a period of 6 months. During this probationary period the provider received 2 class 2 violations. Provider was granted a motion to reconsider their termination. The Provider advised the Review Hearing Committee that they had appealed the violations with DCF. The Committee decided to postpone the case until we received notification from DCF for the determination of the Provider’s appeal. The director Isis Garcia Martinez paid the fine not realizing that this was equivalent to admitting guilt. The Hearing Committee recommended to recommended to extend the providers Corrective Action Plan by 12 months and advised the provider that during this time they are not to receive any class 1 violations or class 2 violations, if received they forfeit their right to appeal.

IX. Anti-Fraud Plan

Ana Rodriguez

- A. Rodriguez present the new anti-fraud plan.
 - Motion to approve the anti-fraud plan by G. Schwartz.
 - Motion seconded by A. Eckstein.
 - Motion was unanimously passed.

I. CEO Report/Presentations

- a. Ethics Training
- b. CEO Report

Joseph Centorino
Evelio Torres

http://www.elcmdm.org/about_us/Board/minutes/Board/CEO%20report/CEOR06052017.pdf

II. Public Comments

Adrian Alfonso

III. Adjourn

Adrian Alfonso



**EARLY LEARNING COALITION OF MIAMI-DADE/MONROE, INC.
2555 Ponce de León Boulevard, Suite 500
Coral Gables, Florida 33134**

PLEDGE AGREEMENT

I, _____, understand that as a member of the Board of Directors of the Early Learning Coalition of Miami-Dade/Monroe, Inc. (the "Coalition"), I have a fiduciary obligation to act in the best interests of the Coalition. I hereby pledge and agree that, while I am a Director of the Coalition and for a period of 2 years after the expiration of my term as Director of the Coalition, I will not directly or indirectly take any action adverse to the Coalition, or represent any third parties in any action or matter adverse to the Coalition.

Accepted and agreed:

Print Name:

Signature:

Date:



Early Learning Coalition Board of Directors Meeting
August 7, 2017
Resolution: 08072017-01

Action Requested: Authorize the President and CEO to release a Request for Proposal for Human Resource Services Management System and Payroll Services.

Fiscal Impact: The contract is for an approximate amount of \$120,000.00, which is subject to the availability of funding.

Funding Source: All Funding Sources

- Strategic Goal:**
- | | |
|--|---|
| <input type="checkbox"/> Neediest Children | <input type="checkbox"/> Providers |
| <input type="checkbox"/> Youngest Children | <input checked="" type="checkbox"/> Internal Capacity |
| <input type="checkbox"/> Educate All | <input type="checkbox"/> Funding |

Resolution: 08072017-01

AUTHORIZE THE PRESIDENT AND CEO TO RELEASE A REQUEST FOR PROPOSAL FOR HUMAN RESOURCE SERVICES MANAGEMENT SYSTEM AND PAYROLL SERVICES.

WHEREAS, the Board of the Early Learning Coalition of Miami-Dade/Monroe, Inc. (the "Board") has been apprised of the program goals through the attached narrative, hereby incorporated by reference, and the Finance Committee is in agreement with the goals described therein;

WHEREAS, the Finance Committee recommends approving this action and has presented said action to the Board for adoption and approval;

WHEREAS, the Board approves the adoption of this action;

NOW, THEREFORE, be it resolved by the Board that the President and CEO is authorized to release a Request for Proposal for Human Resource Services Management System and Payroll Services.

The foregoing resolution and attachment was offered by _____, who moved its approval. The motion was seconded by _____, and upon being put to a vote, the vote was as follows:
_____.

The vote was recorded as listed in the attached roll sheet.

The chairperson thereupon declared this resolution duly passed and adopted this 7th day of August, 2017.

EARLY LEARNING COALITION
OF MIAMI-DADE/MONROE, INC,

By: _____
Board Secretary

Background:

Throughout the 2016-2017 fiscal year, two Requests for Proposals were released for Human Resource Services Management System and Payroll Services. RFP #ELCMDM2016-09 was released on September 27, 2016. One proposal was received on October 14, 2016. After review by Legal

Counsel, the proposal was deemed non-responsive. On October 28, 2016, RFP #ELCMDM2016-11 was released as a second attempt to receive responsive proposals. One proposal was received on December 7, 2016. After review and consideration from legal counsel, the one proposal was deemed non-responsive. As a result, it was recommended that the Early Learning Coalition request authorization to cancel RFP #ELCMDM2016-11 Human Resource Services Management System and Payroll Services.

As a third attempt, the Early Learning Coalition is requesting to release another Request for Proposal for the 2017-2018 fiscal year.



Early Learning Coalition Board of Directors Meeting
August 7, 2017
Resolution: 08072017-02

Action Requested: Authorize the President and CEO to release a Request for Proposal for Janitorial Services.

Fiscal Impact: The contract is for an approximate amount of \$90,000.00, which is subject to the availability of funding.

Funding Source: All Funding Sources

- Strategic Goal:**
- | | |
|--|---|
| <input type="checkbox"/> Neediest Children | <input type="checkbox"/> Providers |
| <input type="checkbox"/> Youngest Children | <input checked="" type="checkbox"/> Internal Capacity |
| <input type="checkbox"/> Educate All | <input type="checkbox"/> Funding |

Resolution: 08072017-02

AUTHORIZE THE PRESIDENT AND CEO TO RELEASE A REQUEST FOR PROPOSAL FOR JANITORIAL SERVICES.

WHEREAS, the Board of the Early Learning Coalition of Miami-Dade/Monroe, Inc. (the "Board") has been apprised of the program goals through the attached narrative, hereby incorporated by reference, and the Finance Committee is in agreement with the goals described therein;

WHEREAS, the Finance Committee recommends approving this action and has presented said action to the Board for adoption and approval;

WHEREAS, the Board approves the adoption of this action;

NOW, THEREFORE, be it resolved by the Board that the President and CEO is authorized to release a Request for Proposal for Janitorial Services.

The foregoing resolution and attachment was offered by _____, who moved its approval. The motion was seconded by _____, and upon being put to a vote, the vote was as follows:
_____.

The vote was recorded as listed in the attached roll sheet.

The chairperson thereupon declared this resolution duly passed and adopted this 7th day of August, 2017.

EARLY LEARNING COALITION
OF MIAMI-DADE/MONROE, INC,

By: _____
Board Secretary

Background:

The Early Learning Coalition has grown in the scope of services provided to the community. The Early Learning Coalition has service centers in the North, Central and South Miami-Dade area. The service centers provide services to the Public including School Readiness eligibility services,

technical assistance for parents and providers, as well as other related services. Due to the growth, the expenditures on Janitorial Services has increased causing a need to release a request for Proposal.

The Early Learning Coalition currently has 14 locations in Miami-Dade and the locations below require external Janitorial Services, as some locations have Janitorial Services included in Lease Agreement.

Centers	Address
Headquarter	2555 Ponce de Leon Blvd, Suite 500, Coral Gables FL 33134
Central Service Center	3250 SW 3rd Ave First Floor, Miami FL 33129
Central 2nd Floor QC/Assessment	3250 SW 3 rd Ave, Suite 200, Miami FL 33129
South Call Center	18901 SW 106th Ave, Suite A234-235, Cutler Bay FL 33157
South Service Center Location	18951 SW 106th Ave Suite B206 to 210 (208 main entrance) Cutler Bay FL 33157
South Location	18901 SW 106 Ave Unit #231 Miami FL 33157
South Location II	18901 SW 106 Ave Unit #A-210 Miami FL 33157
South Location III	18901 SW 106 Ave Unit #A-246 Miami FL 33157
South Rede-Permanent Location	18901 SW 106 Ave Unit #A-246 Miami FL 33157
North Office	1515 NW 167th Street, Suite 320, Miami Gardens FL 33169
EHS Permanent Location	Edison Plaza 6269 NW 7th Avenue Miami, FL 33150
Warehouse	1819 NW 79 Ave, Doral FL 33126
Key Largo	103400 Overseas Highways, Suite 232, Key Largo FL 33037
Marathon	5800 Overseas Hwy, Marathon, FL 33050
Key West	1111 12th street, suite 206, Key West FL 33040
Satellite Locations Citrus Hialeah	551 West 51th place 2nd floor, Hialeah FL 33012
MDCPS- Neighborhood Resource Center	7900 NW 27th Ave Suite # F9, Miami FL 33147
Sant La, Haitian Neighborhood Center, Inc.	5000 Biscayne Blvd Suite #110 Miami FL 33137
Sant La, South Hub	900 NE 23 Avenue, Homestead FL 33033
HIPPY Program ELC of South Florida (NAPLES)	3050 North Horseshoe Drive, Unit 231, Naples, FL 34104
HIPPY Key-West	1111 12th street, suite 206, Key West FL 33040



Early Learning Coalition Board of Directors Meeting
August 7, 2017
Resolution: 08072017-03

Action Requested: Authorize the President and CEO to release an ITN for IT Equipment.

Fiscal Impact: The contract is for an approximate amount of \$1,300,000.00, which is subject to the availability of funding.

Funding Source: All Funding Sources

- Strategic Goal:**
- | | |
|---|---|
| <input type="checkbox"/> Neediest Children | <input checked="" type="checkbox"/> Providers |
| <input type="checkbox"/> Youngest Children | <input checked="" type="checkbox"/> Internal Capacity |
| <input checked="" type="checkbox"/> Educate All | <input type="checkbox"/> Funding |

Resolution: 08072017-03

AUTHORIZE THE PRESIDENT AND CEO TO RELEASE AN ITN FOR IT EQUIPMENT.

WHEREAS, the Board of the Early Learning Coalition of Miami-Dade/Monroe, Inc. (the "Board") has been apprised of the program goals through the attached narrative, hereby incorporated by reference, and the Finance Committee is in agreement with the goals described therein;

WHEREAS, the Finance Committee recommends approving this action and has presented said action to the Board for adoption and approval;

WHEREAS, the Board approves the adoption of this action;

NOW, THEREFORE, be it resolved by the Board that the President and CEO is authorized to release an ITN for IT Equipment.

The foregoing resolution and attachment was offered by _____, who moved its approval. The motion was seconded by _____, and upon being put to a vote, the vote was as follows:
_____.

The vote was recorded as listed in the attached roll sheet.

The chairperson thereupon declared this resolution duly passed and adopted this 7th day of August, 2017.

EARLY LEARNING COALITION
OF MIAMI-DADE/MONROE, INC,

By: _____
Board Secretary

Background:

Early Learning Coalition intends to release an ITN or to secure a State of Florida approved third party vendor to provide IT Equipment and Services for the Early Learning Coalition locations in Miami Dade and Monroe County.

Florida Office of Early Learning Guidance:

“Vendors on active state term contracts

- Have essentially been pre-screened by the State’s Department of Management Services (DMS).
- However, this does not replace or act as a substitute for procurement rules in place for federal/state grant programs (like SR and VPK). It simply gives your staff a chance to (a) shorten the list of initial vendors you contact and (b) use the pre-set terms/conditions applied by the state contract as ELC contract terms.
- The ELC must also still comply with other procurement documentation requirements, such as cost estimates and obtaining/documenting the right number/type of price quotes.”

Department of Management Services Guidance:

“The only way Early Learning Coalition of Miami Dade/Monroe can reference the State Term Contract when purchasing from awarded vendors is by adhering to all the terms of that contract...”



Early Learning Coalition Board of Directors Meeting
August 7, 2017
Resolution: 08072017-04

Action Requested: Authorize the President and CEO to release an ITN for Office Supplies.

Fiscal Impact: The contract is for an approximate amount of \$70,000.00, which is subject to the availability of funding.

Funding Source: All Funding Sources

- Strategic Goal:**
- | | |
|--|---|
| <input type="checkbox"/> Neediest Children | <input type="checkbox"/> Providers |
| <input type="checkbox"/> Youngest Children | <input checked="" type="checkbox"/> Internal Capacity |
| <input type="checkbox"/> Educate All | <input type="checkbox"/> Funding |

Resolution: 08072017-04

AUTHORIZE THE PRESIDENT AND CEO TO RELEASE AN ITN FOR OFFICE SUPPLIES.

WHEREAS, the Board of the Early Learning Coalition of Miami-Dade/Monroe, Inc. (the "Board") has been apprised of the program goals through the attached narrative, hereby incorporated by reference, and the Finance Committee is in agreement with the goals described therein;

WHEREAS, the Finance Committee recommends approving this action and has presented said action to the Board for adoption and approval;

WHEREAS, the Board approves the adoption of this action;

NOW, THEREFORE, be it resolved by the Board that the President and CEO is authorized to release an ITN for Office Supplies.

The foregoing resolution and attachment was offered by _____, who moved its approval. The motion was seconded by _____, and upon being put to a vote, the vote was as follows:
_____.

The vote was recorded as listed in the attached roll sheet.

The chairperson thereupon declared this resolution duly passed and adopted this 7th day of August, 2017.

EARLY LEARNING COALITION
OF MIAMI-DADE/MONROE, INC,

By: _____
Board Secretary

Background:

Early Learning Coalition intends to release an ITN or to secure a State of Florida approved third party vendor to provide Office Supplies for the Early Learning Coalition locations in Miami Dade and Monroe County.

Florida Office of Early Learning Guidance:

“Vendors on active state term contracts

- Have essentially been pre-screened by the State’s Department of Management Services (DMS).
- However, this does not replace or act as a substitute for procurement rules in place for federal/state grant programs (like SR and VPK). It simply gives your staff a chance to (a) shorten the list of initial vendors you contact and (b) use the pre-set terms/conditions applied by the state contract as ELC contract terms.
- The ELC must also still comply with other procurement documentation requirements, such as cost estimates and obtaining/documenting the right number/type of price quotes.”

Department of Management Services Guidance:

“The only way Early Learning Coalition of Miami Dade/Monroe can reference the State Term Contract when purchasing from awarded vendors is by adhering to all the terms of that contract...”

Early Learning Coalition of Miami-Dade/Monroe

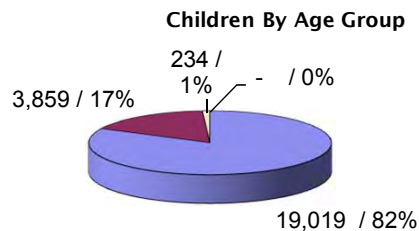
School Readiness Slot Utilization Snapshot - Miami-Dade

May 2017

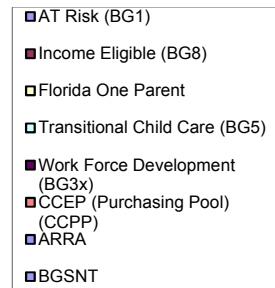
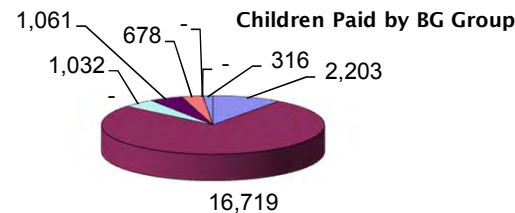
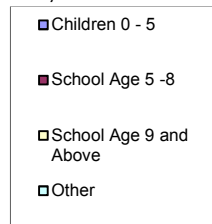
(all dollar amounts in thousands '000)

Children Served	Amount
Total actual paid - YTD	29,937
Total actual paid - May 2017	21,821
Net Slot Payment and Gold Seal Match (BG8 and CCEP)	\$ 7,949
	\$ 125
Total cost (in thousands) (incl match)	\$ 8,801
Change month over month	
Total Net Increase(decrease) children	380
Monthly Activity	Amount
Beginning Census	21,441
NET Increase/(Decrease)	380
Total	21,821
Current Data	
Enrolled As of Jun 26, 2017	23,190
Projected Paid for June (96% of enrolled)	22,262
Waitlist	
Ages 0-5	-
Ages 6-9	-
Ages 10-13	-
VPK Enrolled As of Jun 26, 2017	
Regular	14,488
Summer	163
SISP	24
VPK Total Actual Paid - May 2017	
SISP	6
Regular	20,184
Summer	-
VPK Total Actual Paid - YTD	
SISP	50
Regular	22,975
Summer	388

Eligibility Breakdown	Children Paid by Billing Group		Dollars Paid by Billing Group	
	Receiving Service	% of Total	Amount*	% of Total
Type				
AT Risk (BG1)	2,203	10.01%	\$974.00	11.23%
Income Eligible (BG8)	16,719	75.96%	\$6,635.85	76.49%
Florida One Parent	-	0.00%	\$ -	0.00%
Transitional Child Care (BG5)	1,032	4.69%	\$417.20	4.81%
Work Force Development (BG3x)	1,061	4.82%	\$395.55	4.56%
CCEP (Purchasing Pool) (CCPP)	678	3.08%	\$125.22	1.44%
ARRA	-	0.00%	\$ -	0.00%
BGSNT	-	0.00%	\$ -	0.00%
BGCSD&BGCSO	316	1.44%	\$128.18	1.48%
Total	22,009	100%	\$8,675.99	100%
Minus 188 Overlap	21,821			
GOLD SEAL			\$726.51	8.37%
categories above)	-	-	\$ -	-
SFW GOLD SEAL			\$ -	-
Age Break Down	All Eligible Clients-Paid		Dollars Paid by Age Category	
Type	Receiving Service	% of Total	Amount-\$	% of Total
Infant	4,094	18.76%	\$1,877.86	21.67%
Toddler	3,924	17.98%	\$1,694.13	19.55%
Three Year Old	4,355	19.96%	\$1,778.00	20.52%
Pre-School	6,646	30.46%	\$2,375.46	27.42%
<i>Sub-Total</i>	<i>19,019</i>	<i>87.16%</i>	<i>\$7,725.45</i>	<i>89.16%</i>
School Age: 6 yrs	1,769	9.92%	\$411.49	4.75%
School Age: 7 yrs	981	5.50%	\$227.89	2.63%
School Age: 8 yrs	399	2.24%	\$87.85	1.01%
Unduplicated School Age: 5 - 8 yrs**	3,859	21.68%	\$894.07	10.32%
School Age: 9 yrs and above	234	1.31%	\$45.19	0.52%
School Age (Duplicated)	35	0.20%	\$0.00	0.00%
School Age (Unduplicated)	4,058	18.60%	\$939.26	10.84%
Other	-	0.00%	\$0.00	0.00%
<i>Sub-Total</i>	<i>4,058</i>	<i>18.60%</i>	<i>\$939.26</i>	<i>10.84%</i>
Total	21,821	106%	\$8,664.71	100%



**There are 737 5-year-old within this count.



Early Learning Coalition of Miami-Dade/Monroe

School Readiness Slot Utilization Snapshot - Miami-Dade

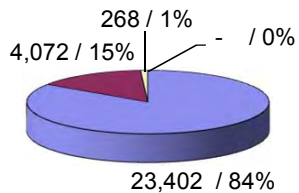
June 2017

(all dollar amounts in thousands '000)

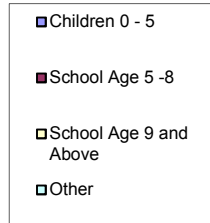
Children Served	Amount
Total actual paid - YTD	30,979
Total actual paid - June 2017	23,457
Net Slot Payment and Gold Seal Match (BG8 and CCEP)	\$ 8,777
	\$ 130
Total cost (in thousands) (incl match)	\$ 9,563
Change month over month	
Total Net Increase(decrease) children	1,636
Monthly Activity	Amount
Beginning Census	21,821
NET Increase/(Decrease)	1,636
Total	23,457
Current Data	
Enrolled As of Jul 24, 2017	23,513
Projected Paid for July (96% of enrolled)	22,572
Waitlist	
Ages 0-5	-
Ages 6-9	-
Ages 10-13	-
VPK Enrolled As of Jul 24, 2017	
Regular	35
Summer	275
SISP	20
VPK Total Actual Paid - June 2017	
SISP	18
Regular	18,513
Summer	250
VPK Total Actual Paid - YTD	
SISP	63
Regular	23,024
Summer	638

Eligibility Breakdown	Children Paid by Billing Group		Dollars Paid by Billing Group	
	Receiving Service	% of Total	Amount*	% of Total
Type				
AT Risk (BG1)	2,743	11.31%	\$1,043.62	11.06%
Income Eligible (BG8)	18,007	74.22%	\$7,287.62	77.26%
Florida One Parent	-	0.00%	\$ -	0.00%
Transitional Child Care (BG5)	1,151	4.74%	\$438.52	4.65%
Work Force Development (BG3x)	1,356	5.59%	\$418.10	4.43%
CCEP (Purchasing Pool) (CCPP)	695	2.86%	\$133.29	1.41%
ARRA	-	0.00%	\$ -	0.00%
BGSNT	-	0.00%	\$ -	0.00%
BGCSD&BGCSO	309	1.27%	\$111.96	1.19%
Total	24,261	100%	\$9,433.11	100%
Minus 804 Overlap	23,457			
GOLD SEAL			\$655.66	6.95%
categories above)	-	-	\$ -	-
SFW GOLD SEAL			\$ -	-
Age Break Down	All Eligible Clients-Paid		Dollars Paid by Age Category	
Type	Receiving Service	% of Total	Amount-\$	% of Total
Infant	5,388	22.97%	\$2,289.12	22.71%
Toddler	4,955	21.12%	\$2,033.21	20.17%
Three Year Old	5,253	22.39%	\$1,918.11	19.03%
Pre-School	7,806	33.28%	\$2,719.97	26.99%
<i>Sub-Total</i>	<i>23,402</i>	<i>99.77%</i>	<i>\$8,960.40</i>	<i>88.91%</i>
School Age: 6 yrs	1,942	10.02%	\$511.24	5.07%
School Age: 7 yrs	1,118	5.77%	\$277.70	2.76%
School Age: 8 yrs	462	2.38%	\$112.27	1.11%
Unduplicated School Age: 5 - 8 yrs**	4,072	21.10%	\$1,056.77	10.49%
School Age: 9 yrs and above	268	1.39%	\$60.99	0.61%
School Age (Duplicated)	89	0.46%	\$0.00	0.00%
School Age (Unduplicated)	4,251	18.12%	\$1,117.76	11.09%
Other	-	0.00%	\$0.00	0.00%
<i>Sub-Total</i>	<i>4,251</i>	<i>18.12%</i>	<i>\$1,117.76</i>	<i>11.09%</i>
Total	23,457	118%	\$10,078.16	100%

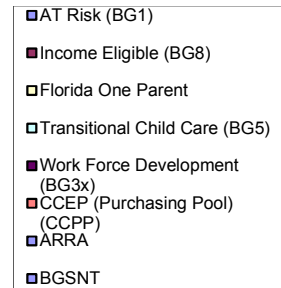
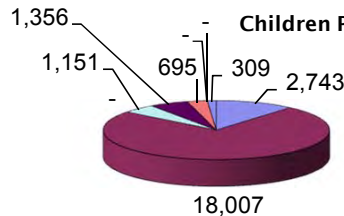
Children By Age Group



**There are 629 5-year-old within this count.



Children Paid by BG Group



Early Learning Coalition of Miami-Dade/Monroe

School Readiness Slot Utilization Snapshot - Monroe
May 2017

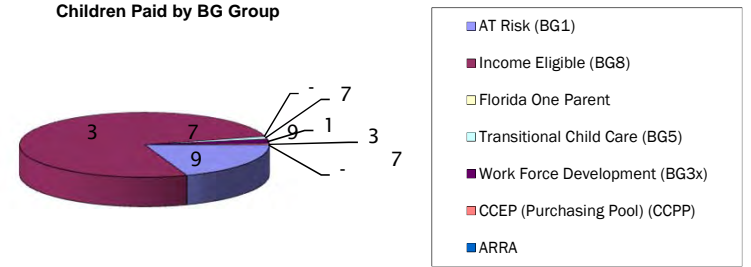
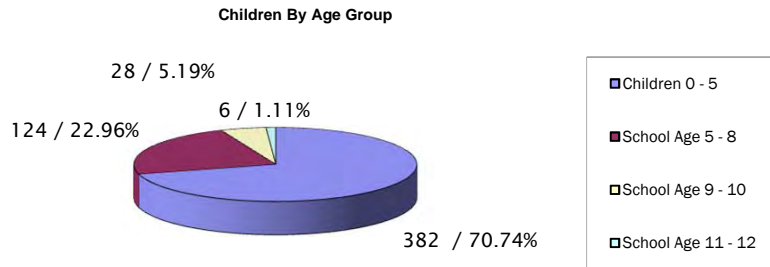
(all dollar amounts in thousands '000)

Children Served	Amount
Total actual paid - May 2017	522
Net Slot Payment and Gold Seal	\$ 193
Match (BG8 and CCEP)	\$ 0
Total cost (in thousands) (incl match)	\$ 198
Change month over month	
Total Net Increase(decrease) children	2
Monthly Activity	
Beginning Census	520
Net Increase/(Decrease)	<u>2</u>
Total	522

Current Data	
Enrolled as of Jun 26, 2017	538
Projected Paid for June (96% of enrolled)	516
Waitlist	
Ages 0-5	0
Ages 6-9	0
Ages 10-13	0
VPK Enrolled as of Jun 26, 2017	3
VPK Total Actual Paid - May 2017	405

Eligibility Breakdown	Children Paid by Billing Group		Dollars Paid by Billing Group		
	Receiving % of Service	Total	Amount	% of Total	
Type					
AT Risk (BG1)	97	18.41%	\$42.07	21.24%	
Income Eligible (BG8)	379	71.92%	\$136.42	68.86%	
Florida One Parent	-	0.00%	\$ -	0.00%	
Transitional Child Care (BG5)	7	1.33%	\$2.29	1.16%	
Work Force Development (BG3x)	11	2.09%	\$4.39	2.22%	
CCEP (Purchasing Pool) (CCPP)	3	0.57%	\$0.35	0.18%	
ARRA	-	0.00%	\$0.00	0.00%	
Total	527	100%	\$198.11	100%	
Minus 5 Overlap	522				
GOLD SEAL	-	-	\$5.46	2.75%	
BGCSD+BGCSO	30	5.69%	13	6.35%	
Age Break Down		All Eligible Clients-Paid		Dollars Paid by Age Category	
Type	Receiving % of Service	Total	Amount-\$	% of Total	
Infant	72	13.33%	\$35.72	18.03%	
Toddler	84	15.56%	\$41.30	20.85%	
Three Year Old	87	16.11%	\$37.36	18.86%	
Pre-School	139	25.74%	\$51.97	26.23%	
<i>Sub-Total</i>	382	70.74%	\$166.36	83.97%	
School Age: 6	49	9.07%	\$9.43	4.76%	
School Age: 7	36	6.67%	\$7.10	3.58%	
School Age: 8	35	6.48%	\$7.48	3.78%	
School Age: 5 - 8**	124	22.96%	\$24.52	12.38%	
School Age: 9 - 10	28	5.19%	\$5.80	2.93%	
School Age: 11 - 12	6	1.11%	\$1.43	0.72%	
School Age: Other Age	0	0.00%	\$0.00	0.00%	
School Age Total	158	29.26%	\$31.75	16.03%	
Other	-	0.00%	\$ -	0.00%	
<i>Sub-Total</i>	158	29.26%	\$31.75	16.03%	
Total	540	100%	\$198.11	100%	
Minus 18 Overlap	522				

**There are 10 5-year-old within this count.



Early Learning Coalition of Miami-Dade/Monroe

School Readiness Slot Utilization Snapshot - Monroe
June 2017

(all dollar amounts in thousands '000)

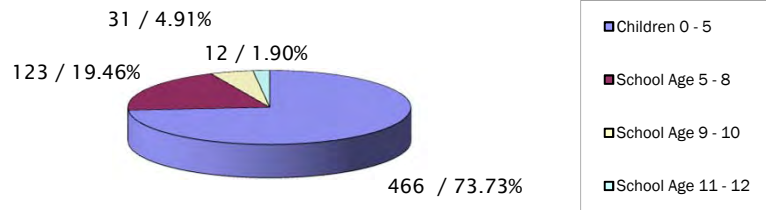
Children Served	Amount
Total actual paid - June 2017	556
Net Slot Payment and Gold Seal	\$ 198
Match (BG8 and CCEP)	\$ 0
Total cost (in thousands) (incl match)	\$ 203
Change month over month	
Total Net Increase(decrease) children	34
Monthly Activity	
Beginning Census	522
Net Increase/(Decrease)	34
Total	556

Current Data	
Enrolled as of Jul 21, 2017	514
Projected Paid for July (96% of enrolled)	493
Waitlist	
Ages 0-5	0
Ages 6-9	0
Ages 10-13	0
VPK Enrolled as of Jul 21, 2017	12
VPK Total Actual Paid - June 2017	466

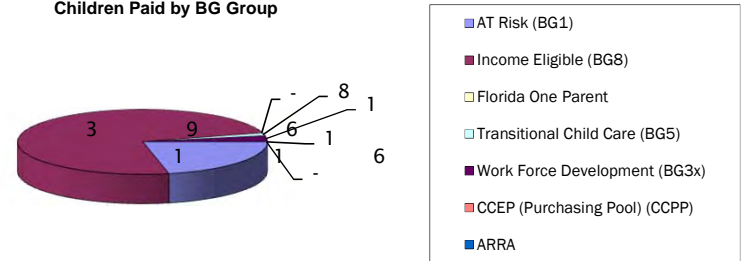
Eligibility Breakdown	Children Paid by Billing Group		Dollars Paid by Billing Group	
	Type	Receiving % of Service	Total	Amount
AT Risk (BG1)	116	20.53%	\$42.34	20.92%
Income Eligible (BG8)	396	70.09%	\$141.33	69.82%
Florida One Parent	-	0.00%	\$ -	0.00%
Transitional Child Care (BG5)	8	1.42%	\$2.38	1.17%
Work Force Development (BG3x)	15	2.65%	\$5.27	2.60%
CCEP (Purchasing Pool) (CCPP)	1	0.18%	\$0.17	0.08%
ARRA	-	0.00%	\$0.00	0.00%
Total	565	100%	\$202.41	100%
Minus 9 Overlap	556			
GOLD SEAL	-	-	\$3.93	1.94%
BGCSD+BGCSO	29	5.13%	11	5.40%
Age Break Down	All Eligible Clients-Paid		Dollars Paid by Age Category	
Type	Receiving % of Service	Total	Amount-\$	% of Total
Infant	90	14.29%	\$35.96	17.76%
Toddler	109	17.30%	\$40.87	20.19%
Three Year Old	108	17.14%	\$36.15	17.86%
Pre-School	159	25.24%	\$54.09	26.72%
<i>Sub-Total</i>	<i>466</i>	<i>73.97%</i>	<i>\$167.07</i>	<i>82.54%</i>
School Age: 6	51	8.10%	\$10.50	5.19%
School Age: 7	36	5.71%	\$7.10	3.51%
School Age: 8	35	5.56%	\$7.48	3.70%
School Age: 5 - 8**	123	19.52%	\$26.57	13.13%
School Age: 9 - 10	31	4.92%	\$6.42	3.17%
School Age: 11 - 12	12	1.90%	\$2.35	1.16%
School Age: Other Age	0	0.00%	\$0.00	0.00%
School Age Total	164	26.03%	\$35.34	17.46%
Other	-	0.00%	\$ -	0.00%
<i>Sub-Total</i>	<i>164</i>	<i>26.03%</i>	<i>\$35.34</i>	<i>17.46%</i>
Total	630	100%	\$202.41	100%
Minus 74 Overlap	556			

**There are 12 5-year-old within this count.

Children By Age Group



Children Paid by BG Group



Early Learning Coalition of Miami-Dade/Monroe

EHS Slot Utilization Snapshot - Miami-Dade

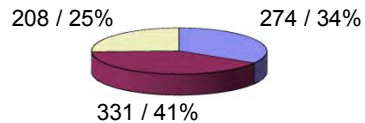
May 2017

(all dollar amounts in thousands '000)

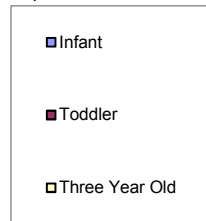
Children Served	Amount
Total actual paid - YTD	1,087
Total actual paid - May 2017	755
Net Slot Payment and Gold Seal	\$ 572
Match (BG8 and CCEP)	\$ -
Total cost (in thousands) (incl match)	\$ 572
Change month over month	
Total Net Increase(decrease) children	(16)
Monthly Activity	
Amount	
Beginning Census	771
NET Increase/(Decrease)	(16)
Total	755
Current Data	
Enrolled As of Jun 26, 2017	742
Projected Paid for June (96% of enrolled)	712
Waitlist	

Eligibility Breakdown	Children Paid by Billing Group		Dollars Paid by Billing Group	
	Receiving Service	% of Total	Amount*	% of Total
EHS	755	100.00%	\$571.70	100.00%
Total	755	100%	\$571.70	100%
Minus 0 Overlap	755			
GOLD SEAL			\$0.00	0.00%
categories above)	-		\$ -	
SFW GOLD SEAL			\$ -	-
Age Break Down	All Eligible Clients-Paid		Dollars Paid by Age Category	
Type	Receiving Service	% of Total	Amount-\$	% of Total
Infant	274	33.70%	\$182.47	31.92%
Toddler	331	40.71%	\$244.75	42.81%
Three Year Old	208	25.58%	\$144.47	25.27%
Pre-School	0	0.00%	\$0.00	0.00%
<i>Sub-Total</i>	813	100.00%	\$571.70	100.00%
School Age: 6 yrs	0	0.00%	\$0.00	0.00%
School Age: 7 yrs	0	0.00%	\$0.00	0.00%
School Age: 8 yrs	0	0.00%	\$0.00	0.00%
Unduplicated School Age: 5 - 8 yrs**	0	0.00%	\$0.00	0.00%
School Age: 9 yrs and above	0	0.00%	\$0.00	0.00%
School Age Total Includes 0 Overlap	0	0.00%	\$0.00	0.00%
School Age (Unduplicated)	0	0.00%	\$0.00	0.00%
Other	-	0.00%	\$0.00	0.00%
<i>Sub-Total</i>	-	0.00%	\$0.00	0.00%
Total	813	100%	\$571.70	100%
Minus 58 Overlap	755			


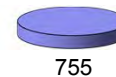
Children By Age Group



**There are 0 5-year-old within this count.



Children Paid by BG Group



Note: Legends with too small percentage are not shown on the pie chart.

Early Learning Coalition of Miami-Dade/Monroe

EHS Slot Utilization Snapshot - Miami-Dade

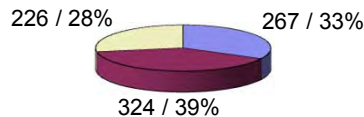
June 2017

(all dollar amounts in thousands '000)

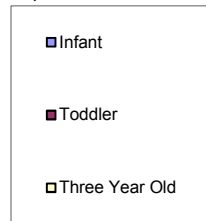
Children Served	Amount
Total actual paid - YTD	1,112
Total actual paid - June 2017	766
Net Slot Payment and Gold Seal Match (BG8 and CCEP)	\$ 574
Total cost (in thousands) (incl match)	\$ -
Change month over month	
Total Net Increase(decrease) children	11
Monthly Activity	
Beginning Census	755
NET Increase/(Decrease)	11
Total	766
Current Data	
Enrolled As of Jul 21, 2017	746
Projected Paid for July (96% of enrolled)	716
Waitlist	

Eligibility Breakdown	Children Paid by Billing Group		Dollars Paid by Billing Group	
	Receiving Service	% of Total	Amount*	% of Total
EHS	766	100.00%	\$574.39	100.00%
Total	766	100%	\$574.39	100%
Minus 0 Overlap	766			
GOLD SEAL			\$0.00	0.00%
categories above)	-		\$ -	
SFW GOLD SEAL			\$ -	-
Age Break Down	All Eligible Clients-Paid		Dollars Paid by Age Category	
Type	Receiving Service	% of Total	Amount-\$	% of Total
Infant	267	32.68%	\$176.84	30.79%
Toddler	324	39.66%	\$233.94	40.73%
Three Year Old	226	27.66%	\$163.60	28.48%
Pre-School	0	0.00%	\$0.00	0.00%
<i>Sub-Total</i>	817	100.00%	\$574.39	100.00%
School Age: 6 yrs	0	0.00%	\$0.00	0.00%
School Age: 7 yrs	0	0.00%	\$0.00	0.00%
School Age: 8 yrs	0	0.00%	\$0.00	0.00%
Unduplicated School Age: 5 - 8 yrs**	0	0.00%	\$0.00	0.00%
School Age: 9 yrs and above	0	0.00%	\$0.00	0.00%
School Age Total Includes 0 Overlap	0	0.00%	\$0.00	0.00%
School Age (Unduplicated)	0	0.00%	\$0.00	0.00%
Other	-	0.00%	\$0.00	0.00%
<i>Sub-Total</i>	-	0.00%	\$0.00	0.00%
Total	817	100%	\$574.39	100%
Minus 51 Overlap	766			

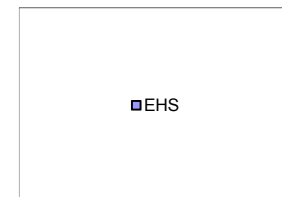
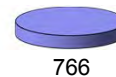
Children By Age Group



**There are 0 5-year-old within this count.



Children Paid by BG Group



Note: Legends with too small percentage are not shown on the pie chart.

Early Learning Coalition of Miami-Dade/Monroe

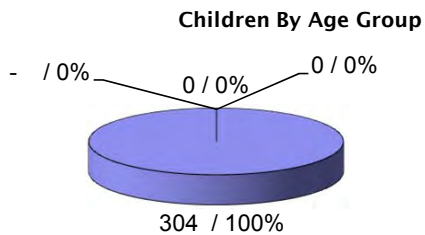
DCF Title V Slot Utilization Snapshot - Miami-Dade

May 2017

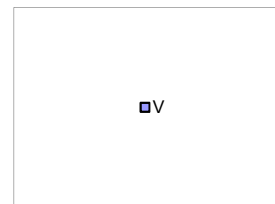
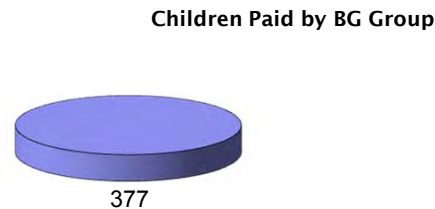

(all dollar amounts in thousands '000)

Children Served	Amount
Total actual paid - YTD	782
Total actual paid - May 2017	377
Net Slot Payment and Gold Seal Match (BG8 and CCEP)	\$ 111
	\$ -
Total cost (in thousands) (incl match)	\$ 121
Change month over month	
Total Net Increase(decrease) children	1
Monthly Activity	
Beginning Census	376
NET Increase/(Decrease)	1
Total	377
Current Data	
Enrolled As of Jun 26, 2017	357
Projected Paid for June (96% of enrolled)	343

Eligibility Breakdown	Children Paid by Billing Group		Dollars Paid by Billing Group		
	Receiving Service	% of Total	Amount*	% of Total	
V	377	100.00%	\$121.14	100.00%	
Total	377	100%	\$121.14	100%	
Minus 0 Overlap	377				
GOLD SEAL			\$10.07	8.31%	
categories above)	-		\$ -		
SFW GOLD SEAL			\$ -	-	
Age Break Down		All Eligible Clients-Paid		Dollars Paid by Age Category	
Type	Receiving Service	% of Total	Amount-\$	% of Total	
Infant	67	16.83%	\$27.06	22.33%	
Toddler	68	17.09%	\$23.85	19.69%	
Three Year Old	65	16.33%	\$22.37	18.47%	
Pre-School	104	26.13%	\$31.91	26.34%	
<i>Sub-Total</i>	<i>304</i>	<i>76.38%</i>	<i>\$105.19</i>	<i>86.83%</i>	
School Age: 6 yrs	0	0.00%	\$0.00	0.00%	
School Age: 7 yrs	0	0.00%	\$0.00	0.00%	
School Age: 8 yrs	0	0.00%	\$0.00	0.00%	
Unduplicated School Age: 5 - 8 yrs**	0	0.00%	\$0.00	0.00%	
School Age: 9 yrs and above	0	0.00%	\$0.00	0.00%	
School Age Total Includes -94 Overlap	0	0.00%	\$0.00	0.00%	
School Age (Unduplicated)	94	23.62%	\$15.95	13.17%	
Other	-	0.00%	\$0.00	0.00%	
<i>Sub-Total</i>	<i>94</i>	<i>23.62%</i>	<i>\$15.95</i>	<i>13.17%</i>	
Total	398	100%	\$121.14	100%	
Minus 21 Overlap	377				



**There are 0 5-year-old within this count.



Note: Legends with too small percentage are not shown on the pie chart.

Early Learning Coalition of Miami-Dade/Monroe

DCF Title V Slot Utilization Snapshot - Miami-Dade

June 2017


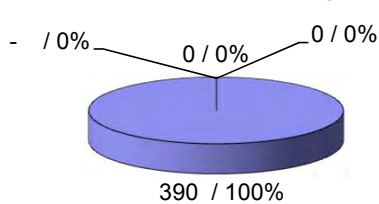
(all dollar amounts in thousands '000)

Children Served	Amount
Total actual paid - YTD	824
Total actual paid - June 2017	441
Net Slot Payment and Gold Seal Match (BG8 and CCEP)	\$ 119
	\$ -
Total cost (in thousands) (incl match)	\$ 127
Change month over month	
Total Net Increase(decrease) children	64
Monthly Activity	Amount
Beginning Census	377
NET Increase/(Decrease)	64
Total	441
Current Data	
Enrolled As of Jul 21, 2017	375
Projected Paid for July (96% of enrolled)	360


Eligibility Breakdown	Children Paid by Billing Group		Dollars Paid by Billing Group	
	Receiving Service	% of Total	Amount*	% of Total
V	441	100.00%	\$127.45	100.00%
Total	441	100%	\$127.45	100%
Minus 0 Overlap	441			
GOLD SEAL			\$8.30	6.51%
categories above)	-		\$ -	
SFW GOLD SEAL			\$ -	-
Age Break Down	All Eligible Clients-Paid		Dollars Paid by Age Category	
Type	Receiving Service	% of Total	Amount-\$	% of Total
Infant	95	19.19%	\$28.15	22.08%
Toddler	82	16.57%	\$21.31	16.72%
Three Year Old	85	17.17%	\$23.95	18.79%
Pre-School	128	25.86%	\$34.94	27.42%
<i>Sub-Total</i>	<i>390</i>	<i>78.79%</i>	<i>\$108.34</i>	<i>85.01%</i>
School Age: 6 yrs	0	0.00%	\$0.00	0.00%
School Age: 7 yrs	0	0.00%	\$0.00	0.00%
School Age: 8 yrs	0	0.00%	\$0.00	0.00%
Unduplicated School Age: 5 - 8 yrs**	0	0.00%	\$0.00	0.00%
School Age: 9 yrs and above	0	0.00%	\$0.00	0.00%
School Age Total Includes -105 Overlap	0	0.00%	\$0.00	0.00%
School Age (Unduplicated)	105	21.21%	\$19.11	14.99%
Other	-	0.00%	\$0.00	0.00%
<i>Sub-Total</i>	<i>105</i>	<i>21.21%</i>	<i>\$19.11</i>	<i>14.99%</i>
Total	495	100%	\$127.45	100%
Minus 54 Overlap	441			

**There are 0 5-year-old within this count.

Children By Age Group



Children Paid by BG Group



Note: Legends with too small percentage are not shown on the pie chart.

MAY 2017 BTA AMEX -

Trans. Date	AMEX Description	Amount	ELC Description	GL	Dist Code PAYROLL CODE
4/30/2017	AMERICAN AIRLINES - TICKET# 0012126431736	\$ 380.40	AA airfare for J. Perdomo to attend Practice Based Coaching 05-08 to 05-11	65500	520EH0
5/2/2017	AMERICAN AIRLINES - TICKET# 0012126852433	\$ 642.40	AA airfare for H. Raymond to attend PITC Trainers Institute -Part2 06-11 to 06-17	65500	520EH0
5/1/2017	AMERICAN AIRLINES - TICKET# 0012126654337	\$ 291.40	AA airfare for J. Saint Louis to attend Practice Based Coaching training 05-09 to 05-11	65500	520EH0
5/2/2017	AMERICAN AIRLINES - TICKET# 0012126851925	\$ 642.40	AA airfare for J. Saint Louis to attend part II of Practice Based Coaching training 06-11 to 06-17	65500	520EH0
5/2/2017	AMERICAN AIRLINES - TICKET# 0012126851560	\$ 719.40	AA airfare for Y. Soler to complete PITC training 06-11 to 06-17	65500	520EH0
5/4/2017	BUDGET RENT A CAR	\$ 110.19	Budget car rental for L. Jones to attend Infant CLASS train the trainer 05-01 to 05-04	65500	520EH0
5/5/2017	HAMPTON INN TAMPA TAMPA FL	\$ 357.00	Hampton lodging for L. Jones to attend Infant CLASS train the trainer 05-01 to 05-04	65500	520EH0
5/11/2017	SHERATON ATLANTA SHE ATLANTA GA	\$ 337.32	Sheraton lodging for J. Perdomo to attend Practice Based Coaching 05-08 to 05-11	65500	520EH0
5/11/2017	SHERATON ATLANTA SHE ATLANTA GA	\$ 337.32	Sheraton lodging for J. Saint Luois to attend Practice Based Coaching 05-08 to 05-11	65500	520EH0
5/15/2017	SHERATON ATLANTA SHE ATLANTA GA	\$ 505.98	Sheraton lodging for L. Jones to attend Practice Based Coaching 05-08 to 05-11	65500	520EH0
5/11/2017	SHERATON ATLANTA SHE ATLANTA GA	\$ 168.66	Sheraton lodging for J. Perdomo to attend Practice Based Coaching 05-08 to 05-11	65500	520EH0
5/9/2017	BUDGET RENT ACAR TOL 800-482-0159 NY	\$ 31.50	Budget toll charge for L. Jones to attend EHS New Performance Standards Training 01-25 to 01-27	65500	520EH0

\$ 4,523.97

Quaterly Breakdown - Airfare, Hotel, Car Rental	
Total Airfare May	\$ 2,676.00
Total Hotel May	\$ 1,706.28
Total Car Rental & Tolls May	\$ 141.69

Total EHS monthly charges \$ 4,523.97

***** NO BTA charges booked to EHS for the month of June 2017 *****



ADMINISTRATION FOR
CHILDREN & FAMILIES

Office of Head Start | 4th Floor – Switzer Memorial Building, 330 C Street SW, Washington DC 20024 eclkc.ohs.acf.hhs.gov

Program Performance Summary Report

To: Board Chairperson

Mr Adrian Alfonso

Board Chairperson

Early Learning Coalition Miami-Dade/Monroe County

2555 Ponce De Leon Blvd.

5th Floor, Suite 500

Coral Gables

FL 33134-6010

From: Responsible HHS Official

Ms. Ann Linehan

Acting Director, Office of Head Start

Date *8-1-17*

From February 14-15, 2017 the Administration for Children and Families (ACF) conducted an Early Head Start-Child Care Partnership (EHS-CCP) program performance review to determine how the Early Learning Coalition Miami-Dade/Monroe County and its partners are working together to plan and provide high-quality services. The purpose of the review is to: evaluate the benefits of partnership funding; determine if there is a need for additional technical assistance (TA); determine if a targeted review is needed; and identify any significant areas in which the grantee has failed to comply with the requirements of the Head Start Program Performance Standards or Public Law 110-134, *Improving Head Start for School Readiness Act of 2007*. We would like to thank your governing body, Policy Council, parents, and staff for their engagement in the program performance review process and for their continued commitment to the program.

PURPOSE OF REPORT

This report includes information grantees can use as they continue to work with their EHS-CCP partners to address challenges and build on successes to ensure achievement of high-quality service delivery. The Office of Head Start is taking this opportunity to support your agency by highlighting your success and providing you with information to strengthen your program implementation.

Please feel free to contact your ACF Regional Office for guidance should you have any questions or concerns. Your Regional Office will follow up on the content of this report. Please work with regional staff to identify TA needs or to clarify information in the report.

PERFORMANCE SUMMARY

The following summary of this report indicates the outcome of the EHS-CCP Program Performance Review for the agency. Based on what we learned through the progress you and your partner(s) have made, the Office of Head Start has determined: where the grantee made satisfactory progress; whether the grantee warrants an additional in-depth review (Targeted Review); and in what areas the grantee needs improvement. Areas needing improvement include an area of concern or a potential area of noncompliance or deficiency. These areas could require additional support from the Regional Office or Training and Technical Assistance. The outcomes below are explained in more detail in Summary Table A-1 at the end of the report. Summary Table A-2 provides specific areas in which the grantee must work with its partners, if applicable.

In addition, you will find a glossary of terms at the conclusion of this report.

Performance Outcome Table							
Content Area	Satisfactory Progress	Unsatisfactory Progress	Area of Concern	Noncompliance	Deficiency	Regional Office/T-TA	Targeted Review
Implementation of Services	X						
Fiscal Management	X						
Ensuring the Health and Safety of Children	X						
Providing Quality Learning Environments	X						
Engaging Families and Communities	X						
Program Management and Quality Improvement	X						

PROGRAM PROGRESS

Implementation of Services

Early Learning Coalition of Miami-Dade/Monroe County (ELCMD) was funded to serve 750 infants and toddlers. The grantee was fully enrolled and had 26 child care center partners in the areas of Miami, Homestead, Florida City, Little Havana, and Opa Locka.

During implementation, the grantee faced challenges in helping partners become familiar with and comply with the Head Start Program Performance Standards (HSPPS). Partners understood the importance of the HSPPS; however, at the time of the review, partners continued facing challenges in bringing their programs into compliance.

Fiscal Management

Written Partnership Agreements outlined the expectation of partners to comply with financial management and reporting requirements. The Board and the Policy Council received reports on revenue and expenses, enrollment, cost per child, waiting lists, and credit card expenditures.

ELCMD underestimated the time needed to effectively implement all fiscal processes. For example, the grantee was unable to allocate and spend start-up funds, hire qualified staff, or carry out facility improvements in a timely manner. In addition, the grantee delayed investing money toward partner facility improvements until partners demonstrated they were willing and able to meet grant requirements. As a result, the grantee needed additional time and requested approval to carry over \$6,910,449.

The grantee then developed a comprehensive allocation plan for the carryover funds. The plan included renovations and repairs for all 26 outdoor play areas, as well as hiring mentor coaches. In addition, carryover funds were allocated for staff professional development in the Creative Curriculum and for WestEd Infant/Toddler training. The grantee also planned to use carryover funds to hire two consultants. One consultant will conduct an in-depth community needs assessment, and the other consultant will develop more efficient fiscal procedures and policies. To improve fiscal oversight and monitoring practices, the grantee also requested training and technical assistance (T/TA) support from their Regional TA Specialist on strategies.

During implementation, the grantee accomplished a few key improvements. Salaries were increased to maintain qualified staff. In addition, staff participated in Infant/Toddler Child Development Associate (CDA) Credential™ courses, as well as other relevant training opportunities. Funds were also used to purchase developmentally appropriate toys, materials, and classroom furniture.

Moreover, EHS-CCP funds were distributed in accordance with the established written agreements through a cost allocation plan. All partners are reimbursed \$43.00 per-day-per-child. The cost of living varies across program service areas, and partners were concerned with the standard reimbursement rate. However, the grantee did not plan to adjust its reimbursement rate; it believed different reimbursement rates would foster negative feelings among partners.

ELCMD worked with its partners to implement an effective system for fiscal management. The grantee's budget included layered funding, with 52 percent of its enrolled children receiving subsidy at the time of the review. However, it was working toward meeting its target of having 65-70 percent of children receive subsidy. The grantee also received a majority of its non-Federal share from the Children's Trust. These funds were used to supplement any loss in child care subsidies.

Ensuring the Health and Safety of Children

The grantee supported partners in their efforts to understand and comply with the HSPPS. During the enrollment process, partners collected health status information from families. If needed, partners helped families obtain health insurance, as well as dental and/or medical homes. In addition, there was an increased awareness of the importance of oral health care. Dental professionals provided dental screenings in a mobile dental van that made regular visits to each partner site. Toothbrushing was observed during visits to several partners and was included in the daily schedule.

The partnership also improved the initial screening process. While implementing systems to meet the HSPPS, partners gained knowledge and information about the importance of obtaining medical, as well as cognitive and mental health information, on each child. The grantee service area coordinators ensured health and developmental screenings were completed within the required timeframe for enrolled children.

In addition, a new system of home visits added value to the quality of services provided to children and their families. All screening results were shared with parents. If any concerns were identified, children were referred for additional evaluations and screenings, with parental consent, to Early Steps. Early Steps specialists then provided services onsite. During home visits, Family Services grantee staff also met with parents to better understand children's health status. Those visits further captured growth and development concerns parents had for their child.

Providing Quality Learning Environments

Partners used the Teaching Strategies GOLD® (TSG) Assessment System to support the home-school connection. For example, partners had the ability to communicate a child's progress, developmental milestones, and any concerns with parents through this tool. TSG

also offered learning activities for families to do at home with their children. In addition, the Miami Children's Initiative, a nonprofit organization located in Liberty City, provided training and education for both staff and parents.

Staff professional development also increased morale and reduced staff absences. Teachers were willing to participate in professional development opportunities and courses related to their work with infants, toddlers, and families.

Efforts to implement developmentally appropriate practices through the curriculum were a challenge for the grantee. EHS-CCP funds were leveraged to purchase the necessary materials, resources, and training related to the Creative Curriculum. Partners were then trained on the Creative Curriculum, but were still making progress to implement it as intended. Observations at 11 partnership sites also found inconsistent implementation of the curriculum. For example, there were developmentally inappropriate displays of number lines, the alphabet, and "pre-made" art activities with little individualization. Partner staff stated they knew "dittos" are not appropriate for infants and toddlers. The Program Director was made aware of these discrepancies and stated additional training and support for each partnership was forthcoming.

The grantee worked with partners and parents to transition children from EHS into Head Start or other programs. Transition services began 6 months in advance, and the Family Advocates worked with each family to determine options for when their children "age out" of EHS.

Engaging Families and Communities

The grantee had systems to effectively engage families. First, family goals were developed in conjunction with each family through the Family Partnership Agreement process. Partners then worked with the grantee to ensure communication structures with parents were effective and timely.

ELCMD made sure its partners incorporated families into the program. Partners invited families to participate in family events and parent information evenings. While volunteering, parents also had the opportunity to see how and what their children learn during their day in the program. In addition, partners provided activities for families to do at home with their children to nurture the home-school connection. To strengthen that connection, partners displayed pictures of children and their families and classroom items were labeled in both Spanish and English.

Teaching staff and Family Advocates worked together to provide families with support services. Having a Family Advocate in addition to a T/TA Specialist helped partners reduce teaching staff's burden and provided additional support toward meeting family needs. For

example, one partner supported families through the Parenting Journey program. The program included a small group of parents and caregivers meeting for 2 hours a week for 12 or 14 weeks. Each session included activities, discussions, a family-style meal, and complimentary child care. During the final session, a celebration of the participation, accomplishments, and the strengths of each participant were recognized in a graduation ceremony.

Program Management and Quality Improvement

The grantee and its partners created a monitoring system to ensure continuous improvement of the program. As a result, partners made changes to better gear their systems toward meeting the HSPPS. In return, the grantee supported its partners with effective leadership, management, and monitoring.

A professional development system was also created as a result of the partnership. Staff participated in professional development activities, enrolled in coursework, and worked toward certifications and degrees in areas of infants and toddlers. Through this system, the grantee hoped to raise its quality of staff and services.

Implementation of the partnership improved the quality of services. Each partner was assigned a T/TA Specialist and a Family Services Coordinator who conducted visits on a regular basis. During these visits, staff received support through monitoring, coaching, and consultation. In addition, partners received timely and effective responses from the grantee to their requests for assistance with children and families. As a result, one partner was able to “exceed expectations” during a recent accreditation process and another partner achieved accreditation.

Summary Table A-1

Content Area	Satisfactory Progress	Unsatisfactory Progress	Area of Concern	Noncompliance*	Deficiency*	Targeted Review **
Implementation of Services	<i>Grantee is making satisfactory progress.</i>					
Fiscal Management	<i>Grantee is making satisfactory progress.</i>					
Ensuring the Health and Safety of Children	<i>Grantee is making satisfactory progress.</i>					
Providing Quality Learning Environments	<i>Grantee is making satisfactory progress.</i>					
Engaging Families and Communities	<i>Grantee is making satisfactory progress.</i>					
Program Management and Quality Improvement	<i>Grantee is making satisfactory progress.</i>					

** If a potential Area of Noncompliance or Deficiency was identified, the related Head Start citation was added to indicate the area of concern. Details can be found within the narrative of the corresponding area summary.*

*** Targeted Review—an "X" identifies the focus area/s of the Targeted Review.*

Summary Table A-2

This table lists all locations visited during this review, including the partners of grantees with Child Care Partnerships, and the sites visited of grantees that received expansion only. The table allows you to see which specific content areas need improvement and which partners or sites you must work with to make these improvements. It is the responsibility of the grantee to ensure that all partners and sites have the necessary supports in place to provide high-quality services.

Note: A blank box indicates no concerns were identified during the review.

Partner/ Expansion Site	Fiscal Management	Health and Safety	Education and Child Development	Family and Community Engagement	Program Management and Quality Improvement
Miami Gardens Learning Center					
Cambridge Academy					
Kinderland 4 Kids					
Precious Moments					
Our Little Hands of Love					
Le Jardin #4					
Little Angels Day Care Center					
Shore School					
Liberty Academy					

Wynwood Learning Center II					
Rainbow Intergenerational Child Care					
Lincoln Marti 905					

Glossary of Terms	
Satisfactory Progress	The grantee is providing the necessary resources to ensure the success of partners in each of the areas of Fiscal Management, Health and Safety, Education and Child Development, Family and Community Engagement, and Program Management and Quality Improvement.
Unsatisfactory Progress	The grantee is not providing the necessary resources to ensure the success of partners in at least one of the areas of Fiscal Management, Health and Safety, Education and Child Development, Family and Community Engagement, and Program Management and Quality Improvement.
Additional Support Needed	Indicates the grantee needs additional TA from the Regional Office or Training and TA.
Area of Concern	One or more areas of performance that need improvement. These issues should be discussed with the grantee's Regional Office of Head Start and Office of Child Care representative. They do not include a timeframe for correction.
Area of Noncompliance	A finding that indicates the agency is out of compliance with federal requirements (including but not limited to the Head Start Act or one or more of the regulations) in one or more area of performance. Noncompliances require a written timeline of correction and possible TA or guidance from the grantee's program specialist. If not corrected within the specified timeline, noncompliances can become deficiencies.
Deficiency	<p>(i) An area or areas of performance in which an Early Head Start or Head Start grantee agency is not in compliance with state or federal requirements (including but not limited to the Head Start Act or one or more regulations) and which involves:</p> <ul style="list-style-type: none"> (A) A threat to the health, safety, or civil rights of children or staff (B) A denial to parents of the exercise of their full roles and responsibilities related to program governance (C) A failure to perform substantially the requirements related to Education and Child Development, Family and Community Engagement, or Program Management and Quality Improvement (D) The misuse of Head Start grant funds <p>(ii) The loss of legal status or financial viability, as defined in part 1305 of this title, loss of permits, debarment from receiving federal grants or contracts or the improper use of federal funds</p> <p>(iii) Any other violation of federal or state requirements including, but not limited to, the Head Start Act or one or more of the performance standards of this title, and which the grantee has shown an unwillingness or inability to correct within the period specified by the responsible HHS official, of which the responsible HHS official has given the grantee written notice of pursuant to section 1304.2.</p>



Belkis Torres
Vice President for Early Head Start

Strategic Plan Priority Initiative:

- Educate All
- Neediest Children
- Providers

May 2017 Meals

Centers	Breakfast		Lunch		Snack	
America's Little Leaders	191	88%	213	99%	213	99%
Cambridge Academy	500	100%	500	100%	500	100%
Excel Kids Academy Miami	936	100%	936	100%	936	100%
Excel Kids Academy Opa Locka	520	100%	520	100%	520	100%
Greater Love Day Care Inc.	286	86%	327	99%	327	99%
Kids Small World Learning Ctr.	620	93%	624	93%	624	93%
Kinderland 4 Kids	310	99%	310	99%	310	99%
Le Jardin #4	641	97%	633	96%	621	94%
Liberty Academy	767	99%	766	99%	762	98%
Lincoln Marti - 450	1,203	88%	1,225	90%	1,224	89%
Lincoln Marti - 905	351	100%	351	100%	351	100%
Little Red School House	524	100%	526	100%	525	100%
LORD's Learning Ctr., Inc.	341	99%	341	99%	341	99%

Centers	Breakfast		Lunch		Snack	
Miami Gardens Learning Ctr.	407	89%	437	96%	420	92%
My Little Angels Day Care Ctr.	443	83%	483	91%	470	88%
Naranja Prep Academy Annex	202	77%	203	77%	197	75%
Our Little Hands Of Love	313	94%	314	95%	332	100%
Precious Moments Learning Ctr.	762	98%	762	98%	748	96%
Rainbow Intergenerational	258	83%	311	100%	311	100%
Room 2 Bloom	876	74%	1,152	97%	1,151	97%
Sheyes Of Miami #1	611	98%	611	98%	611	98%
Sheyes Of Miami #3	488	98%	489	98%	490	99%
Sheyes Of Miami Learning Ctr.	798	98%	812	100%	811	99%
Shores School	655	99%	660	100%	662	100%
Wynwood Learning Ctr.	488	99%	492	100%	473	96%
Wynwood Learning Ctr. II	742	100%	745	100%	745	100%

June 2017 Meals

Center	Breakfast		Lunch		PM Snack	
America's Little Leaders	210	99%	212	100%	212	100%
Cambridge Academy	518	100%	518	100%	518	100%
Excel Kids Academy Miami	729	95%	729	95%	729	95%
Excel Kids Academy Opa Locka	484	100%	484	100%	484	100%
Greater Love Day Care Inc.	272	97%	282	100%	282	100%
Kids Small World Learning Ctr.	593	93%	609	95%	608	95%
Kinderland 4 Kids	308	97%	308	97%	308	97%
Le Jardin #4	583	98%	587	99%	557	93%
Liberty Academy	734	99%	733	99%	733	99%
Lincoln Marti - 450	1,232	91%	1,252	93%	1,252	93%
Lincoln Marti - 905	313	100%	313	100%	313	100%
Little Red School House	528	100%	528	100%	527	100%
LORD's Learning Ctr., Inc.	331	100%	331	100%	331	100%

Center	Breakfast		Lunch		PM Snack	
Miami Gardens Learning Ctr.	318	93%	324	95%	318	93%
My Little Angels Day Care Ctr.	400	86%	407	87%	391	84%
Naranja Prep Academy Annex	181	79%	191	83%	181	79%
Our Little Hands Of Love	281	90%	281	90%	285	91%
Precious Moments Learning Ctr.	725	97%	744	99%	731	97%
Rainbow Intergenerational	232	81%	285	100%	285	100%
Room 2 Bloom	928	95%	967	99%	966	99%
Sheyes Of Miami #1	575	99%	575	99%	575	99%
Sheyes Of Miami #3	435	90%	441	92%	440	91%
Sheyes Of Miami Learning Ctr.	668	95%	697	100%	692	99%
Shores School	586	94%	592	95%	591	95%
Wynwood Learning Ctr.	479	98%	485	99%	473	96%
Wynwood Learning Ctr. II	784	97%	783	97%	783	97%



Miami-Dade/Monroe

EARLY CHILDHOOD

PROFESSIONAL DEVELOPMENT
INSTITUTE

A division of the Early Learning Coalition of Miami-Dade/Monroe

Lidia Clarke, Managing Director

Strategic Plan Priority Initiative:

- **Educate All**
- **Neediest Children**
- **Providers**



Early Learning Coalition of Miami-Dade/Monroe

OFFICE OF Early Learning
LEARN EARLY. LEARN FOR LIFE.

MIAMI DADE/MONROE EARLY CHILDHOOD PROFESSIONAL DEVELOPMENT INSTITUTE

1 Children
First Healthy Families.
Healthy Communities.

A professional development conference for the early childhood education community

September 8-9, 2017
7:00 a.m. - 5:00 p.m.

JOIN US!

Registration now open.

Highlights:

- More than 2000 Early Childhood Professionals and community stakeholders
- Partnering with Florida Association of Infant Mental Health and Early Head Start Partnerships
- Legislative Issues Panel featuring Rodney McKinnon, CEO, Office of Early Learning
- More than 100 featured sessions and presentations in English, Spanish and Creole



1 **Healthy Families.**
Healthy Communities.
Florida Department of Health
The Healthiest Future Starts Here.

FEATURED SPEAKERS

<p>Captain Robert Bialas Regional Program Manager Region IV, Office of Head Start</p>	<p>Walter S Gilliam, PhD Associate Professor in the Child Study Center and of Psychology Yale University</p>	<p>Laura Posada Author, motivational speaker, and certified life coach</p>
<p>Dr. Mimi Graham Director of Florida State University Center for Prevention and Early Intervention Policy</p>	<p>Iheoma U. Iruka, Ph.D. Chief Research Innovation Officer and Director of the Center for Early Education Evaluation HighScope</p>	<p>Dr. Jeff Brosco Chief Resident University of Miami/Jackson Memorial Hospital</p>
<p>Tonier "Neen" Cain author and public speaker</p>	<p>Dr. Nefertiti Poyner author and public speaker</p>	<p>123 Andres! musical artist and 2016 Latin Grammy Winner for Best Children's Album</p>



Children First: The Strategic Plan for the Early Learning Coalition of Miami Dade/Monroe 2017-2018 – **Discuss change to 5 year plan.**

OUR MISSION

To promote high-quality inclusive school readiness, voluntary prekindergarten and after school programs, thus increasing all children's chances of achieving future educational success and becoming productive members of society. The Coalition seeks to further the physical, social, emotional and intellectual development of Miami-Dade and Monroe County children with a priority toward the ages before birth through age 5. – **Consider removing before birth?**

OUR VISION

CHILDREN FIRST

To ensure a comprehensive integrated early learning system for all families and their children, beginning before birth to 5 years, ensuring high quality programs throughout Miami-Dade and Monroe Counties so children enter school ready to learn and succeed in life.

OUR VALUES

- **CHILDREN** - Children are at the heart of all we do. We believe that all children, regardless of circumstance, are capable of educational excellence and personal growth, and we are committed to ensuring school readiness and lifelong success for each one.
- **COMMUNITY** - We believe children are the future, and our community is an essential part of their road to success. By working together, we can promote high quality early education and support children as they become thriving, productive members of society.
- **PARTNERSHIP** - We value partnerships and are collaborative in all we do. We work closely with fellow service providers, families, corporations, elected officials, individuals, and the community at large to promote the importance of early learning and to secure educational opportunities for all children.
- **ADVOCACY** - We are a champion for children, promoting positive societal and community change. Our staff and community partners are committed to advancing early education throughout Miami-Dade and Monroe counties and are set apart by our collective passion, strength and dedication to children.
- **EXCELLENCE** - When it comes to early learning, quality matters. We are committed to excellence, providing quality programs and services that make a difference in our community. Designed to further the physical, social, emotional and intellectual needs of all children, our programs are innovative and offer each child an equal opportunity for a successful future.
- **CUSTOMER SERVICES** - We strive to meet the needs of our parents, families, providers and partners by providing comprehensive customer service in a professional, timely and courteous manner.
- **EQUITY** - In working with parents, families, providers, and partners, we are committed to the principle of equity and balance, so that all may benefit from the work we do, while keeping children first.

PRIORITY INITIATIVES

NEEDIEST CHILDREN

Improve outcomes for children in our neediest communities, including children with developmental and other delays and disabilities, by improving the quality of early learning programs. **Valid child outcomes needed. ELC to lead.**
Partners

Target neediest areas

Identify centers in distressed zip codes and those serving children with, or at risk for, developmental delays & provide extra support for them to meet higher standards

Increase the Number of Children

Receiving services who have physical, developmental, sensory, and social-emotional delays and disabilities

Parent/Family Self-sufficiency

Identify methods of encouraging self-sufficiency – **Is this a core function of ELC? Funding? Recommend removal.**

YOUNGEST CHILDREN

Offer a continuum of care from before birth to age 5, with a particular focus on infants and children. **Remove before birth.**
Partners

Age-based Rates

Adjust reimbursement rates to offer incentives to serve the youngest children

EDUCATE ALL

Educate families and the community at large about the benefits of quality early learning.
Partners

Parental Choice

Develop innovative strategies to help parents choose child care programs that ensure better outcomes for their children

Visibility

Achieve increased visibility of the importance of early learning throughout both counties by creating child care resources and providing information

PROVIDERS

Strengthen Coalition relationship with providers and support providers' meeting higher quality performance requirements. **Solicit input from providers. Staff will provide feedback on collaboration/support.**
Partners

Improve Provider Selection and Contracting Process

Establish local provisions that support parental choice and ensure providers serving children receiving subsidies meet certain quality requirements

Teacher Education

Increase the number of teachers with child care credentials
National CDA as goal

Fewer Providers

Drop low-performing providers – **Reframe as focus on high quality.** **Drive incentives to higher performing providers.**

Technical Business Assistance

Offer business assistance to providers in distressed areas

Educate Providers

Provide program directors/staff with training and resources to provide high quality care to all children, including children with disabilities

CAPACITY BUILDING

Strengthen Board and Staff capacity to carry out strategic goals
Partners

Advocacy

Engage aggressively & systematically in advocacy to drive better outcomes for children

Early Child Care Education Systems Building

Establish regular meetings with partners to strengthen cross-sector investments and policies for children before birth through age five

FUNDING

Increase public and private funding and reallocate funds to strategic goals
Partners

Public

Secure adequate resources to ensure high quality delivery to each child we serve

Monroe County

Establish a Permanent Funding Model for Social Services



2016-2017 Legislative Agenda

Early education. Lifelong success.

PRIORITIES:

- **Increase Program Funding**
- **Improve Professional Development Standards**
- **Incentives for Providers that Promote Quality**
- **Improve Industry Standards**
- **Establish a High-Need Community Pay Differential/Tiered Reimbursement**
- **Raise Health and Safety Requirements to Improve Child Care Quality**

www.elcmdm.org

Questions regarding these legislative priorities should be directed to **Evelio Torres, President and CEO**, Early Learning Coalition of Miami-Dade/Monroe
etorres@elcmdm.org

SCHOOL READINESS & VOLUNTARY PRE-KINDERGARTEN

- Increase School Readiness funding to address the waiting list of children 0 – 5 and improve the quality of care.
- Increase training requirements for staff in School Readiness programs, ensuring, at a minimum, all have specialized training for the ages of children in their care.
- Establish statewide program performance and effectiveness standards and supports.
- Establish a High-Need Community Pay Differential/Tiered Reimbursement to achieve equity across School Readiness providers.
- Enhance resources for families to inform their decision-making regarding selecting good early learning settings and supports for their children.
- Improve industry standards that must be met by every contracted program offering School Readiness and Voluntary Pre-kindergarten (VPK).
- Increase VPK Base Student Allocation to help programs meet State Board of Education performance standards.
- Revise the VPK assessment and readiness rate process to incorporate developmentally appropriate practices that address all domains of development and incorporates child progress.
- Improve Florida's national best practices ranking by reducing VPK staff to child ratios back to 1:10 or better.
- Improve teacher capacity by increasing the number of required in-service training hours and specialized training in prekindergarten.
- Improve children's access to health care to enhance educational and socio-emotional development.

